

# TOYOTA

## INDUSTRIAL EQUIPMENT PARTS CATALOG

MODEL	- - - - -	7 F B R		- - - - -
FRAME NO.		7 F B R		- - - - -
LIFTING HEIGHT	- -	<u>m</u> <u>m</u>		- - - - -

**7FBR10.13.15.18.20.25**  
**7FBR30**  
**7FBRS20.25**

**No.G428-3**

MAIN 17/08

**DESCRIPTION**

	RUST PROOF
	DUST PROOF
	45SD
	BACK-UP BUZZER
	BACK-UP CHIME
	BACK-UP LIGHT
	FORWARD CHIME
	FWD&BACK CHIME
	HEADLIGHTS
	RR WORKING
	TURN SIGNAL
	ROTARY LAMP
	BACKREST

# TOYOTA Material Handling Company

A Division of TOYOTA INDUSTRIES CORPORATION



## GENERAL INFORMATION (English)

This parts catalog has been prepared for the customers of Toyota Industrial Vehicles and this shows only the part name codes instead of parts numbers.

When ordering parts from your local Toyota dealer, please specify the complete model number of the truck, the engine number or frame number. Also it is essential that you specify the part name codes described in the pages of illustrations and text.

The complete model number and frame number are shown in the front page of this catalog. All the columns in this quick reference index are supposed to be filled out by both the factory and your local dealer.

For the industrial vehicle with optional equipment, which is described in the lower part of the DESCRIPTION, it is imperative for you to specify optional equipment when ordering parts.

Your Toyota dealer has always been furnished with enough information to decode the correct part numbers based on your information of model number, engine number or frame number as well as part name code.

## INFORMATIONS D'ORDRE GENERAL (French)

Ce catalogue de pièces a été préparé pour les propriétaires de Véhicules Industriels Toyota. On n'y trouvera que les codes de désignation de pièces au lieu des numéros de pièces.

Pour la commande de pièces auprès de votre concessionnaire Toyota, prière de spécifier le numéro de modèle complet de l'engin, le numéro du moteur ou le numéro du châssis. Il est aussi nécessaire de spécifier les codes de désignation de pièces comme ils sont décrits dans les pages d'illustrations et dans le texte.

Le numéro de modèle complet et le numéro de châssis sont indiqués en première page de ce catalogue. Toutes les colonnes de l'index de référence rapide devraient être remplies par l'usine et par votre concessionnaire.

Pour le véhicule industriel avec équipement optionnel, décrit en bas de page sous la rubrique "DESCRIPTION", il convient de bien spécifier qu'il s'agit de cet équipement lors de commande de pièces.

Votre concessionnaire Toyota est toujours suffisamment informé pour décoder les numéros de pièces sur la base de votre information du numéro de modèle, du numéro de moteur ou de châssis, et des codes de désignation de pièces.

## ALLGEMEINE INFORMATION (German)

Dieser Teilekatalog wurde für die Benutzer von Toyota Industriefahrzeugen zusammengestellt und zeigt anstelle von Teilenummern nur die Teilennamen-Kodes.

Geben Sie bei Teilebestellungen von Ihrem Toyota-Händler am Platz bitte die vollständige Modellnummer des Fahrzeugs, die Motornummer oder Fahrgestellnummer an. Es ist auch erforderlich, daß Sie die in den Illustrationen und im Text beschriebenen Teilennamen-Kodes angeben.

Die vollständige Modellnummer und Fahrgestellnummer finden Sie auf der Vorderseite dieses Katalogs. Alle Spalten in dieser Bezugstabelle sollen sowohl vom Werk als von Ihrem Händler am Platz ausgefüllt werden.

Für Industriefahrzeuge mit Sonderausrüstung, welche im unteren Teil der BESCHREIBUNG erläutert ist, müssen Sie bei der Bestellung von Teilen unbedingt diesbezügliche Angaben machen.

Ihr Toyota-Händler verfügt stets über genügend Information, um die richtigen Teilenummern zu entschlüsseln, basiert auf Ihren Angaben zu Modellnummer, Motornummer oder Fahrgestellnummer und den Teilennamen-Kodes.

## INFORMACION GENERAL (Spanish)

Este catálogo de piezas ha sido preparado para los clientes de vehículos industriales de TOYOTA, e incluye tan sólo los códigos de nombre de pieza en lugar de los números de pieza.

Cuando solicite piezas a su distribuidor local de TOYOTA especifique por favor el número de modelo completo del vehículo, el número de motor o el número de bastidor. Asimismo, es esencial que Vd. especifique los códigos de nombre de pieza descritos en las páginas de ilustraciones y de texto.

El número completo de modelo y el número de bastidor se indican en la portada de este catálogo. Se supone que todas las columnas de este índice de referencia se han rellenado, tanto por parte de la fábrica como por parte de su distribuidor local.

En lo que concierne a los vehículos industriales con equipos opcionales, que se describen en la parte baja de la DESCRIPCION, es absolutamente necesario que especifique equipos opcionales cuando solicite piezas de repuesto.

Su distribuidor local de TOYOTA posee la información necesaria para descifrar los números correctos de cada pieza a base de su información de número de modelo, número de motor o número de bastidor, así como el código de nombre de la pieza.

## ILLUSTRATION AND PART NAME CODE TEXT PAGE COMPOSITION (English)

Essentially, one (1) page will present both the illustration and part name code. However, when the space for text page is not enough the next page will be used in succession.

- ① **Figure number**  
This parts catalog has been prepared according to the figure numbers.
- ② **Figure title**  
A representative part name which is the major assembly part name is shown as the figure title of the illustration.
- ③ **Sub title**  
The optional name or special specification of each illustration are indicated.
- ④ **Part name code**  
This is a combination of figure number and codes of illustrations pertaining to each part. This is a key for your Toyota dealer to find the correct part numbers.
- ⑤ **Part name**  
As a rule, the part name is indicated for each of the part name codes.
- ⑥ **QTY (Quantity)**  
The quantity column indicates the utilized pieces of part name code unit.  
When the utilized quantity changes according to each of the vehicles, maximum is indicated.  
When the utilized quantity of the parts differs or is more than 100 pieces, quantity 99 is indicated.
- ⑦ **Standard parts numbers**  
The standard parts such as the bolts, nuts, washer, etc. are described with parts numbers. When ordering these parts, specify parts numbers.

## ILLUSTRATION ET COMPOSITION DU DE TEXTE DE CODE DE DESIGNATION DE PIECE (French)

Une (1) page contiendra essentiellement une illustration et ses codes de désignation de pièce. Toutefois, lorsque l'espace réservé au texte est insuffisant, la continuation se trouvera sur la page suivante.

- ① **Numéro de figure**  
Ce catalogue de pièces a été préparé en fonction des numéros de figures.
- ② **Titre de figure**  
Une désignation de pièce représentative, celle d'une pièce d'un ensemble important, est indiquée comme titre de figure de l'illustration.
- ③ **Sous-titre**  
La désignation optionnelle ou les spécifications spéciales de chaque illustration sont indiquées.
- ④ **Code de désignation de pièce**  
Obtenu en combinant le numéro de figure et les codes des illustrations inhérents à chaque pièce. Ce code permettra à votre concessionnaire Toyota de trouver les numéros de pièces corrects.
- ⑤ **Désignation de pièce**  
La désignation de la pièce est indiquée pour chacun des codes de désignation de pièce.
- ⑥ **Q'ty (quantité)**  
La colonne quantité indique les pièces utilisées de l'unité de code de désignation de pièce. La quantité maximum est indiquée quand la quantité utilisée diffère pour chacun des véhicules. Quand la quantité de pièces utilisées diffère ou lorsqu'elle dépasse 100 pièces, la quantité 99 est indiquée.
- ⑦ **Numéros de pièces standard**  
Les pièces standard comme les boulons, les écrous, les rondelles, etc. sont décrits dans les numéros de pièces. Pour commander ces pièces, prière de spécifier les numéros de pièces.

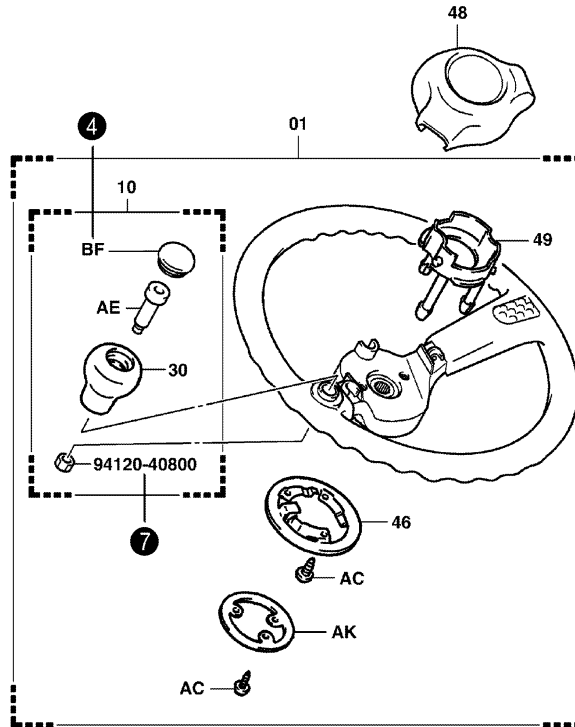
①—4501

STEERING WHEEL  
VOLANT DE DIRECTION

LENKRAD  
VOLANTE DE DIRECCION

( )

③



4501-050A

4501-050A

④ 4501

STEERING WHEEL  
VOLANT DE DIRECTION

⑥

LENKRAD  
VOLANTE DE DIRECCION

PART NAME CODE	⑤ PART NAME	QTY	PART NAME CODE	PART NAME	QTY
4501-01	WHEEL ASSY, STEERING ENS. DE ROUE RAD. VOLLST. CONJUNTO DE LA RUEDA	1	4501-BK	COLLAR, STEERING KNOB COLLIER BUCHSE COLLAR	1
4501-10	KNOB ASSY, STEERING WHEEL ENS. DE BOULE KNOPF. VOLLST. CONJUNTO DEL MANDO	1			
4501-30	KNOB SUB-ASSY, STEERING WHEEL SOUS-ENS. DE BOULE KNOPF-TEILGRUPPE SUBCONJUNTO DEL MANDO	1			
4501-46	SPRING, HORN CONTACT RESSORT FEDER RESORTE	1			
4501-48	PAD, STEERING WHEEL TAMPON KLOTZ ALMOHADILLA	1			
4501-49	CUP, HORN CONTACT COUPELLE DICHTMANSCHETTE TAZA	1			
4501-AC	SCREW VIS SCHRAUBE TORNILLO	6			
4501-AE	BOLT, STEERING WHEEL KNOB SET BOULON SCHRAUBE PERNO	1			
4501-AK	RING, HORN CONTACT NO.1 ANNEAU RING ANILLO	1			
4501-BF	CAP CAPUCHON KAPPE TAPA	1			

G320

71

MTM-21

## ABBILDUNG UND TEXTSEITENAUFBAU FÜR TEILENAMEN-KODE (German)

Grundsätzlich finden Sie auf einer (1) Seite sowohl die Abbildung als auch den Teilnamen-Kode.  
Wenn für den Text jedoch nicht genügend Platz vorhanden ist, wird er auf der nächsten Seite Fortgesetzt.

- ① **Abbildungsnummer**  
Dieser Teilkatalog wurde nach Abbildungsnummern zusammengestellt.
- ② **Abbildungstitel**  
Ein stellvertretender Teilname, welcher zugleich die Bezeichnung für die Hauptbaugruppe ist, wird als Abbildungstitel der Illustration angegeben.
- ③ **Untertitel**  
Ein zusätzlicher Name oder eine besondere Kennzeichnung werden für jede Illustration angegeben.
- ④ **Teilnamen-Kode**  
Dies ist eine Kombination von ziffern und Abbildungskodes, die jedes Teil betreffen. Es ist ein Schlüssel für Ihren Toyota-Händler, um die richtigen Teilenummern zu finden.
- ⑤ **Teilname**  
Grundsätzlich wird der Teilname für alle Teilnamen-Kodes angegeben.
- ⑥ **QTY (Menge)**  
Die Mengenspalte gibt die benutzte Stückzahl von Teilnamen-Kode-Einheiten an.  
Wenn die benutzte Stückzahl je nach Fahrzeug Verschieden ist, wird die Höchstmenge angegeben.  
Wenn die benutzte Menge 100 Stück überschreiten kann, wird als Menge 99 angegeben.
- ⑦ **Standardteile-Nummern**  
Die Standardteile, wie Schrauben, Muttern, Unterlegscheiben usw., sind in den Teilenummern beschrieben. Geben Sie bei Bestellung dieser Teile die Teilenummern an.

## COMPOSICION DE LAS PAGINAS DE ILUSTRACIONES Y DE TEXTO DE CODIGOS DE NOMBRE DE PIEZAS (Spanish)

Básicamente, una (1) página incluirá tanto la ilustración como el código de nombre de la pieza.  
No obstante, si el espacio no fuese suficiente, se utilizará la página siguiente.

- ① **Número de figura**  
Este catálogo de piezas se ha preparado de acuerdo con los números de las figuras.
- ② **Título de las figuras**  
Como título de las figuras de la página de ilustraciones, se incluye un nombre que sea representativo del nombre del mayor conjunto.
- ③ **Subtítulo**  
Se indican el nombre opcional o las especificaciones especiales de cada ilustración.
- ④ **Código de nombre de pieza**  
Se trata de una combinación de número de figura y de código de las ilustraciones correspondientes a cada pieza. Esta es la clave para que su distribuidor local de TOYOTA pueda encontrar el número de pieza correcto.
- ⑤ **Nombre de la pieza**  
Como norma, se indica el nombre de cada uno de los códigos de nombre de pieza.
- ⑥ **QTY (Cantidad)**  
La columna de cantidad indica el número de piezas utilizadas de cada unidad de código de nombre de pieza.  
Cuando la cantidad utilizada es intercambiable entre cada uno de los vehículos, se indica el máximo.  
Cuando la cantidad de piezas utilizadas pueda diferir o ser superior a 100, se indica como cantidad 99.
- ⑦ **Números de piezas normalizadas**  
Las piezas corrientes, tales como pernos, tuercas, arandelas etc., se describen con número de pieza. Cuando solicite tales piezas, indique su número de pieza.

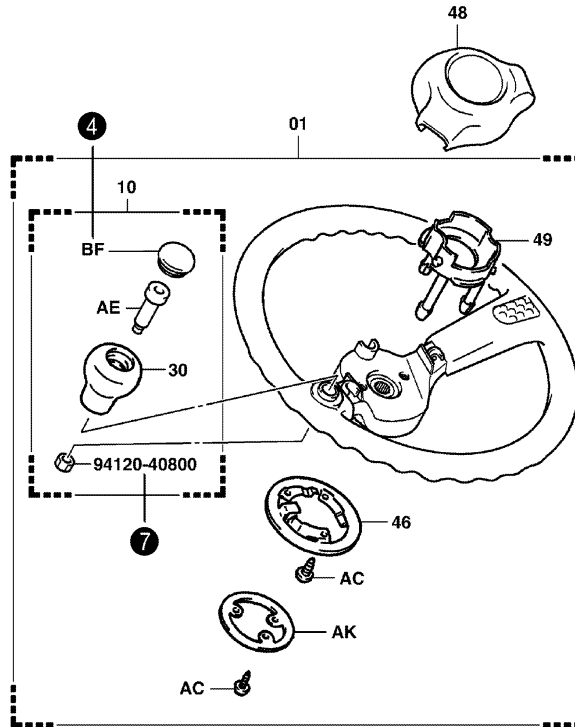
①—4501

STEERING WHEEL  
VOLANT DE DIRECTION

LENKRAD  
VOLANTE DE DIRECCION

( )

③



4501-050A

4501-050A

④ 4501

STEERING WHEEL  
VOLANT DE DIRECTION

⑥

LENKRAD  
VOLANTE DE DIRECCION

PART NAME CODE	⑤ PART NAME	QTY	PART NAME CODE	PART NAME	QTY
4501-01	WHEEL ASSY, STEERING ENS. DE ROUE RAD. VOLLST. CONJUNTO DE LA RUEDA	1	4501-BK	COLLAR, STEERING KNOB COLLIER BUCHSE COLLAR	1
4501-10	KNOB ASSY, STEERING WHEEL ENS. DE BOULE KNOPF. VOLLST. CONJUNTO DEL MANDO	1			
4501-30	KNOB SUB-ASSY, STEERING WHEEL SOUS-ENS. DE BOULE KNOPF-TEILGRUPPE SUBCONJUNTO DEL MANDO	1			
4501-46	SPRING, HORN CONTACT RESSORT FEDER RESORTE	1			
4501-48	PAD, STEERING WHEEL TAMPON KLOTZ ALMOHADILLA	1			
4501-49	CUP, HORN CONTACT COUPELLE DICHTMANSCHETTE TAZA	1			
4501-AC	SCREW VIS SCHRAUBE TORNILLO	6			
4501-AE	BOLT, STEERING WHEEL KNOB SET BOULON SCHRAUBE PERNO	1			
4501-AK	RING, HORN CONTACT NO.1 ANNEAU RING ANILLO	1			
4501-BF	CAP CAPUCHON KAPPE TAPA	1			

G320

71

MTM-21

## DATA PLATE & SERIAL NUMBERS (English)

For retrieving correct part numbers, it's indispensable to know the truck model, as well as frame number (or engine number). Customers can obtain said information in the data plate on the truck or in this user parts catalog.

## PLAQUE DE DONNEES TECHNIQUES & NUMEROS DE SERIE (French)

Pour relever correctement le numéro des pièces, il est indispensable de connaître le modèle de l'engin, ainsi que le numéro de châssis (ou du moteur). Les propriétaires peuvent trouver ladite information sur la plaque de données techniques de l'engin ou dans le présent ouvrage.



## DATENPLATTE & SERIENNUMMERN (German)

Um die richtige Teilenummer zu ermitteln, müssen unbedingt das Fahrzeugmodell sowie die Fahrgestellnummer (oder die Motornummer) bekannt sein. Kunden Können diese Angaben von der Datenplatte am Fahrzeug oder in diesem Teilekatalog für Benutzer entnehmen.

## PLACA DE DATOS Y NUMEROS DE SERIE (Spanish)

Para obtener los números de pieza correctos, es indispensable conocer el modelo del vehículo, así como el número del bastidor (o del motor). Los clientes pueden obtener dicha información por la placa de datos del vehículo o este catálogo de piezas para el usuario.

Data plate  
Plaque de données techniques  
Datenplatte  
Placa de datos

TOYOTA FORKLIFT TRUCK	
MODEL	FRONT TREAD
CODE NO. OF SPECIAL MODEL, MODEL OF ATTACHMENT	TIRE SIZE, FR
	TIRE PRESS. FR
FRAME NO.	TIRE SIZE, RR
TRUCK WEIGHT WITHOUT BATTERY	TIRE PRESS. RR
MAX. LIFTING HEIGHT "A"	PROD. YEAR
	VOLTAGE V
	BATTERY WEIGHT MIN./MAX.
	CAPACITY
	CAPACITY WITH VERTICAL UPRIGHT EQUIPPED AS SHOWN
	LOAD CENTER "B"
 TOYOTA INDUSTRIES CORPORATION KARIYA, JAPAN	

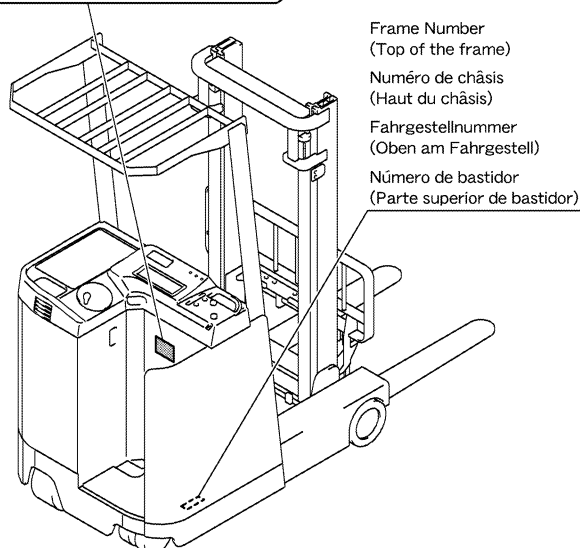




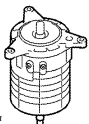
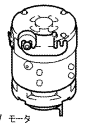
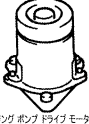
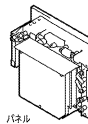
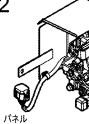

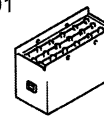
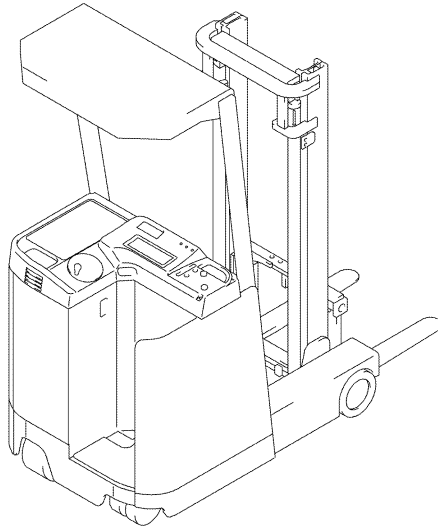
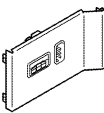
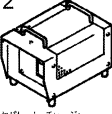
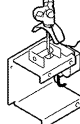
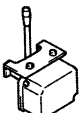
FIG.INDEX		ILLUSTRATED INDEX INDEX ILLUSTRÉ		INDIOE ILLUSTRADO ILLUSTRIRTES INHALTSVERZEICHNIS												
1401		1402		1403		2401		2402		2403		2501				
ドライブ モータ Drive Motor		ポンプ ドライブ モータ Pump Drive Motor		パワー ステアリング ポンプ ドライブ モータ Power Steering Pump Drive Motor		コントロール パネル Control Panel		コンタクタ パネル Contactor Panel		コンタクタ アッセンブリ Contactor Assy		バッテリー Battery				
エレクトリカル グループ ELECTRICAL GROUP																
																
												2511				
													バッテリー マウント チャージャー Battery Mount Charger			
													2512			
														バッテリー セパレート チャージャー Battery Separate Charger		
														2603		
															マルチ レバー Multi Lever	
															2611	
																アクセラレータ Accelerator
																0000-766A 0000-766A






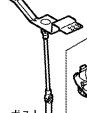

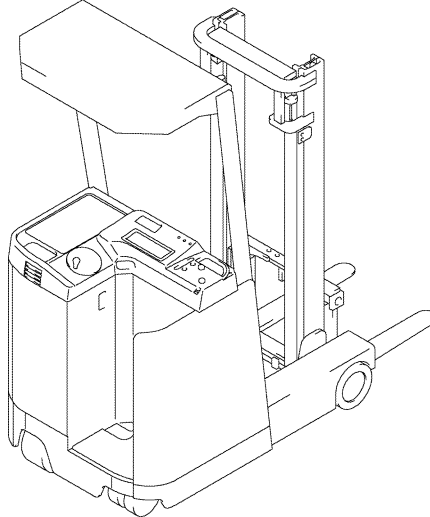

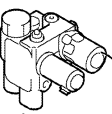
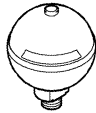

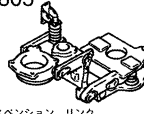



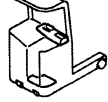
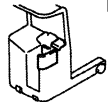

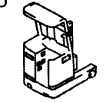
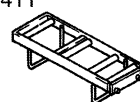

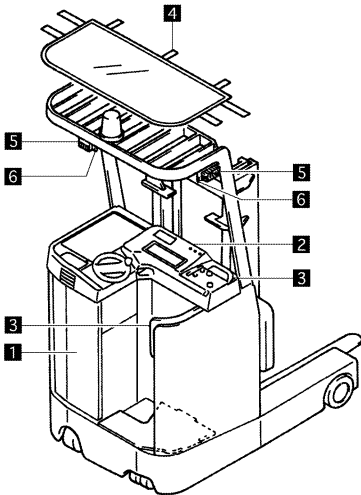

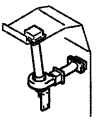
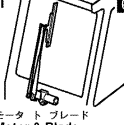
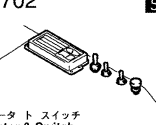
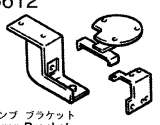
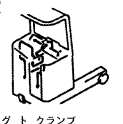
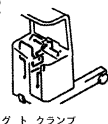
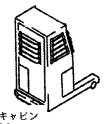
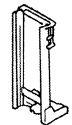

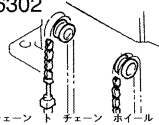
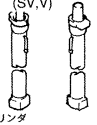
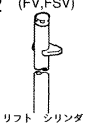
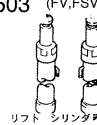

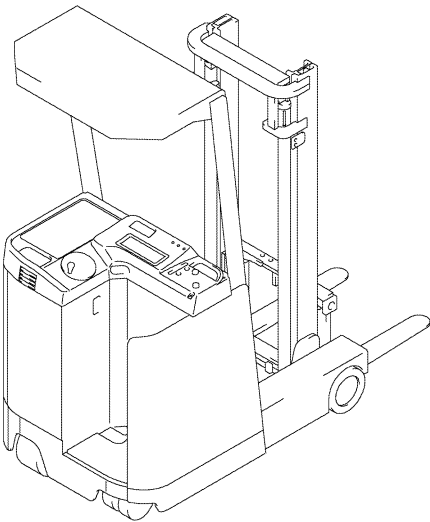
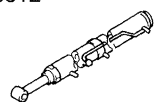
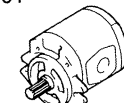
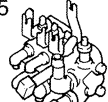
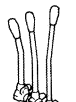
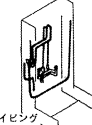
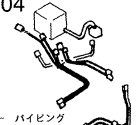
FIG.INDEX		ILLUSTRATED INDEX INDEX ILLUSTRÉ		INDIOE ILLUSTRADO ILLUSTRIRTES INHALTSVERZEICHNIS																
3308		3309		4211		4411		4501		4502		4505								
ドライブ ユニット ケース と カバー Drive Unit Case & Cover		ドライブ ユニット ギヤ Drive Unit Gear		リア アクスル キャスタ Rear Axle Caster		ホイール と タイヤ Wheel & Tire		ステアリング ホイール Steering Wheel		ステアリング ポスト Steering Post		エレクトリック パワー ステアリング Electric Power Steering								
シャシ グループ CHASSIS GROUP																				
																				
													4701							
														ブレーキ ペダル Brake Pedal						
														4704						
															ブレーキ バルブ Brake Valve					
															4706					
																ブレーキ アクキュムレータ Brake Accumulator				
																4714				
																	ブレーキ パイプ Brake Pipe			
																	4805			
																		サスペンション リンク Suspension Link		
																		4716		
																			ディスク ブレーキ Disk Brake	
																			4715	
																				ドラム ブレーキ Drum Brake
																				0000-767 0000-767_

FIG.INDEX	ILLUSTRATED INDEX INDEX ILLUSTRÉ		INDIOE ILLUSTRADO ILLUSTRIRTES INHALTSVERZEICHNIS			
5101  フレームト ウェイト Frame & Weight	1 5301  インストルメント パネルト フロア Instrument Panel & Floor	3 5308  ドライバ シート Driver Seat	4 5401  ヘッド ガードト アクセサリ Head Guard & Accessory	4 5405  インジケータ プレート Indicator Plate	5411  バッテリ スタンド Battery Stand	5412  バッテリ キャリア Battery Carrier
<p>ボデー、 エレクトリカル グループ BODY, ELECTRICAL GROUP</p> 						
		5803  センサ Sensor	5802  ヒータ Heater	5801  ワイパ モータ ト ブレード Wiper Motor & Blade	5702  メータ ト スイッチ Meter & Switch	5612  ランプ ブラケット Lamp Bracket
					5602  ワイヤリングト クランプ Wiring & Lamp	5504  ドア ロック Door Lock
					5501  スチール キャビン Steel Cabin	

0000-764

0000-764

FIG.INDEX	ILLUSTRATED INDEX INDEX ILLUSTRÉ		INDIOE ILLUSTRADO ILLUSTRIRTES INHALTSVERZEICHNIS			
6101  マスト Mast	6301  リフト ブラケットト フォーク Lift Bracket & Fork	6302  チェーン ト チェーン ホイール Chain & Chain Wheel	6501 (SV,V)  リフト シリンダ Lift Cylinder	6502 (FV,FSV)  フロント リフト シリンダ Front Lift Cylinder	6503 (FV,FSV)  リア リフト シリンダ Rear Lift Cylinder	6511  ティルト シリンダ Tilt Cylinder
<p>マスト、 ハイドロリック コンポーネント グループ MAST, HYDRAULIC COMPONENT GROUP</p> 						
						6512  リーチ シリンダ Reach Cylinder
						6701  オイル ポンプ Oil Pump
						6705  オイル コントロール バルブ Oil Control Valve
						6709  オイル コントロール バルブ リンク Oil Control Valve Link
				6805  マスト パイピング Mast Piping	6804  ボデー パイピング Body Piping	

0000-768

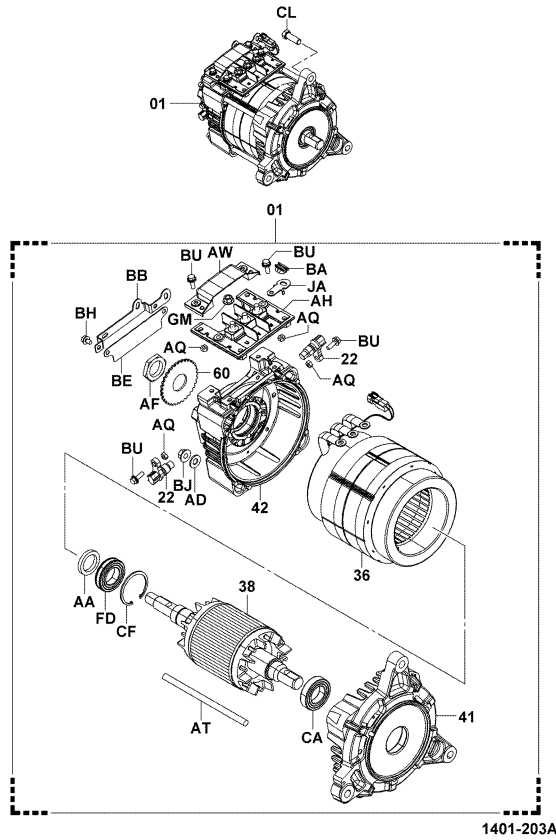
0000-768

1401

DRIVE MOTOR  
MOTEUR D'ENTRAINEMENT

ANTRIEBSMOTOR  
MOTOR IMPULSOR

10,13,15,18



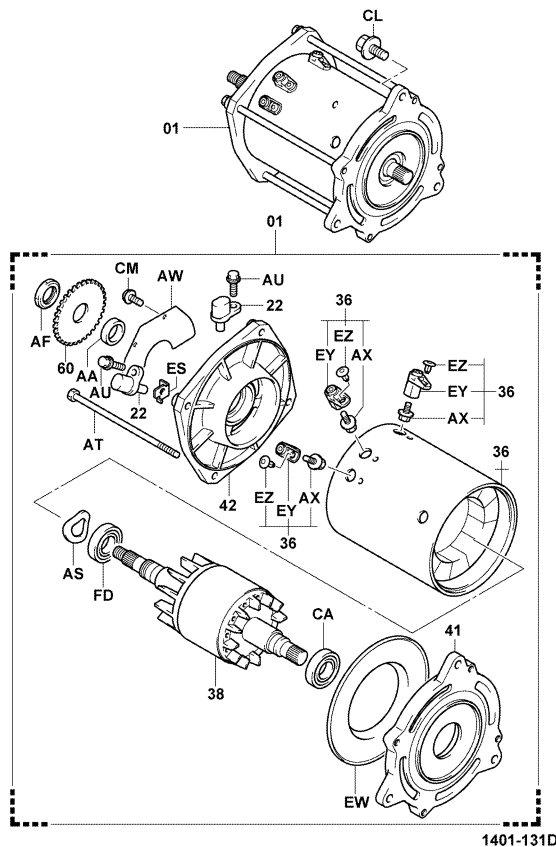
1401-203A

1401

DRIVE MOTOR  
MOTEUR D'ENTRAINEMENT

ANTRIEBSMOTOR  
MOTOR IMPULSOR

20,25,30,S20,S25



1401-131D

1401		DRIVE MOTOR MOTEUR D'ENTRAINEMENT	ANTRIEBSMOTOR MOTOR IMPULSOR		
PART NAME CODE	PART NAME	QTY	PART NAME CODE	PART NAME	QTY
1401-01	MOTOR ASSY, DRIVE ENS. DE MOTEUR MOTOR, VOLLST. CONJUNTO DEL MOTOR	1	1401-AH	TERMINAL SUB-ASSY, NO.1 SOUS-ENS. DE BORNE KLEMMEN-TEILGRUPPE SUBCONJUNTO DE TERMINALES	1
1401-22	SENSOR ASSY, REVOLUTION ENS. DE DETECTEUR SENSOR, VOLLST. CONJUNTO DEL SENSOR	2	1401-AQ	NUT ECROU MUTTER TUERCA	6
1401-36	STATOR SUB-ASSY, NO.3 SOUS-ENS. DE STATOR STATOR-TEILGRUPPE SUBCONJUNTO DE ESTATOR	1	1401-AS	WASHER, WAVE RODELLE UNTERLEGSCHIEBE ARANDELA	1
1401-38	ROTOR SUB-ASSY, NO.2 SOUS-ENS. DE ROTOR ROTOR-TEILGRUPPE SUBCONJUNTO DEL ROTOR	1	1401-AT	BOLT BOULON SCHRAUBE PERNO	4
1401-41	BRACKET, NO.1 SUPPORT TRAGER SOPORTE	1	1401-AU	BOLT BOULON SCHRAUBE PERNO	2
1401-42	BRACKET, NO.2 SUPPORT TRAGER SOPORTE	1	1401-AW	COVER COUVERCLE DECKEL CUBIERTA	1
1401-60	GEAR, PICK UP PIGNON ZAHNRAD ENGRANAJE	1	1401-AX	BOLT BOULON SCHRAUBE PERNO	3
1401-AA	COLLAR COLLIER BUCHSE COLLAR	1	1401-BA	CLAMP PINSE KLEMME ABRAZADERA	1
1401-AD	WASHER, PLATE RODELLE UNTERLEGSCHIEBE ARANDELA	4	1401-BB	CLAMP PINSE KLEMME ABRAZADERA	1
1401-AF	NUT ECROU MUTTER TUERCA	1	1401-BE	PLATE, COVER PLAQUE PLATTE PLACA	1

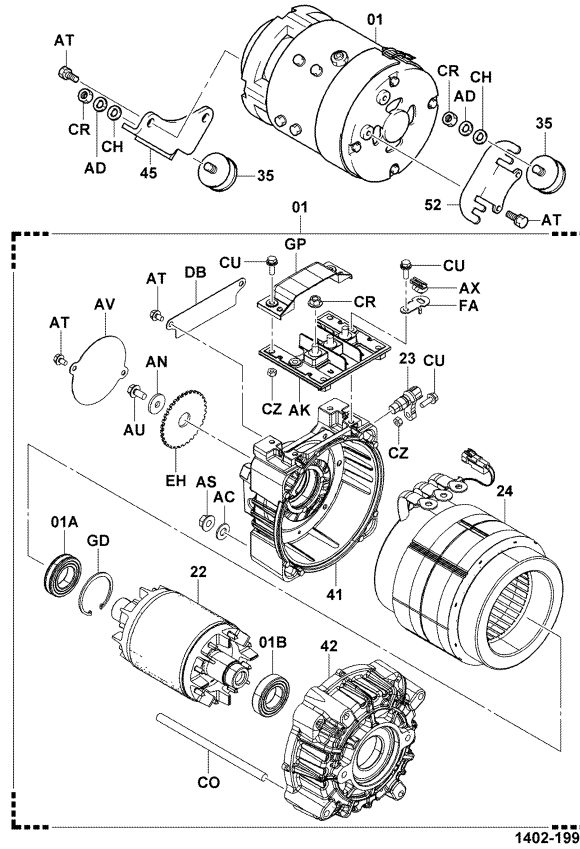
1401		DRIVE MOTOR MOTEUR D'ENTRAINEMENT	ANTRIEBSMOTOR MOTOR IMPULSOR		
PART NAME CODE	PART NAME	QTY	PART NAME CODE	PART NAME	QTY
1401-BH	BOLT BOULON SCHRAUBE PERNO	2	1401-FD	BEARING ROULEMENT LAGER COJINETE	1
1401-BU	BOLT, SQUARE BOULON SCHRAUBE PERNO	6	1401-GD	NUT ECROU MUTTER TUERCA	4
1401-CA	BEARING ROULEMENT LAGER COJINETE	1	1401-GM	NUT ECROU MUTTER TUERCA	3
1401-CF	RING, HOLE SNAP ANNEAU RING ANILLO	1	1401-JA	BRACKET SUPPORT TRAGER SOPORTE	1
1401-CL	BOLT BOULON SCHRAUBE PERNO	3			
1401-CM	SCREW VIS SCHRAUBE TORNILLO	2			
1401-ES	BRACKET SUPPORT TRAGER SOPORTE	1			
1401-EW	GUIDE GUIDE FUHRUNG GUIA	1			
1401-EY	TERMINAL BORNE ANSCHLUSS TERMINAL	3			
1401-EZ	CLIP AGRAFE CLIP FIJADOR	3			

1402

PUMP DRIVE MOTOR  
MOTEUR D'ENTRAINEMENT DE POMPE

PUMPENANTRIEBSMOTOR  
MOTOR IMPULSOR DE LA BOMBA

10,13



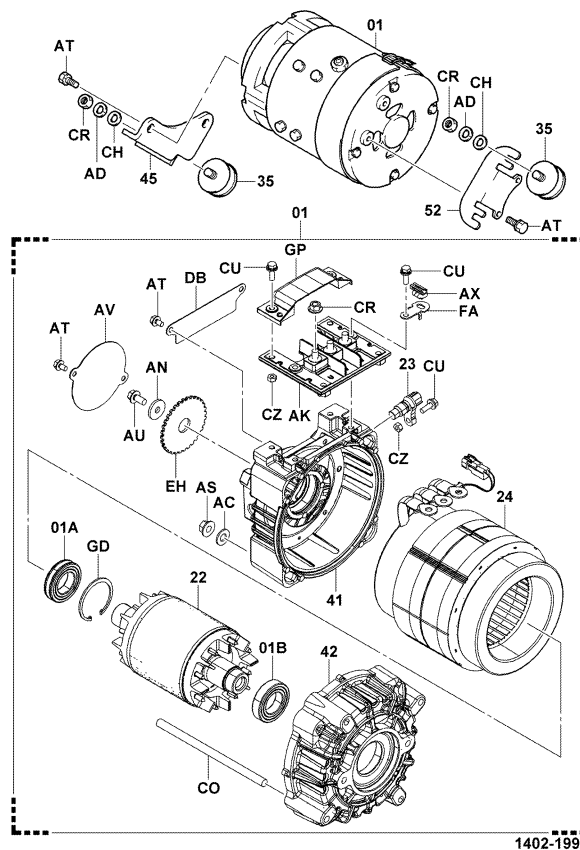
1402-199A

1402

PUMP DRIVE MOTOR  
MOTEUR D'ENTRAINEMENT DE POMPE

PUMPENANTRIEBSMOTOR  
MOTOR IMPULSOR DE LA BOMBA

15,18



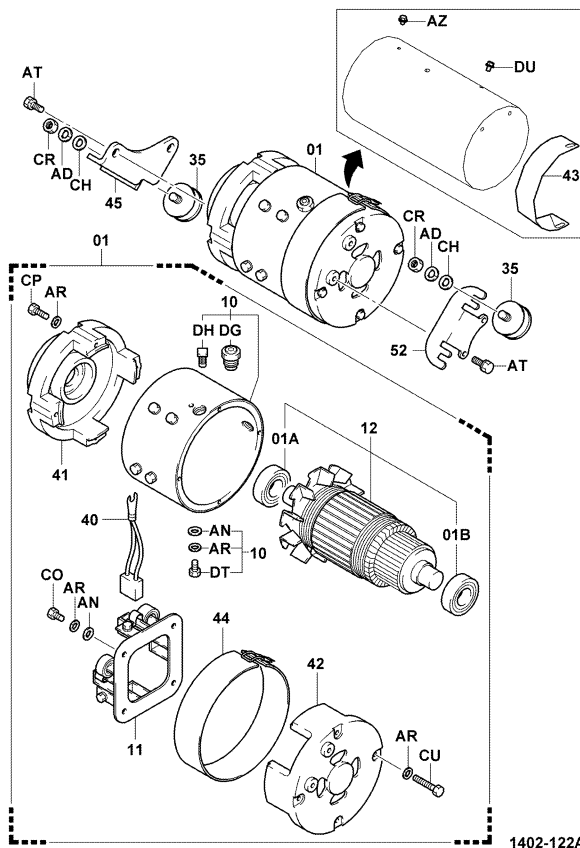
1402-199A

1402

PUMP DRIVE MOTOR  
MOTEUR D'ENTRAINEMENT DE POMPE

PUMPENANTRIEBSMOTOR  
MOTOR IMPULSOR DE LA BOMBA

20,25,30,S20,S25



1402-122A

1402

PUMP DRIVE MOTOR  
MOTEUR D'ENTRAINEMENT DE POMPE

PUMPENANTRIEBSMOTOR  
MOTOR IMPULSOR DE LA BOMBA

PART NAME CODE	PART NAME	QTY	PART NAME CODE	PART NAME	QTY
1402-01	MOTOR ASSY, PUMP ENS. DE MOTEUR MOTOR, VOLLST. CONJUNTO DEL MOTOR	1	1402-40	BRUSH, PUMP MOTOR BALAI BURSTE ESCOBILLA	4
1402-01A	BEARING, PUMP MOTOR, NO.1 ROULEMENT LAGER COJINETE	1	1402-41	BRACKET, NO.1 SUPPORT TRAGER SOPORTE	1
1402-01B	BEARING, PUMP MOTOR, NO.2 ROULEMENT LAGER COJINETE	1	1402-42	BRACKET, NO.2 SUPPORT TRAGER SOPORTE	1
1402-10	YOKE ASSY, PUMP MOTOR ENS. D'ETRIER JOCH, VOLLST. CONJUNTO DE HORQUILLA	1	1402-43	COVER, MOTOR COUVERCLE DECKEL CUBIERTA	1
1402-11	HOLDER ASSY, PUMP MOTOR ENS. DE SUPPORT DUSENSTOCR, VOLLST. CONJUNTO DE PORTAQUILLAS	1	1402-44	COVER, BRUSH COUVERCLE DECKEL CUBIERTA	1
1402-12	ARMATURE ASSY, PUMP MOTOR ENS. D'ARMATURE ANKER, VOLLST. CONJUNTO DEL INDUCIDO	1	1402-45	BRACKET, PUMP MOTOR MOUNTING SUPPORT TRAGER SOPORTE	1
1402-22	ROTOR SUB-ASSY SOUS-ENS. DE ROTOR ROTOR-TEILGRUPPE SUBCONJUNTO DEL ROTOR	1	1402-52	BRACKET, PUMP MOTOR SUPPORT TRAGER SOPORTE	1
1402-23	SENSOR ASSY, REVOLUTION ENS. DE DETECTEUR SENSOR, VOLLST. CONJUNTO DEL SENSOR	1	1402-AC	WASHER, PLATE RODELLE UNTERLEGSCHIEBE ARANDELA	4
1402-24	STATOR SUB-ASSY SOUS-ENS. DE STATOR STATOR-TEILGRUPPE SUBCONJUNTO DE ESTATOR	1	1402-AK	TERMINAL SUB-ASSY SOUS-ENS. DE BORNE KLEMMEN-TEILGRUPPE SUBCONJUNTO DE TERMINALES	1
1402-35	INSULATOR SUB-ASSY, MOTOR MOUNTING SOUS-ENS. D'ISOLATEUR ISOLATOR-TEILGRUPPE SUBCONJUNTO DEL AISLADOR	3	1402-AN	WASHER, PLATE RODELLE UNTERLEGSCHIEBE ARANDELA	1-6

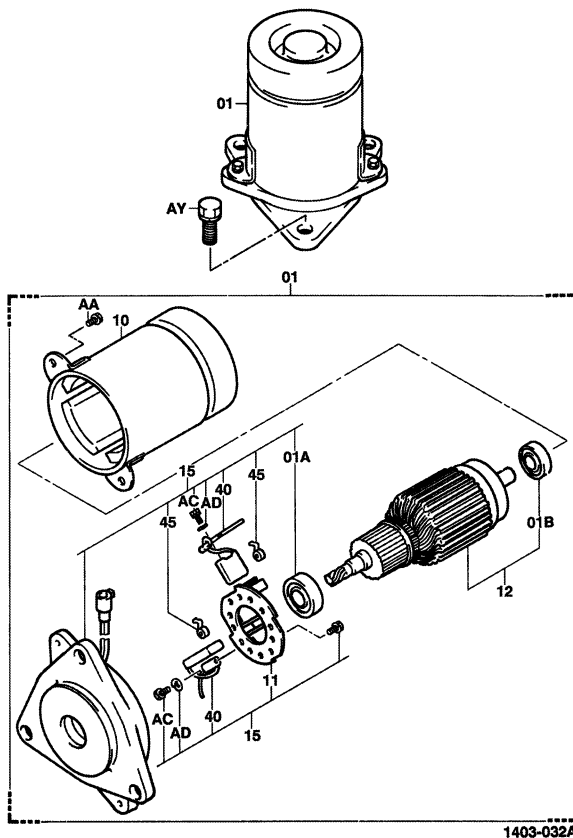
1402			PUMP DRIVE MOTOR MOTEUR D'ENTRAINEMENT DE POMPE		PUMPENANTRIEBSMOTOR MOTOR IMPULSOR DE LA BOMBA		
PART NAME CODE	PART NAME	QTY	PART NAME CODE	PART NAME	QTY		
1402-AR	WASHER, SPRING RODELLE UNTERLEGSSCHEIBE ARANDELA	14	1402-CR	NUT ECROU MUTTER TUERCA	3		
1402-AS	NUT ECROU MUTTER TUERCA	4	1402-CU	BOLT BOULON SCHRAUBE PERNO	4-5		
1402-AT	BOLT BOULON SCHRAUBE PERNO	4	1402-CZ	NUT ECROU MUTTER TUERCA	5		
1402-AU	BOLT BOULON SCHRAUBE PERNO	1	1402-DB	PLATE, COVER PLAQUE PLATTE PLACA	1		
1402-AV	COVER COUVERCLE DECKEL CUBIERTA	1	1402-DG	STUD TENON SCHRAUBBOLZEN PRISIONERO	2		
1402-AX	CLAMP PINSE KLEMME ABRAZADERA	1	1402-DH	STOPPER, STUD BUTEE ANSCHLAG TOPE	2		
1402-AZ	BOLT BOULON SCHRAUBE PERNO	2	1402-DT	BOLT BOULON SCHRAUBE PERNO	2		
1402-CH	WASHER, PLATE RODELLE UNTERLEGSSCHEIBE ARANDELA	3	1402-DU	BOLT BOULON SCHRAUBE PERNO	2		
1402-CO	BOLT BOULON SCHRAUBE PERNO	4	1402-EH	GEAR, PICK UP PIGNON ZAHNRAD ENGRANAJE	1		
1402-CP	BOLT BOULON SCHRAUBE PERNO	4	1402-FA	BRACKET SUPPORT TRAGER SOPORTE	1		

1402			PUMP DRIVE MOTOR MOTEUR D'ENTRAINEMENT DE POMPE		PUMPENANTRIEBSMOTOR MOTOR IMPULSOR DE LA BOMBA		
PART NAME CODE	PART NAME	QTY	PART NAME CODE	PART NAME	QTY		
1402-GD	RING ANNEAU RING ANILLO	1					
1402-GP	COVER, TERMINAL COUVERCLE DECKEL CUBIERTA	1					

1403

POWER STEERING PUMP DRIVE MOTOR  
MOTEUR D'ENTR DE POMPE DE DIRECTION ASS

LENKHILFSPUMPE  
MOTOR IMPULSOR DE BOMBA DE SERVODIRECCION



1403-032A

1403

POWER STEERING PUMP DRIVE MOTOR  
MOTEUR D'ENTR DE POMPE DE DIRECTION ASS

LENKHILFSPUMPE  
MOTOR IMPULSOR DE BOMBA DE SERVODIRECCION

PART NAME CODE	PART NAME	QTY	PART NAME CODE	PART NAME	QTY
1403-01	MOTOR ASSY, POWER STEERING ENS. DE MOTEUR MOTOR, VOLLST. CONJUNTO DEL MOTOR	1	1403-AC	BOLT BOULON SCHRAUBE PERNO	2
1403-01A	BEARING, POWER STEERING MOTOR ROULEMENT LAGER COJINETE	1	1403-AY	BOLT BOULON SCHRAUBE PERNO	1-2
1403-01B	BEARING ROULEMENT LAGER COJINETE	1			
1403-10	YOKE ASSY, POWER STEERING MOTOR ENS. D'ETRIER JOCH, VOLLST. CONJUNTO DE HORQUILLA	1			
1403-11	HOLDER ASSY, BRUSH ENS. DE SUPPORT DUSENSTOCR, VOLLST. CONJUNTO DE PORTABOQUILLAS	1			
1403-12	ARMATURE ASSY, POWER STEERING ENS. D'ARMATURE ANKER, VOLLST. CONJUNTO DEL INDUCIDO	1			
1403-15	FRAME ASSY, COMMUTATOR ENS. DE CADRE RAHMEN, VOLLST. CONJUNTO DEL BASTIDOR	1			
1403-40	BRUSH, POWER STEERING MOTOR BALAI BURSTE ESCOBILLA	2			
1403-45	SPRING, POWER STEERING MOTOR BRUSH RESSORT FEDER RESORTE	2			
1403-AA	BOLT BOULON SCHRAUBE PERNO	2			



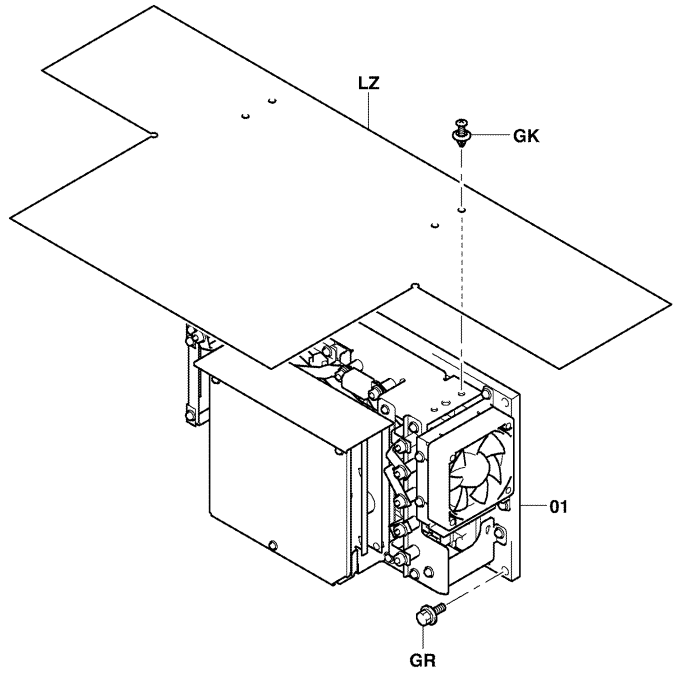
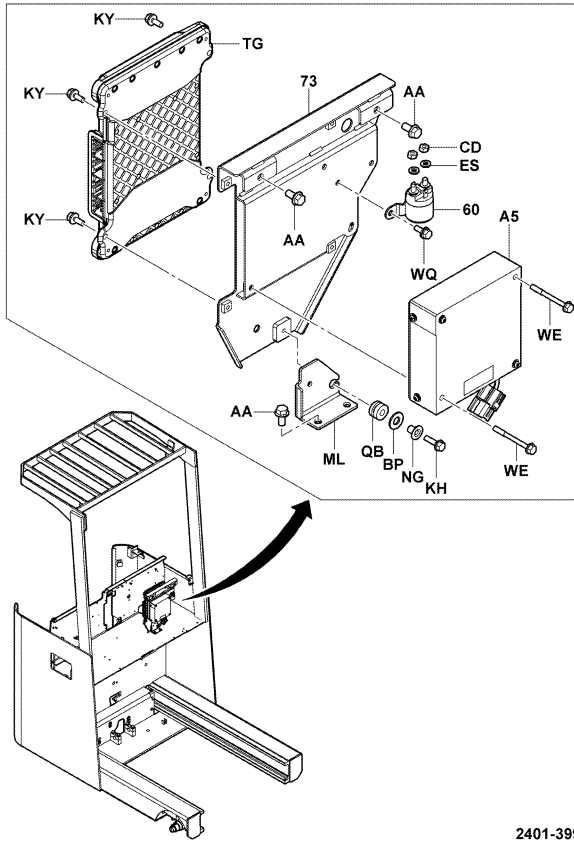
2401

CONTROL PANEL  
TABLEAU DE COMMANDE

BEDIENTAFEL  
PANEL DE CONTROL

10,13,15,18 [CONTROLLER]

20,25,30,S20,S25 [CONTROLLER]



2401-399

2401-399\_

2401-239

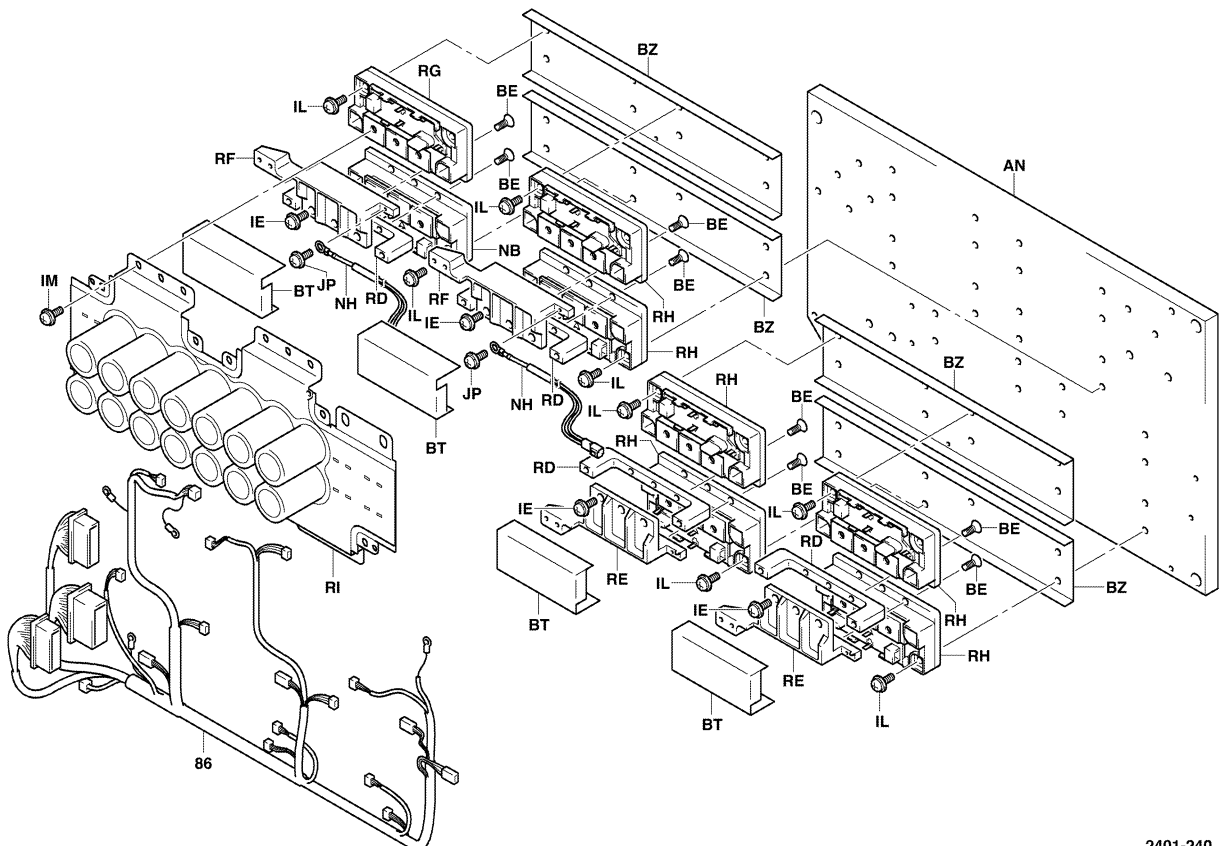
2401-239\_

2401

CONTROL PANEL  
TABLEAU DE COMMANDE

BEDIENTAFEL  
PANEL DE CONTROL

20,25,30,S20,S25 [CONTROLLER INNER 1/3]



2401-240

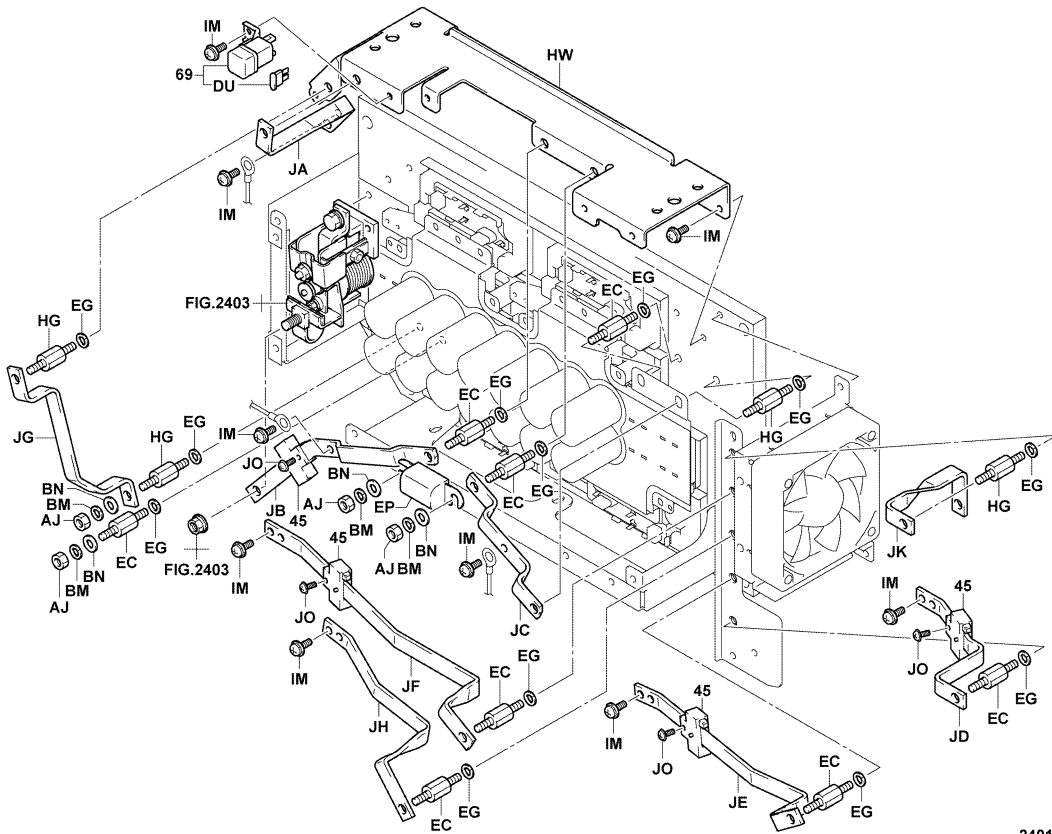
2401-240\_

2401

CONTROL PANEL  
TABLEAU DE COMMANDE

BEDIENTAFEL  
PANEL DE CONTROL

20,25,30,S20,S25 [CONTROLLER INNER 2/3]



2401-241B

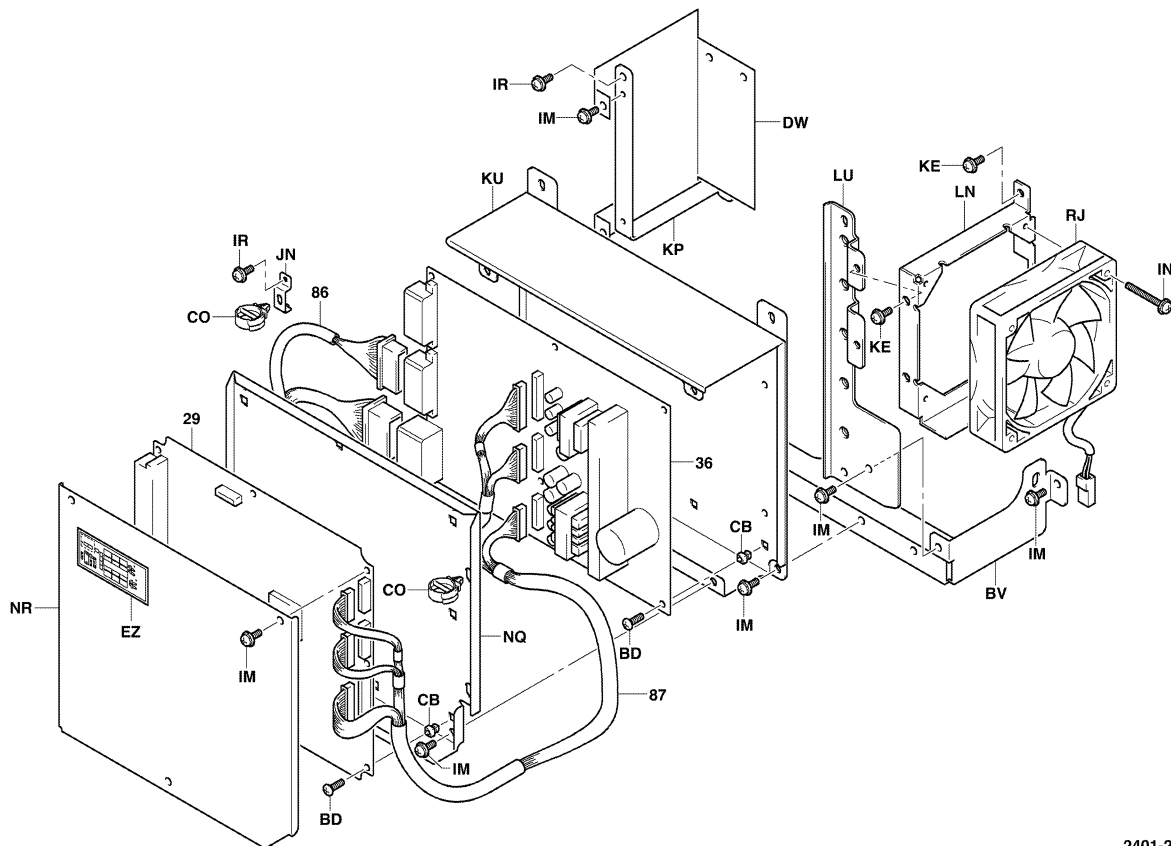
2401-241B

2401

CONTROL PANEL  
TABLEAU DE COMMANDE

BEDIENTAFEL  
PANEL DE CONTROL

20,25,30,S20,S25 [CONTROLLER INNER 3/3]



2401-242

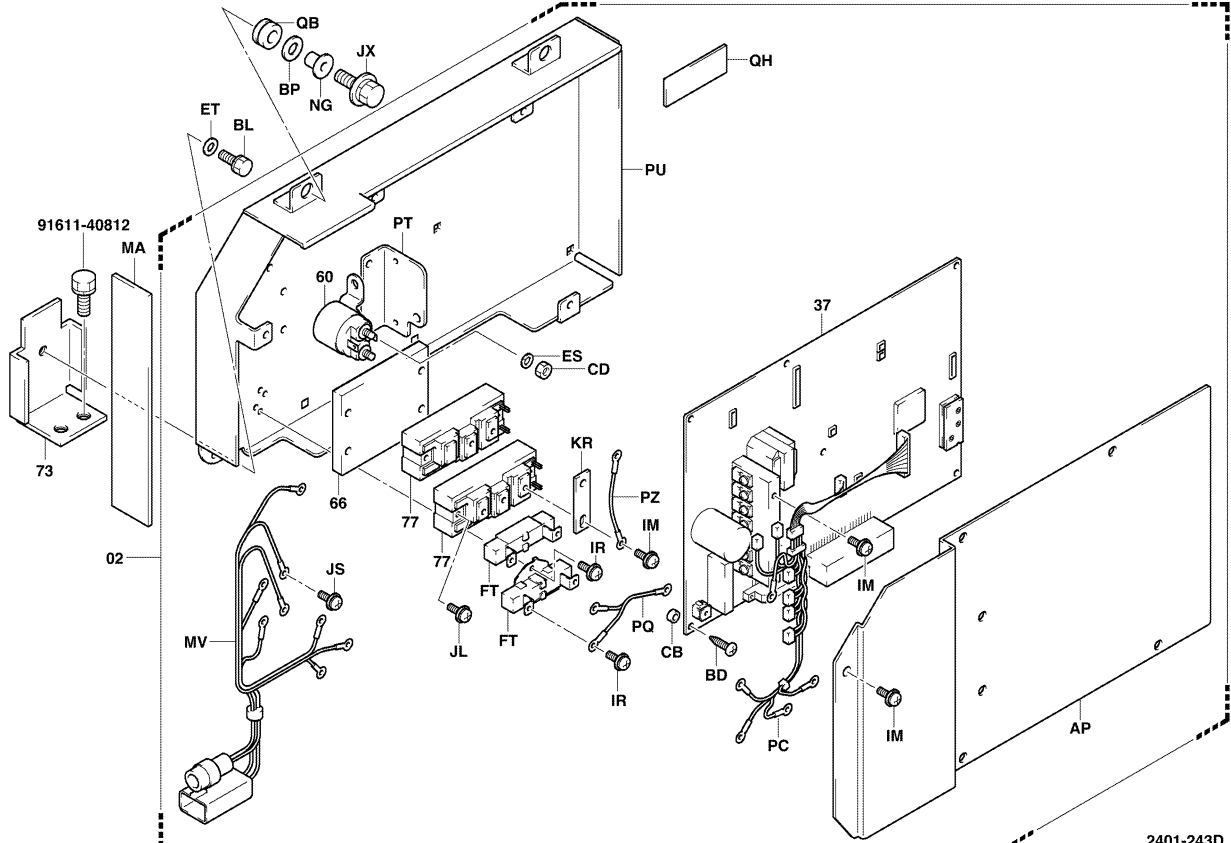
2401-242\_

2401

CONTROL PANEL  
TABLEAU DE COMMANDE

BEDIENTAFEL  
PANEL DE CONTROL

20,25,30,S20,S25 [PS CONTROLLER]



2401-243D

2401-243D

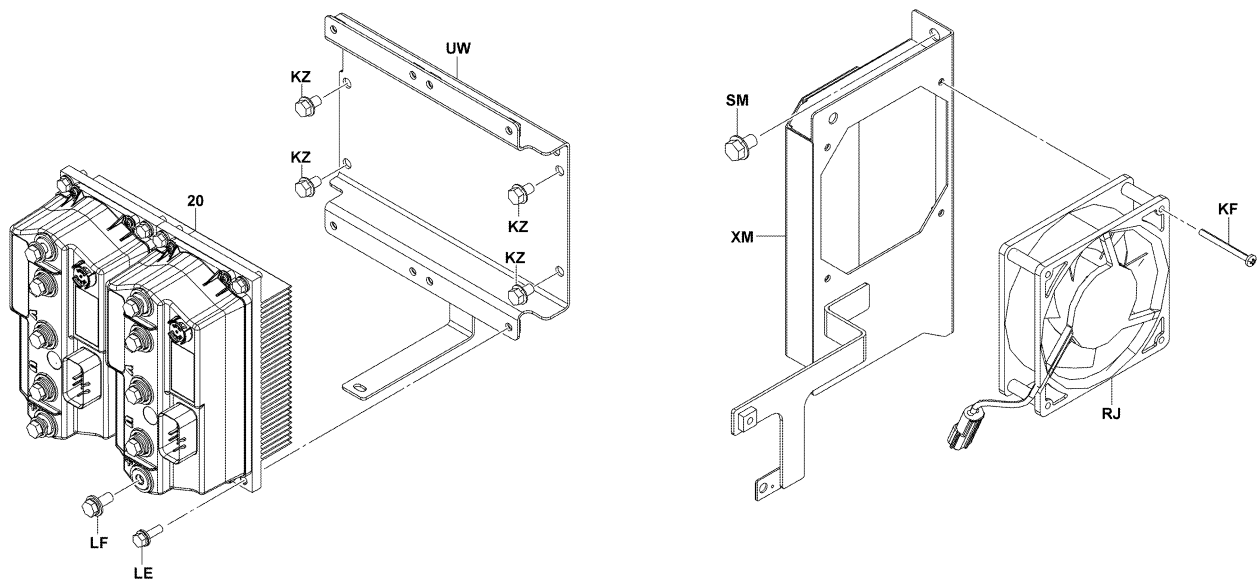
2401

CONTROL PANEL  
TABLEAU DE COMMANDE

BEDIENTAFEL  
PANEL DE CONTROL

10,13,15,18 [MOTOR DRIVE CONTROLLER]

10,13,15,18 [FAN]



2401-388

2401-388\_

2401-391

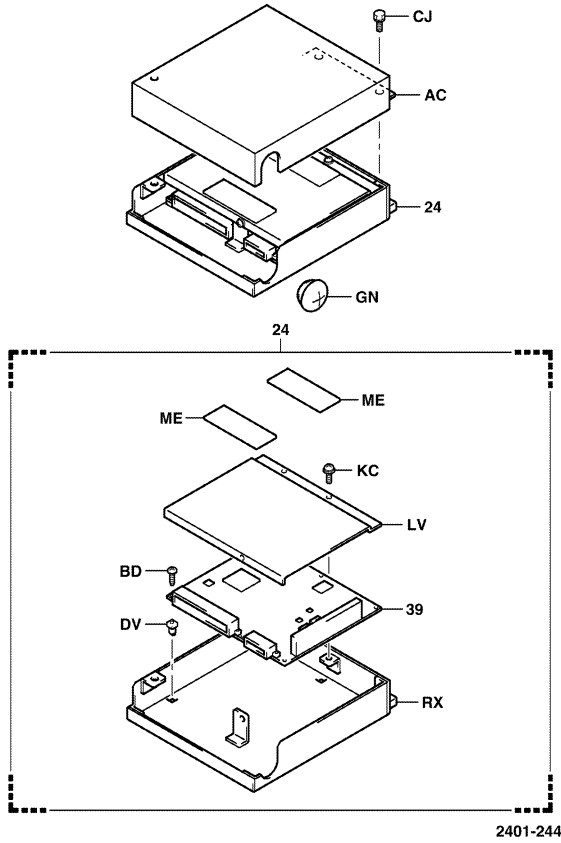
2401-391\_

**2401**

**CONTROL PANEL  
TABLEAU DE COMMANDE**

**BEDIENTAFEL  
PANEL DE CONTROL**

(MULTI LEVER)



2401-244\_

**2401**

**CONTROL PANEL  
TABLEAU DE COMMANDE**

**BEDIENTAFEL  
PANEL DE CONTROL**

PART NAME CODE	PART NAME	QTY	PART NAME CODE	PART NAME	QTY
2401-01	PANEL ASSY, DRIVE CONTROL ENS. DE PANNEAU TAFEL, VOLLST. CONJUNTO DEL PANEL	1	2401-66	HEATSINK SOURCE FROIDE KUHLEKORPER DISIPADOR TERMICO	1
2401-02	PANEL ASSY, P/S CONTROL ENS. DE PANNEAU TAFEL, VOLLST. CONJUNTO DEL PANEL	1	2401-69	BLOCK ASSY, FUSE ENS. DE BLOC FLASCHENZUG, VOLLST. CONJUNTO DE BLOQUE	1
2401-20	CONTROLLER ASSY, DRIVE ENS. DE CONTROLEUR STEUERTEIL, VOLLST. CONJUNTO DEL CONTROLADOR	2	2401-73	BRACKET SUB-ASSY SOUS-ENS. DE SUPPORT TRAGER-TEILGRUPPE SUBCONJUNTO DE LA SOPORTE	1
2401-24	BOX ASSY, CONTROL ENS. DE BOITIER KASTEN, VOLLST. CONJUNTO DE LA CAJA	1	2401-77	TRANSISTOR TRANSISTOR TRANSISTOR TRANSISTOR	2
2401-29	BOARD ASSY NES. DE PANNEAU BRETT, VOLLST. CONJUNTO DEL TABLERO	1	2401-86	HARNESS SUB-ASSY, NO.1 SOUS-ENS. DE FAISCEAU KABELBAUM-TEILGRUPPE SUBCONJUNTO DEL RAMAL DE CABLES	1
2401-36	BOARD ASSY NES. DE PANNEAU BRETT, VOLLST. CONJUNTO DEL TABLERO	1	2401-87	HARNESS SUB-ASSY, NO.2 SOUS-ENS. DE FAISCEAU KABELBAUM-TEILGRUPPE SUBCONJUNTO DEL RAMAL DE CABLES	1
2401-37	BOARD ASSY NES. DE PANNEAU BRETT, VOLLST. CONJUNTO DEL TABLERO	1	2401-A5	CONTROLLER ASSY, PS ENS. DE CONTROLEUR STEUERTEIL, VOLLST. CONJUNTO DEL CONTROLADOR	1
2401-39	BOARD ASSY NES. DE PANNEAU BRETT, VOLLST. CONJUNTO DEL TABLERO	1	2401-AA	BOLT BOULON SCHRAUBE PERNO	2-4
2401-45	SENSOR, CURRENT DETECTEUR SENSOR SENSOR	4	2401-AC	COVER COUVERCLE DECKEL CUBIERTA	1
2401-60	CONTACTOR ASSY, PS ENS. DE CONTACTEUR SCHALTSCHUTZ, VOLLST. CONJUNTO DE CONTACTOR	1	2401-AJ	NUT ECROU MUTTER TUERCA	6-7

2401		CONTROL PANEL TABLEAU DE COMMANDE		BEDIENTAFEL PANEL DE CONTROL	
PART NAME CODE	PART NAME	QTY	PART NAME CODE	PART NAME	QTY
2401-AN	BASE EMBASE SOCKEL BASE	1	2401-CB	GROMMET RONDELLE ISOLANTE DURCHFUEHRUNG ANILLO PROTECTOR	7
2401-BD	SCREW VIS SCHRAUBE TORNILLO	6-7	2401-CD	NUT ECROU MUTTER TUERCA	2
2401-BE	SCREW VIS SCHRAUBE TORNILLO	24	2401-CJ	BOLT BOULON SCHRAUBE PERNO	2-3
2401-BL	BOLT BOULON SCHRAUBE PERNO	1	2401-DU	FUSE FUSIBLE SICHERUNG FUSIBLE	2
2401-BM	WASHER, SPRING RODELLE UNTERLEGSCHIEBE ARANDELA	6-7	2401-DV	GROMMET RONDELLE ISOLANTE DURCHFUEHRUNG ANILLO PROTECTOR	6
2401-BN	WASHER, PLATE RODELLE UNTERLEGSCHIEBE ARANDELA	6-7	2401-DW	SHEET TOLE VENTILSITZ LAMINA	1
2401-BP	WASHER, PLATE RODELLE UNTERLEGSCHIEBE ARANDELA	1	2401-EC	TERMINAL BORNE ANSCHLUSS TERMINAL	9
2401-BT	SHEET TOLE VENTILSITZ LAMINA	4	2401-EG	WASHER RODELLE UNTERLEGSCHIEBE ARANDELA	13
2401-BV	BRACKET SUB-ASSY SOUS-ENS. DE SUPPORT TRAGER-TEILGRUPPE SUBCONJUNTO DE LA SOPORTE	1	2401-EP	FUSE FUSIBLE SICHERUNG FUSIBLE	1
2401-BZ	SHEET TOLE VENTILSITZ LAMINA	4	2401-ES	WASHER, SPRING RODELLE UNTERLEGSCHIEBE ARANDELA	2

2401		CONTROL PANEL TABLEAU DE COMMANDE		BEDIENTAFEL PANEL DE CONTROL	
PART NAME CODE	PART NAME	QTY	PART NAME CODE	PART NAME	QTY
2401-ET	WASHER, PLATE RODELLE UNTERLEGSCHIEBE ARANDELA	1	2401-IN	SCREW VIS SCHRAUBE TORNILLO	4
2401-EZ	PLATE, TERMINAL NUMBER PLAQUE PLATTE PLACA	1	2401-IR	SCREW VIS SCHRAUBE TORNILLO	2
2401-GK	CLIP AGRAFE CLIP FIJADOR	4	2401-JA	BAR BAR STAB BARRA	1
2401-GN	GROMMET RONDELLE ISOLANTE DURCHFUEHRUNG ANILLO PROTECTOR	1	2401-JB	BAR BAR STAB BARRA	1
2401-GR	BOLT BOULON SCHRAUBE PERNO	4	2401-JC	BAR BAR STAB BARRA	1
2401-HG	TERMINAL BORNE ANSCHLUSS TERMINAL	4	2401-JD	BAR BAR STAB BARRA	1
2401-HW	BRACKET SUB-ASSY SOUS-ENS. DE SUPPORT TRAGER-TEILGRUPPE SUBCONJUNTO DE LA SOPORTE	1	2401-JE	BAR BAR STAB BARRA	1
2401-IE	SCREW VIS SCHRAUBE TORNILLO	2	2401-JF	BAR BAR STAB BARRA	1
2401-IL	SCREW VIS SCHRAUBE TORNILLO	32	2401-JG	BAR BAR STAB BARRA	1
2401-IM	SCREW VIS SCHRAUBE TORNILLO	1-20	2401-JH	BAR BAR STAB BARRA	1

2401		CONTROL PANEL TABLEAU DE COMMANDE		BEDIENTAFEL PANEL DE CONTROL	
PART NAME CODE	PART NAME	QTY	PART NAME CODE	PART NAME	QTY
2401-JK	BAR BAR STAB BARRA	1	2401-KP	BRACKET SUPPORT TRAGER SOPORTE	1
2401-JN	BRACKET SUPPORT TRAGER SOPORTE	2	2401-KU	CASE SUB-ASSY SOUS-ENS. DE CARTER GEHAUSE-TEILGRUPPE SUBCONJUNTO DE LA CAJA	1
2401-JO	SCREW VIS SCHRAUBE TORNILLO	4	2401-KY	BOLT BOULON SCHRAUBE PERNO	4
2401-JP	SCREW VIS SCHRAUBE TORNILLO	2	2401-KZ	BOLT BOULON SCHRAUBE PERNO	4
2401-JS	SCREW VIS SCHRAUBE TORNILLO	4	2401-LE	BOLT BOULON SCHRAUBE PERNO	8
2401-JX	BOLT BOULON SCHRAUBE PERNO	2	2401-LF	BOLT BOULON SCHRAUBE PERNO	10
2401-KC	SCREW VIS SCHRAUBE TORNILLO	3	2401-LN	BRACKET SUPPORT TRAGER SOPORTE	1
2401-KE	SCREW VIS SCHRAUBE TORNILLO	4	2401-LU	BRACKET SUB-ASSY SOUS-ENS. DE SUPPORT TRAGER-TEILGRUPPE SUBCONJUNTO DE LA SOPORTE	1
2401-KF	SCREW VIS SCHRAUBE TORNILLO	4	2401-LV	COVER COUVERCLE DECKEL CUBIERTA	1
2401-KH	BOLT BOULON SCHRAUBE PERNO	1	2401-LZ	RUBBER CAOUTCHOUC GUMMI GOMA	1

2401		CONTROL PANEL TABLEAU DE COMMANDE		BEDIENTAFEL PANEL DE CONTROL	
PART NAME CODE	PART NAME	QTY	PART NAME CODE	PART NAME	QTY
2401-MA	RUBBER CAOUTCHOUC GUMMI GOMA	1	2401-RE	BLOCK, SHORT BLOC FLASCHENZUG BLOQUE	2
2401-ME	RUBBER CAOUTCHOUC GUMMI GOMA	2	2401-RF	BLOCK, SHORT BLOC FLASCHENZUG BLOQUE	2
2401-ML	BRACKET SUPPORT TRAGER SOPORTE	1	2401-RG	TRANSISTOR ASSY ENS DE TRANSISTOR TRANSISTOR, VOLLST. CONJUNTO DEL TRANSISTOR	1
2401-NB	DIODE ASSY ENS. DE DIODE DIODEN, VOLLST. CONJUNTO DE DIODO	1	2401-RH	TRANSISTOR ASSY ENS DE TRANSISTOR TRANSISTOR, VOLLST. CONJUNTO DEL TRANSISTOR	6
2401-NG	SPACER ENTRETOISE DISTANZSTUCK SEPARADOR	1	2401-RI	PLATE ASSY, CAPACITOR ENS. DE PLAQUE PLATTE, VOLLST. CONJUNTO DE PLACA	1
2401-NH	SENSOR SUB-ASSY, THERMAL SOUS-ENS. DE DETECTEUR SENSOR-TEILGRUPPE SUBCONJUNTO DEL SENSOR	2	2401-RJ	MOTOR ASSY, FAN ENS. DE MOTEUR MOTOR, VOLLST. CONJUNTO DEL MOTOR	1
2401-NQ	BRACKET SUB-ASSY, CPU SOUS-ENS. DE SUPPORT TRAGER-TEILGRUPPE SUBCONJUNTO DE LA SOPORTE	1	2401-RX	CASE SUB-ASSY SOUS-ENS. DE CARTER GEHAUSE-TEILGRUPPE SUBCONJUNTO DE LA CAJA	1
2401-NR	COVER, CPU COUVERCLE DECKEL CUBIERTA	1	2401-SM	BOLT BOULON SCHRAUBE PERNO	2
2401-QB	RUBBER CAOUTCHOUC GUMMI GOMA	1	2401-TG	CONTROLLER ASSY, MAIN ENS. DE CONTROLEUR STEUERTEIL, VOLLST. CONJUNTO DEL CONTROLADOR	1
2401-RD	BLOCK, SHORT BLOC FLASCHENZUG BLOQUE	4	2401-UW	BRACKET SUB-ASSY SOUS-ENS. DE SUPPORT TRAGER-TEILGRUPPE SUBCONJUNTO DE LA SOPORTE	1

<b>2401</b>		<b>CONTROL PANEL TABLEAU DE COMMANDE</b>		<b>BEDIENTAFEL PANEL DE CONTROL</b>	
<b>PART NAME CODE</b>	<b>PART NAME</b>	<b>QTY</b>	<b>PART NAME CODE</b>	<b>PART NAME</b>	<b>QTY</b>
<b>2401-WE</b>	<b>BOLT</b> ----- BOULON SCHRAUBE PERNO	<b>2</b>			
<b>2401-WQ</b>	<b>BOLT</b> ----- BOULON SCHRAUBE PERNO	<b>2</b>			
<b>2401-XM</b>	<b>BRACKET SUB-ASSY</b> ----- SOUS-ENS. DE SUPPORT TRAGER-TEILGRUPPE SUBCONJUNTO DE LA SOPORTE	<b>1</b>			

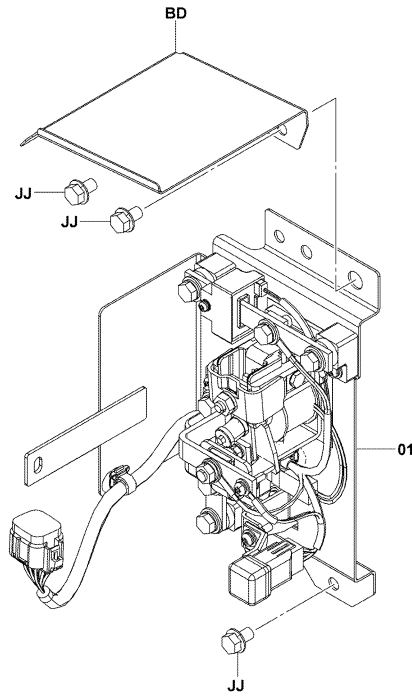
<b>2401</b>		<b>CONTROL PANEL TABLEAU DE COMMANDE</b>		<b>BEDIENTAFEL PANEL DE CONTROL</b>	
<b>PART NAME CODE</b>	<b>PART NAME</b>	<b>QTY</b>	<b>PART NAME CODE</b>	<b>PART NAME</b>	<b>QTY</b>

2402

CONTACTOR PANEL  
PANNEAU DE CONTACTEUR

SCH7 TZENTAFEL  
PANEL DEL CONTACTOR

10,13,15,18 [ASSY]



2402-126

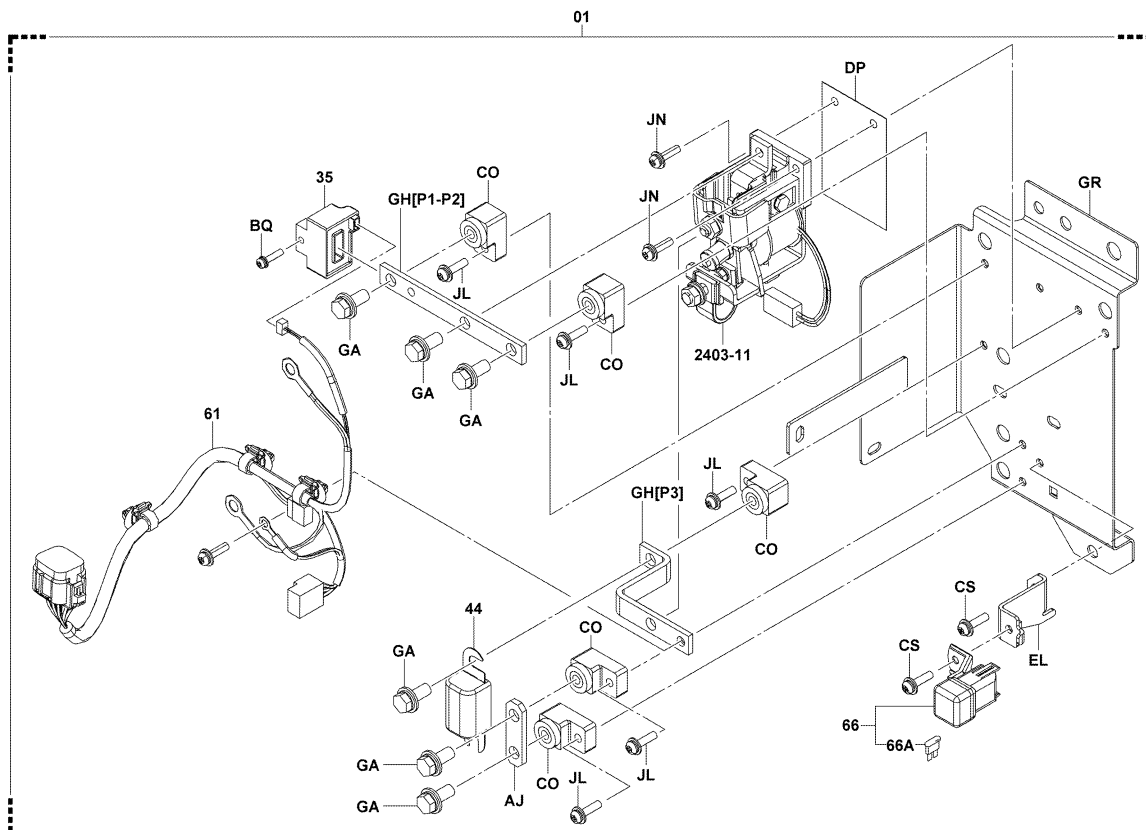
2402-126\_

2402

CONTACTOR PANEL  
PANNEAU DE CONTACTEUR

SCH7 TZENTAFEL  
PANEL DEL CONTACTOR

10,13,15,18 [INNER PARTS]



2402-125B

2402-125B



2402		CONTACTOR PANEL PANNEAU DE CONTACTEUR		SCHTZENTAFEL PANEL DEL CONTACTOR	
PART NAME CODE	PART NAME	QTY	PART NAME CODE	PART NAME	QTY
2402-01	PANEL ASSY, CONTACTOR ENS. DE PANNEAU TAFEL, VOLLST. CONJUNTO DEL PANEL	1	2402-CO	TERMINAL BORNE ANSCHLUSS TERMINAL	5
2402-35	SENSOR SUB-ASSY SOUS-ENS. DE DETECTEUR SENSOR-TEILGRUPPE SUBCONJUNTO DEL SENSOR	1	2402-CS	SCREW VIS SCHRAUBE TORNILLO	2
2402-44	FUSE FUSIBLE SICHERUNG FUSIBLE	1	2402-DP	SHEET TOLE VENTILSITZ LAMINA	1
2402-61	HARNESS SUB-ASSY SOUS-ENS. DE FAISCEAU KABELBAUM-TEILGRUPPE SUBCONJUNTO DEL RAMAL DE CABLES	2	2402-EL	BRACKET SUB-ASSY SOUS-ENS. DE SUPPORT TRAGER-TEILGRUPPE SUBCONJUNTO DE LA SOPORTE	1
2402-66	BLOCK ASSY, FUSE ENS. DE BLOC FLASCHENZUG, VOLLST. CONJUNTO DE BLOQUE	1	2402-GA	BOLT BOULON SCHRAUBE PERNO	6
2402-66A	FUSE FUSIBLE SICHERUNG FUSIBLE	2	2402-GH	BAR SUB-ASSY SOUS-ENS. DE BAR STAB-TEILGRUPPE SUBCONJUNTO DEL BARRA	1
2402-AJ	BAR BAR STAB BARRA	1	2402-GR	BASE SUB-ASSY SOUS-ENS. DE EMBASE SOCKEL-TEILGRUPPE SUBCONJUNTO DE BASE	1
2402-AZ	SCREW VIS SCHRAUBE TORNILLO	2	2402-JJ	BOLT, FLANGE BOULON SCHRAUBE PERNO	3
2402-BD	COVER, CONTACTOR COUVERCLE DECKEL CUBIERTA	1	2402-JL	SCREW, W/WASHER VIS SCHRAUBE TORNILLO	5
2402-BQ	SCREW VIS SCHRAUBE TORNILLO	1	2402-JN	SCREW, W/WASHER VIS SCHRAUBE TORNILLO	2

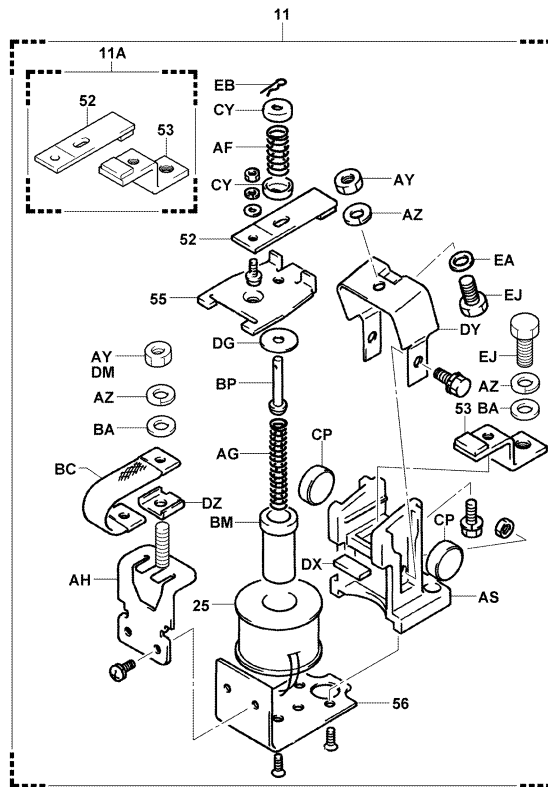
2402		CONTACTOR PANEL PANNEAU DE CONTACTEUR		SCHTZENTAFEL PANEL DEL CONTACTOR	
PART NAME CODE	PART NAME	QTY	PART NAME CODE	PART NAME	QTY

2403

CONTACTOR ASSY  
ENS. DE CONTACTEUR

SCHALTSCH7 TZ-VOLLST.  
CONJUNTO DEL CONTACTOR

[MS]



2403-089B

2403-089B

2403

CONTACTOR ASSY  
ENS. DE CONTACTEUR

SCHALTSCH7 TZ-VOLLST.  
CONJUNTO DEL CONTACTOR

PART NAME CODE	PART NAME	QTY	PART NAME CODE	PART NAME	QTY
2403-11	CONTACTOR ASSY, SHORT ENS. DE CONTACTEUR SCHALTSCHUTZ, VOLLST. CONJUNTO DE CONTACTOR	1	2403-AS	BASE EMBASE SOCKET BASE	1
2403-11A	CONTACT SET RESSORT FEDER RESORTE	1	2403-AY	NUT ECROU MUTTER TUERCA	1-2
2403-25	COIL SUB-ASSY SOUS-ENS. DE BOBINE SPULE-TEILGRUPPE SUBCONJUNTO DE BOBINA	1	2403-AZ	WASHER, SPRING RODELLE UNTERLEGSSCHEIBE ARANDELA	2-3
2403-52	CONTACT, MOVING CONTACT KONTAKT CONTACTO	1	2403-BA	WASHER, PLATE RODELLE UNTERLEGSSCHEIBE ARANDELA	1-2
2403-53	CONTACT, STATIONARY CONTACT KONTAKT CONTACTO	1	2403-BC	WIRING FAISCEWAW DE RILE VERKABELUNG CONEXIONES	1
2403-55	ARMATURE ARMATURE ANKER INDUCIDO	1	2403-BM	CORE NOYAU KERN NUCLEO	1
2403-56	FRAME CADRE RAHMEN BASTIDOR	1	2403-BP	PIN GOUILLE STIFT PASADOR	1
2403-AF	SPRING, NO.1 RESSORT FEDER RESORTE	1	2403-CP	MAGNET AIMANT MAGNET MAGNETO	2
2403-AG	SPRING, NO.2 RESSORT FEDER RESORTE	1	2403-CY	HOLDER SUPPORT DUSENSTOCR SOPORTE PORTADOR	2
2403-AH	TERMINAL BORNE ANSCHLUSS TERMINAL	1	2403-DG	SHEET TOLE VENTILSITZ LAMINA	1

<b>2403</b>		<b>CONTACTOR ASSY ENS. DE CONTACTEUR</b>		<b>SCHALTSCH7 TZ-VOLLST. CONJUNTO DEL CONTACTOR</b>	
<b>PART NAME CODE</b>	<b>PART NAME</b>	<b>QTY</b>	<b>PART NAME CODE</b>	<b>PART NAME</b>	<b>QTY</b>
<b>2403-DM</b>	<b>NUT</b> ----- ECROU MUTTER TUERCA	<b>1</b>			
<b>2403-DX</b>	<b>PACKING</b> ----- CALE DICHTUNG EMPAQUETADURA	<b>1</b>			
<b>2403-DY</b>	<b>YOKE</b> ----- ETRIER JOCH HOROQUILLA	<b>1</b>			
<b>2403-DZ</b>	<b>WASHER, LOCK</b> ----- RODELLE UNTERLEGSCHIEBE ARANDELA	<b>1</b>			
<b>2403-EA</b>	<b>SPACER</b> ----- ENTRETOISE DISTANZSTUCK SEPARADOR	<b>1</b>			
<b>2403-EB</b>	<b>PIN, SNAP</b> ----- GOUPILE STIFT PASADOR	<b>1</b>			
<b>2403-EJ</b>	<b>BOLT</b> ----- BOULON SCHRAUBE PERNO	<b>1-2</b>			

<b>2403</b>		<b>CONTACTOR ASSY ENS. DE CONTACTEUR</b>		<b>SCHALTSCH7 TZ-VOLLST. CONJUNTO DEL CONTACTOR</b>	
<b>PART NAME CODE</b>	<b>PART NAME</b>	<b>QTY</b>	<b>PART NAME CODE</b>	<b>PART NAME</b>	<b>QTY</b>

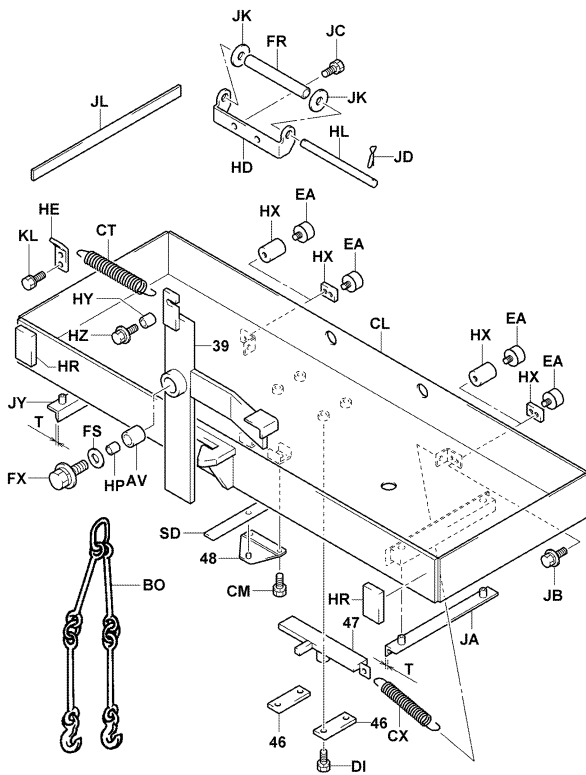
2501

BATTERY  
BATTERIE

BATTERIE  
BATERIA

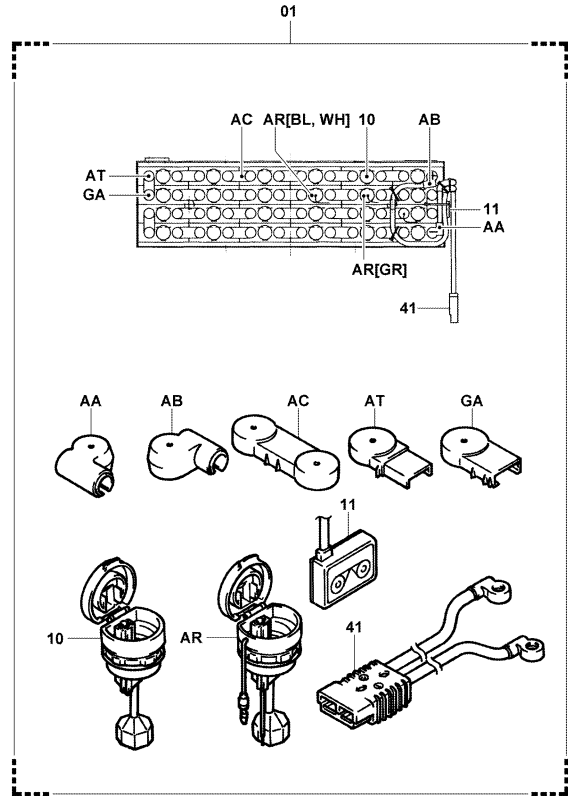
[2/2]

[SHIN-KOBE,DRY]



2501-302E

2501-302E



2501-426

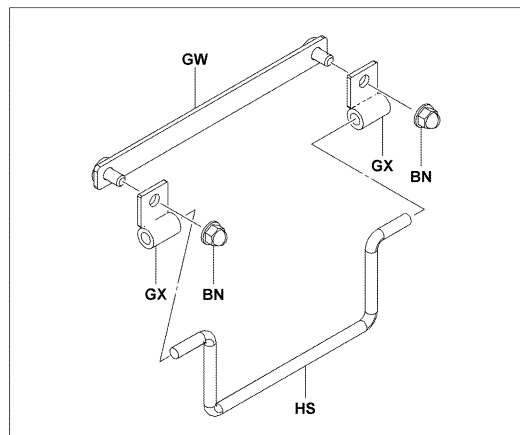
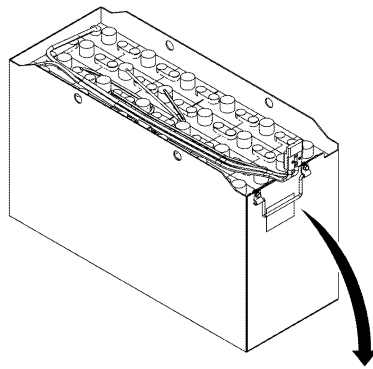
2501-426\_

2501

BATTERY  
BATTERIE

BATTERIE  
BATERIA

(BATTERY HANDLE)



2501-433

2501-433\_

2501			BATTERY BATTERIE			BATTERIE BATERIA		
PART NAME CODE	PART NAME	QTY	PART NAME CODE	PART NAME	QTY			
2501-01	BATTERY ASSY, W/CASE ENS. DE BATTERIE BATTERIE-VOLLST. CONJUNTO DE LA BATERIA	1	2501-AA	COVER, TERMINAL, LH COUVERCLE DECKEL CUBIERTA	1-6			
2501-10	PLUG ASSY, VENT ENS. D'BOUCHON STOPFEN, VOLLST. CONJUNTO DEL TAPON	22-23	2501-AB	COVER, TERMINAL, RH COUVERCLE DECKEL CUBIERTA	1-2			
2501-11	SENSOR ASSY, LEVEL ENS. DE DETECTEUR SENSOR, VOLLST. CONJUNTO DEL SENSOR	1	2501-AC	COVER, TERMINAL COUVERCLE DECKEL CUBIERTA	3-20			
2501-20	CASE SUB-ASSY, BATTERY SOUS-ENS. DE CARTER GEHAUSE-TEILGRUPPE SUBCONJUNTO DE LA CAJA	1	2501-AD	PLUG, VENT BOUCHON STOPFEN TAPON	1-2			
2501-39	LEVER SUB-ASSY, BATTERY LOCK SOUS-ENS. DE LEVIER HEBEL-TEILGRUPPE SUBCONJUNTO DE LA PALANCA	1	2501-AR	PLUG, VENT BOUCHON STOPFEN TAPON	1			
2501-41	PLUG, BATTERY BOUCHON STOPFEN TAPON	1	2501-AT	COVER, TERMINAL COUVERCLE DECKEL CUBIERTA	3-11			
2501-42	TANK ASSY, WHOSE & COCK ENS. DE RESERVOIR TANK, VOLLST. CONJUNTO DEL DEPOSITO	1	2501-AV	BUSHING BAGUE BUCHSE BUJE	1			
2501-46	PLATE PLAQUE PLATTE PLACA	2	2501-AZ	BUSHING BAGUE BUCHSE BUJE	1			
2501-47	BAR SUB-ASSY, BATTERY SOUS-ENS. DE BAR STAB-TEILGRUPPE SUBCONJUNTO DEL BARRA	1	2501-BJ	METER ASSY, HYDRO SAILING ENS. DE COMPTEUR INSTRUMENTEN, VOLLST. CONJUNTO DEL MEDIDOR	1			
2501-48	HOLDER SUB-ASSY, LINK SOUS-ENS. DE SUPPORT DUSENSTOCR-TEILGRUPPE SUBCONJUNTO DE PORTABOQUILLAS	1	2501-BN	NUT ECROU MUTTER TUERCA	2-6			

2501			BATTERY BATTERIE			BATTERIE BATERIA		
PART NAME CODE	PART NAME	QTY	PART NAME CODE	PART NAME	QTY			
2501-BO	HANGER BRIDE DE SUPPORT AUFHANGUNG COLGADOR	2	2501-FP	PIPE TUYAU ROHR TUBO	1-2			
2501-CL	TRAY SUB-ASSY, BATTERY SOUS-ENS. DE SUPPORT TROG-TEILGRUPPE SUBCONJUNTO DE LA BANDEJA	1	2501-FR	PIPE, GUIDE TUYAU ROHR TUBO	1			
2501-CM	BOLT BOULON SCHRAUBE PERNO	2	2501-FS	WASHER, PLATE RODELLE UNTERLEGSSCHEIBE ARANDELA	1			
2501-CT	SPRING RESSORT FEDER RESORTE	1	2501-FX	BOLT BOULON SCHRAUBE PERNO	1			
2501-CX	SPRING RESSORT FEDER RESORTE	1	2501-GA	COVER, TERMINAL COUVERCLE DECKEL CUBIERTA	1-3			
2501-DG	CONNECTOR CONNECTEUR STECKVERBINDER CONECTOR	3	2501-GI	PLUG BOUCHON STOPFEN TAPON	1-2			
2501-DI	BOLT BOULON SCHRAUBE PERNO	4	2501-GJ	VENT ASSY, PLUG ENS. DE EVENT ENTLUFTUNG, VOLLST. REJILLA DE VENTILACION	1			
2501-DN	PLUG BOUCHON STOPFEN TAPON	1	2501-GM	PLUG BOUCHON STOPFEN TAPON	1			
2501-EA	CUSHION COUSSIN POLSTER ALMOHADILLA	2	2501-GN	VENT ASSY, PLUG ENS. DE EVENT ENTLUFTUNG, VOLLST. REJILLA DE VENTILACION	1			
2501-FK	PIPE TUYAU ROHR TUBO	2	2501-GW	BRACKET SUB-ASSY SOUS-ENS. DE SUPPORT TRAGER-TEILGRUPPE SUBCONJUNTO DE LA SOPORTE	1-2			

2501			BATTERY BATTERIE			BATTERIE BATERIA		
PART NAME CODE	PART NAME	QTY	PART NAME CODE	PART NAME	QTY			
2501-GX	BRACKET SUB-ASSY SOUS-ENS. DE SUPPORT TRAGER-TEILGRUPPE SUBCONJUNTO DE LA SOPORTE	2-4	2501-JA	RAIL RAIL SCHIENE RIEL	99			
2501-HD	GUIDE, HOSE GUIDE FUHRUNG GUIA	1	2501-JB	BOLT BOULON SCHRAUBE PERNO	2			
2501-HE	PLATE PLAQUE PLATTE PLACA	1	2501-JC	BOLT BOULON SCHRAUBE PERNO	2			
2501-HL	SHAFT SUB-ASSY SOUS-ENS. D'ARBRE WELLEN-TEILGRUPPE SUBCONJUNTO DEL EJE	1	2501-JD	CLIP AGRAFE CLIP FIJADOR	2			
2501-HP	COLLAR COLLIER BUCHSE COLLAR	1	2501-JE	GUIDE SUB-ASSY SOUS-ENS. DE GUIDE FUHRUNGS-TEILGRUPPE SUBCONJUNTO DE GUIA	1			
2501-HR	SPONGE EPONGE SCHWAMM ESPONJA	2	2501-JF	COLLAR COLLIER BUCHSE COLLAR	1			
2501-HS	BAR BAR STAB BARRA	1-2	2501-JG	GUIDE SUB-ASSY SOUS-ENS. DE GUIDE FUHRUNGS-TEILGRUPPE SUBCONJUNTO DE GUIA	1			
2501-HX	SPACER ENTRETOISE DISTANZSTUCK SEPARADOR	2	2501-JH	BOLT BOULON SCHRAUBE PERNO	1			
2501-HY	COLLAR COLLIER BUCHSE COLLAR	1	2501-JK	PLATE PLAQUE PLATTE PLACA	2			
2501-HZ	BOLT BOULON SCHRAUBE PERNO	1	2501-JL	SHEET TOLE VENTILSITZ LAMINA	1-2			

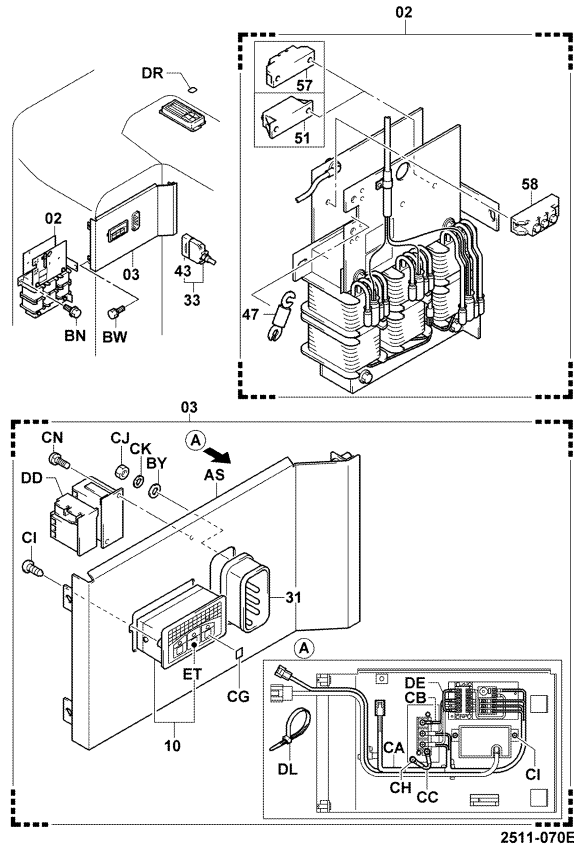
2501			BATTERY BATTERIE			BATTERIE BATERIA		
PART NAME CODE	PART NAME	QTY	PART NAME CODE	PART NAME	QTY			
2501-JR	BUSHING BAGUE BUCHSE BUJE	1						
2501-JY	RAIL RAIL SCHIENE RIEL	99						
2501-KL	BOLT BOULON SCHRAUBE PERNO	2						
2501-LA	CONNECTOR CONNECTEUR STECKVERBINDER CONECTOR	20						
2501-SD	PLATE PLAQUE PLATTE PLACA	1						

2511

BATTERY MOUNT CHARGER  
CHARGEUR DE BATTERIE MONTE

BATTERIELADEGERÄT, EINGEBAUT  
CARGADOR DE BATERIAS MONTADO

20,25,30,S20,S25 (ON-TRUCK 200V-3)



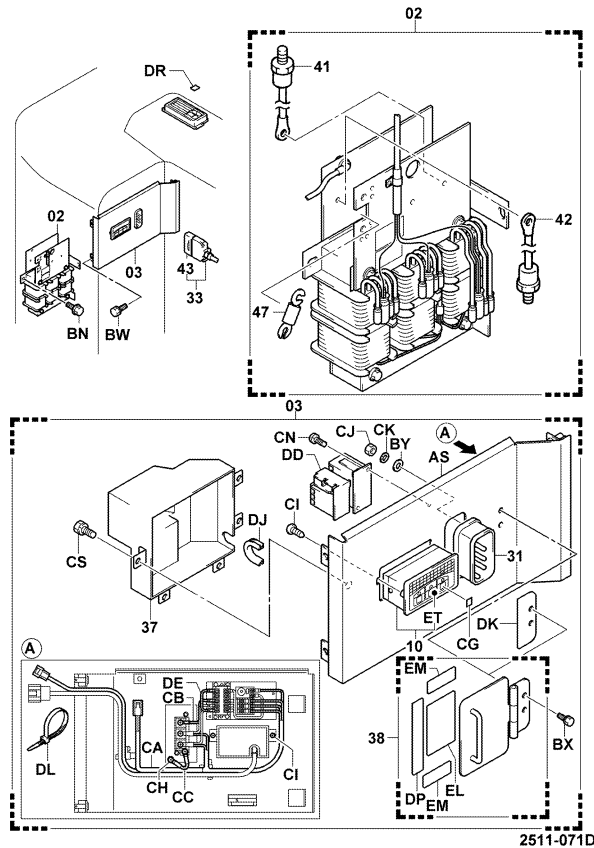
2511-070E

2511

BATTERY MOUNT CHARGER  
CHARGEUR DE BATTERIE MONTE

BATTERIELADEGERÄT, EINGEBAUT  
CARGADOR DE BATERIAS MONTADO

20,25,30,S20,S25 (ON-TRUCK 200V-3..45SD)



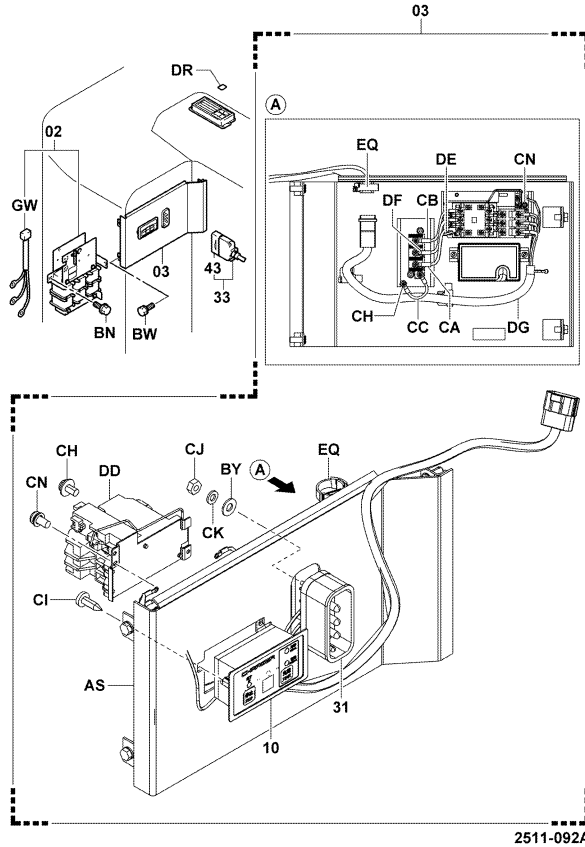
2511-071D

2511

BATTERY MOUNT CHARGER  
CHARGEUR DE BATTERIE MONTE

BATTERIELADEGERÄT, EINGEBAUT  
CARGADOR DE BATERIAS MONTADO

10,13,15,18



2511-092A

2511

BATTERY MOUNT CHARGER  
CHARGEUR DE BATTERIE MONTE

BATTERIELADEGERÄT, EINGEBAUT  
CARGADOR DE BATERIAS MONTADO

PART NAME CODE	PART NAME	QTY	PART NAME CODE	PART NAME	QTY
2511-02	TRANSFORMER ASSY ENS. DE TRANSFORMATEUR TRANSFORMATOR, VOLLST. CONJUNTO DEL TRANSFORMADOR	1	2511-51	ELEMENT, SILICON ELEMENT ELEMENT ELEMENTO	1
2511-03	PANEL ASSY, CHARGER ENS. DE PANNEAU TAFEL, VOLLST. CONJUNTO DEL PANEL	1	2511-57	ELEMENT, SILICON ELEMENT ELEMENT ELEMENTO	1
2511-10	TIMER ASSY ENS. DE MINUTERIE SCHALTUHR, VOLLST. CONJUNTO DEL DISTRIBUIDOR	1	2511-58	ELEMENT, SILICON ELEMENT ELEMENT ELEMENTO	1
2511-31	PLUG SUB-ASSY SOUS-ENS. D'BOUCHON STOPFEN-TEILGRUPPE SUBCONJUNTO DEL TAPON	1	2511-AS	PANEL SUB-ASSY, CHARGER SOUS-ENS. DE PANNEAU TAFEL-TEILGRUPPE SUBCONJUNTO DEL PANEL	1
2511-33	CABLE SUB-ASSY, CHARGER SOUS-ENS. DE CABLE SEILZUG-TEILGRUPPE SUBCONJUNTO DE CABLE	1	2511-BN	BOLT BOULON SCHRAUBE PERNO	2
2511-38	COVER SUB-ASSY SOUS-ENS. DE COUVERCLE DECKEL-TEILGRUPPE SUBCONJUNTO DE CUBIERTA	1	2511-BW	BOLT BOULON SCHRAUBE PERNO	2
2511-41	ELEMENT, SILICON, FORWARD ELEMENT ELEMENT ELEMENTO	3	2511-BX	BOLT BOULON SCHRAUBE PERNO	2
2511-42	ELEMENT, SILICON, REVERSE ELEMENT ELEMENT ELEMENTO	3	2511-BY	WASHER, PLATE RODELLE UNTERLEGSCHIEBE ARANDELA	2
2511-43	CONSENT, CABLE PRISE STECKVERBINDER CONECTOR DE CABLES	1	2511-CA	WIRING, NO.1 FAISCEWAU DE RILE VERKABELUNG CONEXIONES	1
2511-47	FUSE FUSIBLE SICHERUNG FUSIBLE	1	2511-CB	WIRING, NO.2 FAISCEWAU DE RILE VERKABELUNG CONEXIONES	1



2511		BATTERY MOUNT CHARGER CHARGEUR DE BATTERIE MONTE		BATTERIELADEGERÄT, EINGEBAUT CARGADOR DE BATERIAS MONTADO	
PART NAME CODE	PART NAME	QTY	PART NAME CODE	PART NAME	QTY
2511-CC	WIRING, NO.3 FAISCEWAU DE RILE VERKABELUNG CONEXIONES	1	2511-DF	HARNESS FAISCEAU KABELBAUM RAMAL DE CABLES	1
2511-CG	SHEET TOLE VENTILSITZ LAMINA	1	2511-DG	HARNESS FAISCEAU KABELBAUM RAMAL DE CABLES	1
2511-CH	SCREW VIS SCHRAUBE TORNILLO	5	2511-DJ	GROMMET RONDELLE ISOLANTE DURCHFÜHRUNG ANILLO PROTECTOR	1
2511-CI	SCREW VIS SCHRAUBE TORNILLO	2	2511-DK	SHIM CALE AUSGLEICHSCHIEBE CALCE	99
2511-CJ	NUT ECROU MUTTER TUERCA	2	2511-DL	BAND BANDE BAND BANDA	1-2
2511-CK	WASHER, SPRING RODELLE UNTERLEGSCHIEBE ARANDELA	2	2511-DR	SHEET, SWITCH TOLE VENTILSITZ LAMINA	1
2511-CN	SCREW VIS SCHRAUBE TORNILLO	2	2511-EL	SPONGE EPONGE SCHWAMM ESPONJA	1
2511-CS	BOLT BOULON SCHRAUBE PERNO	5	2511-EQ	CLAMP PINSE KLEMME ABRAZADERA	1
2511-DD	MAGNET, SWITCH AIMANT MAGNET MAGNETO	1	2511-ET	SHEET, SWITCH TOLE VENTILSITZ LAMINA	1
2511-DE	HARNESS FAISCEAU KABELBAUM RAMAL DE CABLES	1	2511-GW	HARNESS, INPUT KABELBAUM KABELBAUM RAMAL DE CABLES	1

2511		BATTERY MOUNT CHARGER CHARGEUR DE BATTERIE MONTE		BATTERIELADEGERÄT, EINGEBAUT CARGADOR DE BATERIAS MONTADO	
PART NAME CODE	PART NAME	QTY	PART NAME CODE	PART NAME	QTY

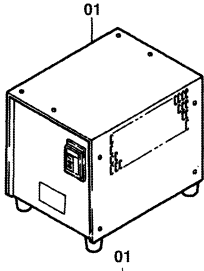
2512

BATTERY SEPARATE CHARGER  
CHARGEUR DE BATTERIE SEPRE

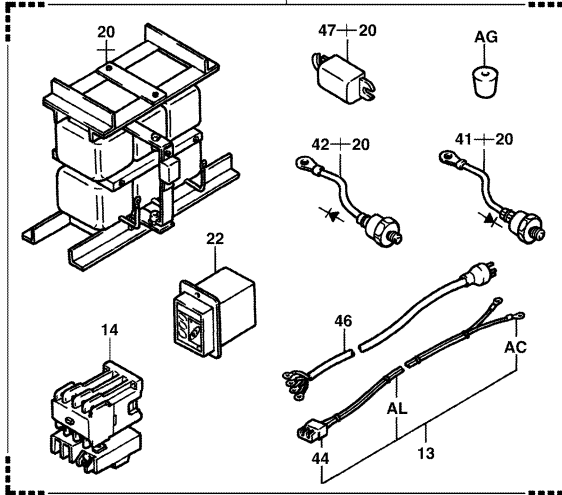
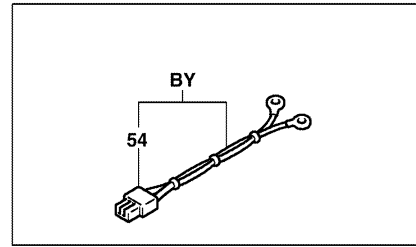
BATTERIELADERGER T, SEPARAT  
CARGADOR DE BATERIAS SEPARADO

(OFF-TRUCK200V-3, OFF-TRUCK 400V) [G.S]

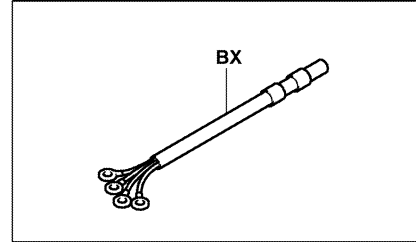
(CORD ADAPTOR, POWER CORD OFF, BATTERY CORD)



[BATTERY CORD]



(POWER CORD OFF)



2512-127A

2512-127A

2512-130

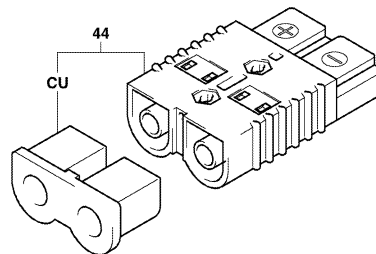
2512-130\_

2512

BATTERY SEPARATE CHARGER  
CHARGEUR DE BATTERIE SEPRE

BATTERIELADERGER T, SEPARAT  
CARGADOR DE BATERIAS SEPARADO

(OFF-TRUCK200V-3, OFF-TRUCK 400V) [G.S, 2/2]



2512-133

2512-133\_

2512			BATTERY SEPARATE CHARGER CHARGEUR DE BATTERIE SEPRE			BATTERIELADERGERİ T, SEPARAT CARGADOR DE BATERIAS SEPARADO		
PART NAME CODE	PART NAME	QTY	PART NAME CODE	PART NAME	QTY			
2512-01	CHARGER ASSY, BATTERY SEPARATE ENS. DE CHARGEUR BATTERIELADER, VOLLST. CONJUNTO DEL CARGADOR	1	2512-54	PLUG BOUCHON STOPFEN TAPON	1			
2512-13	CABLE ASSY, CHARGER, DC ENS. DE CABLE SEILZUG, VOLLST. CONJUNTO DE CABLE	1	2512-AC	TERMINAL BORNE ANSCHLUSS TERMINAL	2			
2512-14	SWITCH ASSY, MAGNET ENS. DE INTERRUPTEUR SCHALTER, VOLLST. CONJUNTO DEL INTERRUPUPTOR	1	2512-AG	RUBBER CAOUTCHOUC GUMMI GOMA	2-4			
2512-20	TRANSFORMER SUB-ASSY SOUS-ENS. DE TRANSFORMATEUR TRANSFORMATOR-TEILGRUPPE SUBCONJUNTO DEL TRANSFORMADOR	1	2512-AL	CABLE CABLE SEILZUG CABLE	2			
2512-22	TIMER ASSY ENS. DE MINUTERIE SCHALTUHR, VOLLST. CONJUNTO DEL DISTRIBUIDOR	1	2512-BX	CORD SUB-ASSY, AC SOUS-ENS. DE CORDE ZUNKABEL-TEILGRUPPE SUBCONJUNTO DE CABLES	1			
2512-41	ELEMENT, SILICON, FORWARD ELEMENT ELEMENT ELEMENTO	3	2512-BY	CORD SUB-ASSY, DC SOUS-ENS. DE CORDE ZUNKABEL-TEILGRUPPE SUBCONJUNTO DE CABLES	1			
2512-42	ELEMENT, SILICON, REVERSE ELEMENT ELEMENT ELEMENTO	3	2512-CU	BUSHING BAGUE BUCHSE BUJE	1			
2512-44	PLUG BOUCHON STOPFEN TAPON	1						
2512-46	CABLE, AC CABLE SEILZUG CABLE	1						
2512-47	FUSE FUSIBLE SICHERUNG FUSIBLE	1						

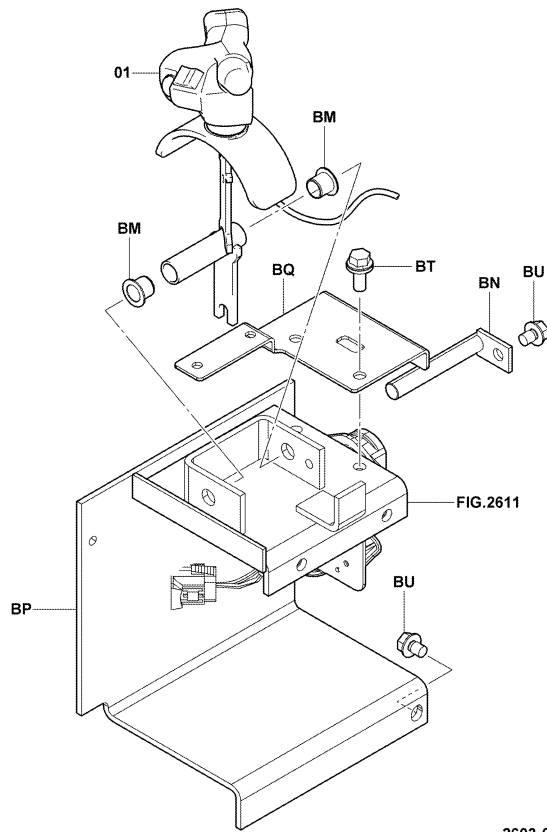
2512			BATTERY SEPARATE CHARGER CHARGEUR DE BATTERIE SEPRE			BATTERIELADERGERİ T, SEPARAT CARGADOR DE BATERIAS SEPARADO		
PART NAME CODE	PART NAME	QTY	PART NAME CODE	PART NAME	QTY			

2603

MULTI LEVER  
LEVIER MULTIFONCTIONS

MULTIFUNKTIONSHABEL  
PALANCA MULTIFUNCIONAL

(MULTI LEVER) [1/2]



2603-003

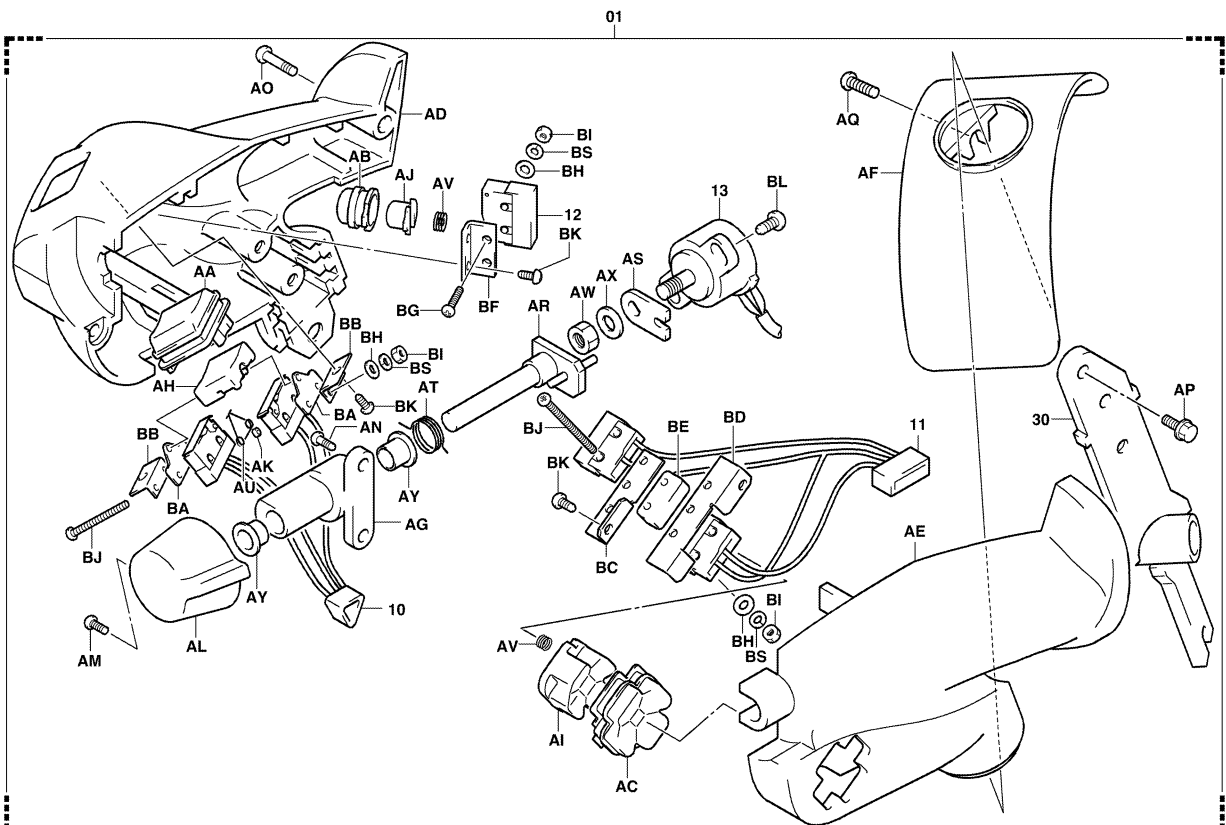
2603-003\_

2603

MULTI LEVER  
LEVIER MULTIFONCTIONS

MULTIFUNKTIONSHABEL  
PALANCA MULTIFUNCIONAL

(MULTI LEVER) [2/2]



2603-002B

2603-002B

2603			MULTI LEVER LEVIER MULTIFONCTIONS			MULTIFUNKTIONSHEBEL PALANCA MULTIFUNCIONAL		
PART NAME CODE	PART NAME	QTY	PART NAME CODE	PART NAME	QTY			
2603-01	LEVER ASSY, MULTI ENS. DE LEVIER HEBEL, VOLLST. CONJUNTO DE PALANCA	1	2603-AE	COVER COUVERCLE DECKEL CUBIERTA	1			
2603-10	SWITCH ASSY, REACH ENS. DE INTERRUPTEUR SCHALTER, VOLLST. CONJUNTO DEL INTERRUPUTOR	1	2603-AF	BOOT COFFRE MANSCHETTE FORRO	1			
2603-11	SWITCH ASSY, TILT ENS. DE INTERRUPTEUR SCHALTER, VOLLST. CONJUNTO DEL INTERRUPUTOR	1	2603-AG	GUIDE GUIDE FUHRUNG GUIA	1			
2603-12	SWITCH ASSY, HORN ENS. DE INTERRUPTEUR SCHALTER, VOLLST. CONJUNTO DEL INTERRUPUTOR	1	2603-AH	BUTTON BOUTON DRUCKTASTER BOTON	1			
2603-13	SENSOR ASSY, ROTARY POSITION ENS. DE DETECTEUR SENSOR, VOLLST. CONJUNTO DEL SENSOR	1	2603-AI	BUTTON BOUTON DRUCKTASTER BOTON	1			
2603-30	LEVER SUB-ASSY, MULTI SOUS-ENS. DE LEVIER HEBEL-TEILGRUPPE SUBCONJUNTO DE LA PALANCA	1	2603-AJ	BUTTON BOUTON DRUCKTASTER BOTON	1			
2603-AA	BOOT, REACH SWITCH COFFRE MANSCHETTE FORRO	1	2603-AK	COLLAR COLLIER BUCHSE COLLAR	2			
2603-AB	BOOT, HORN SWITCH COFFRE MANSCHETTE FORRO	1	2603-AL	LEVER LEVIER HEBEL PALANCA	1			
2603-AC	BOOT, TILT SWITCH COFFRE MANSCHETTE FORRO	1	2603-AM	SCREW VIS SCHRAUBE TORNILLO	1			
2603-AD	COVER COUVERCLE DECKEL CUBIERTA	1	2603-AN	SCREW VIS SCHRAUBE TORNILLO	2			

2603			MULTI LEVER LEVIER MULTIFONCTIONS			MULTIFUNKTIONSHEBEL PALANCA MULTIFUNCIONAL		
PART NAME CODE	PART NAME	QTY	PART NAME CODE	PART NAME	QTY			
2603-AO	SCREW VIS SCHRAUBE TORNILLO	2	2603-AY	BUSHING BAGUE BUCHSE BUJE	2			
2603-AP	SCREW VIS SCHRAUBE TORNILLO	2	2603-BA	BRACKET SUPPORT TRAGER SOPORTE	2			
2603-AQ	SCREW VIS SCHRAUBE TORNILLO	1	2603-BB	BRACKET SUPPORT TRAGER SOPORTE	2			
2603-AR	SHAFT SUB-ASSY SOUS-ENS. D'ARBRE WELLEN-TEILGRUPPE SUBCONJUNTO DEL EJE	1	2603-BC	BRACKET SUPPORT TRAGER SOPORTE	1			
2603-AS	LEVER LEVIER HEBEL PALANCA	1	2603-BD	BRACKET SUPPORT TRAGER SOPORTE	1			
2603-AT	SPRING RESSORT FEDER RESORTE	1	2603-BE	COLLAR COLLIER BUCHSE COLLAR	1			
2603-AU	SPRING RESSORT FEDER RESORTE	1	2603-BF	BRACKET SUPPORT TRAGER SOPORTE	1			
2603-AV	SPRING RESSORT FEDER RESORTE	5	2603-BG	SCREW VIS SCHRAUBE TORNILLO	2			
2603-AW	NUT ECROU MUTTER TUERCA	1	2603-BH	WASHER, PLATE RODELLE UNTERLEGSCHIEBE ARANDELA	6			
2603-AX	WASHER, SPRING RODELLE UNTERLEGSCHIEBE ARANDELA	1	2603-BI	NUT ECROU MUTTER TUERCA	6			

2603		MULTI LEVER LEVIER MULTIFONCTIONS		MULTIFUNKTIONSHABEL PALANCA MULTIFUNCIONAL	
PART NAME CODE	PART NAME	QTY	PART NAME CODE	PART NAME	QTY
2603-BJ	SCREW ----- VIS SCHRAUBE TORNILLO	4	2603-BU	BOLT ----- BOULON SCHRAUBE PERNO	2
2603-BK	SCREW ----- VIS SCHRAUBE TORNILLO	6			
2603-BL	SCREW ----- VIS SCHRAUBE TORNILLO	2			
2603-BM	BUSHING ----- BAGUE BUCHSE BUJE	2			
2603-BN	PIN ----- GOUPILLE STIFT PASADOR	1			
2603-BP	BRACKET SUB-ASSY ----- SOUS-ENS. DE SUPPORT TRAGER-TEILGRUPPE SUBCONJUNTO DE LA SOPORTE	1			
2603-BQ	CLAMP ----- PINSE KLEMME ABRAZADERA	1			
2603-BR	CLAMP ----- PINSE KLEMME ABRAZADERA	3			
2603-BS	WASHER, SPRING ----- RODELLE UNTERLEGSCHIEBE ARANDELA	6			
2603-BT	BOLT ----- BOULON SCHRAUBE PERNO	2			

2603		MULTI LEVER LEVIER MULTIFONCTIONS		MULTIFUNKTIONSHABEL PALANCA MULTIFUNCIONAL	
PART NAME CODE	PART NAME	QTY	PART NAME CODE	PART NAME	QTY

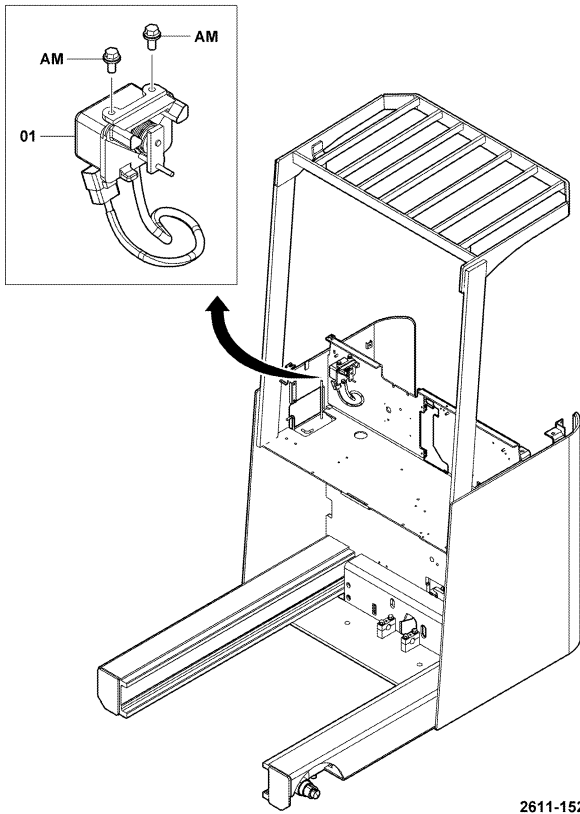
2611

ACCELERATOR  
ACCELERATEUR

FAHRPEDAL  
ACELERADOR

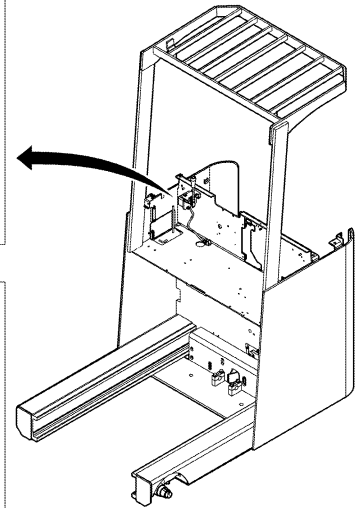
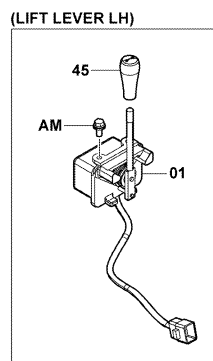
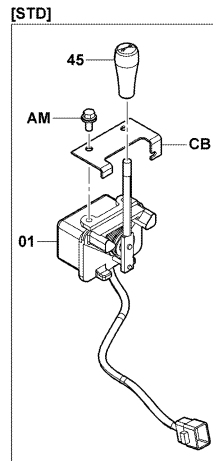
15,18 (MULTI LEVER) [ASSY & MOUNT]

[ASSY & MOUNT]



2611-152

2611-152\_



2611-148

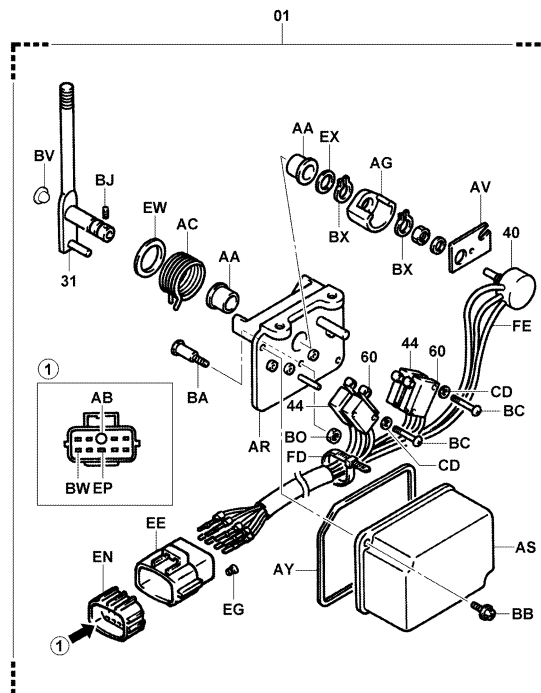
2611-148\_

2611

ACCELERATOR  
ACCELERATEUR

FAHRPEDAL  
ACELERADOR

[ACCELERATOR INNER PARTS]



2611-149

2611-149\_

2611		ACCELERATOR ACCELERATEUR	FAHRPEDAL ACELERADOR		
PART NAME CODE	PART NAME	QTY	PART NAME CODE	PART NAME	QTY
2611-01	ACCELERATOR ASSY ENS. D'ACCELERATEUR FAHRPEDAL-VOLLST. CONJUNTO DEL ACELERADOR	1	2611-AR	SUPPORT SUPPORT STUTZE SOPORTE	1
2611-31	LEVER SUB-ASSY SOUS-ENS. DE LEVIER HEBEL-TEILGRUPPE SUBCONJUNTO DE LA PALANCA	1	2611-AS	COVER COUVERCLE DECKEL CUBIERTA	1
2611-40	VARI-OHM VARI-OHM VARI-OHM VARIOMETRO	1	2611-AV	STOPPER BUTEE ANSCHLAG TOPE	1
2611-44	SWITCH, MICRO INTERRUPTEUR SCHALTER INTERRUPTOR	2	2611-AY	PACKING CALE DICHTUNG EMPAQUETADURA	1
2611-45	KNOB BOULE KNOPF MANDO	1	2611-BA	PIN GOUILLE STIFT PASADOR	1
2611-60	SWITCH, MICRO INTERRUPTEUR SCHALTER INTERRUPTOR	2	2611-BB	SCREW VIS SCHRAUBE TORNILLO	2
2611-AA	BUSHING BAGUE BUCHSE BUJE	2	2611-BC	SCREW VIS SCHRAUBE TORNILLO	4
2611-AC	SPRING, ACCELERATOR RESSORT FEDER RESORTE	1	2611-BJ	SCREW VIS SCHRAUBE TORNILLO	2
2611-AG	CAM CAME NOCKEN LEVA	1	2611-BO	NUT ECROU MUTTER TUERCA	1
2611-AM	BOLT BOULON SCHRAUBE PERNO	2	2611-BV	PLUG BOUCHON STOPFEN TAPON	1

2611		ACCELERATOR ACCELERATEUR	FAHRPEDAL ACELERADOR		
PART NAME CODE	PART NAME	QTY	PART NAME CODE	PART NAME	QTY
2611-BW	TAB ATTACHE LAPPEN LENGUETA	8	2611-FE	HARNES FAISCEAU KABELBAUM RAMAL DE CABLES	1
2611-BX	RING, SNAP ANNEAU RING ANILLO	2			
2611-CB	PLATE PLAQUE PLATTE PLACA	1			
2611-CD	PLATE PLAQUE PLATTE PLACA	4			
2611-EE	CONNECTOR CONNECTEUR STECKVERBINDER CONECTOR	1			
2611-EN	CONNECTOR CONNECTEUR STECKVERBINDER CONECTOR	1			
2611-EP	TAB ATTACHE LAPPEN LENGUETA	1			
2611-EW	WASHER RODELLE UNTERLEGSCHIEBE ARANDELA	1			
2611-EX	WASHER RODELLE UNTERLEGSCHIEBE ARANDELA	1			
2611-FD	BAND BANDE BAND BANDA	1			

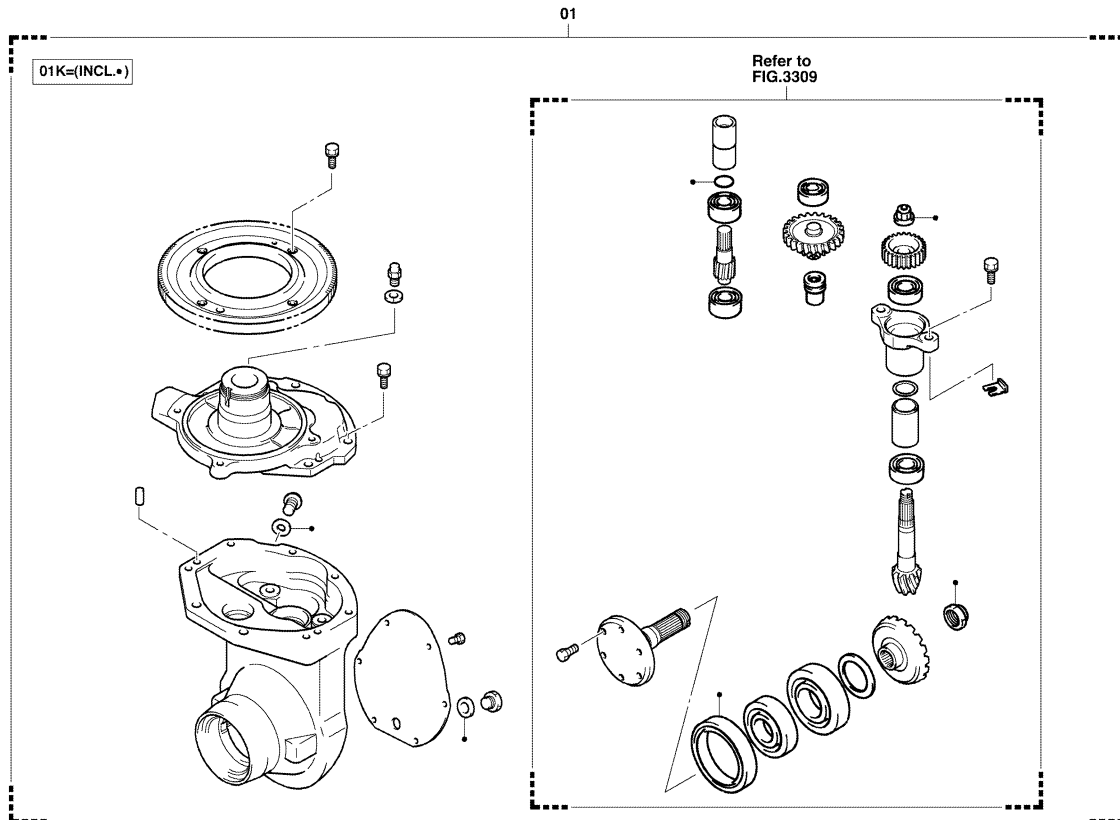


3308

DRIVE UNIT CASE & COVER  
COUVERCLE & CARTER D'UNITE D'ENTRAINEMENT

ANTRIEBSEINHEIT, GEHÄUSE & DECKEL  
CAJA Y CUBIERTA DE UNIDAD MOTRIZ

[1/2]

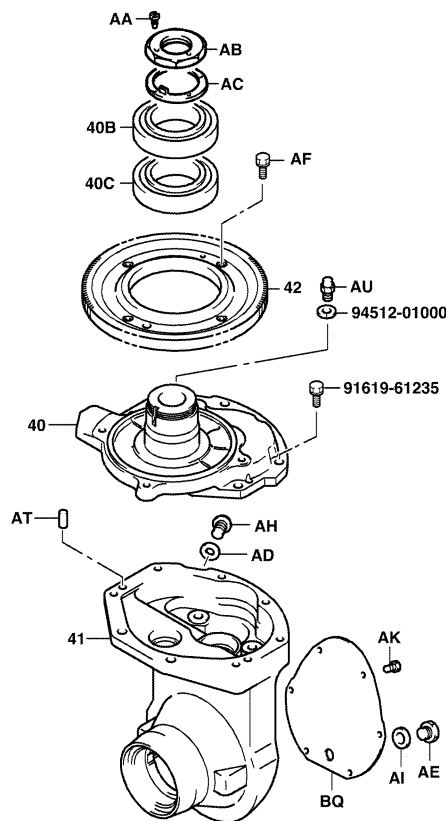


3308

DRIVE UNIT CASE & COVER  
COUVERCLE & CARTER D'UNITE D'ENTRAINEMENT

ANTRIEBSEINHEIT, GEHÄUSE & DECKEL  
CAJA Y CUBIERTA DE UNIDAD MOTRIZ

[2/2]



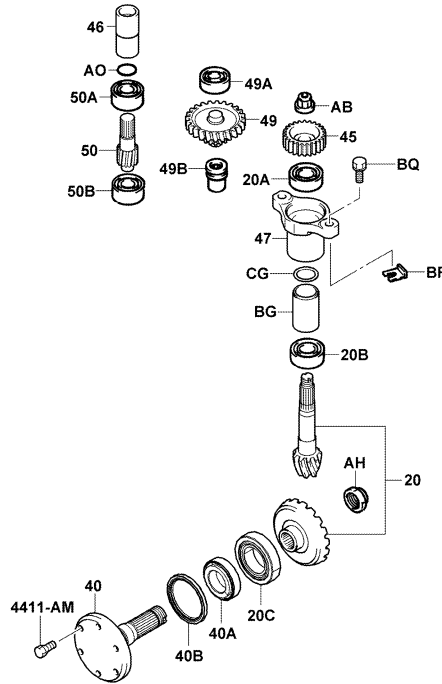
3308		DRIVE UNIT CASE & COVER COUVERCLE & CARTER D'UNITE D'ENTRAINEMENT		ANTRIEBSEINHEIT, GEH- USE & DECKEL CAJA Y CUBIERTA DE UNIDAD MOTRIZ	
PART NAME CODE	PART NAME	QTY	PART NAME CODE	PART NAME	QTY
3308-01	DRIVE UNIT ASSY ENS. D'UNITE D'ENTRAINEMENT ANTRIEBSEIHEIT, VOLLST. CONJUNTO DE LA UNIDAD MOTRIZ	1	3308-AD	GASKET JOINT DICHTUNG EMPAQUETADURA	1
3308-01K	UNIT O/H KIT, DRIVE JEU O/H DE UNITE EINHEIT-UBERHOLSATZ JUEGO O/H DE UNIDAD	1	3308-AE	PLUG BOUCHON STOPFEN TAPON	1
3308-40	COVER, GEAR CASE UPPER COUVERCLE DECKEL CUBIERTA	1	3308-AF	BOLT BOULON SCHRAUBE PERNO	4
3308-40B	BEARING, NO.1, CASE COVER ROULEMENT LAGER COJINETE	1	3308-AH	PLUG BOUCHON STOPFEN TAPON	1
3308-40C	BEARING, NO.2, CASE COVER ROULEMENT LAGER COJINETE	1	3308-AI	GASKET JOINT DICHTUNG EMPAQUETADURA	1
3308-41	CASE, GEAR CARTER GEHAUSE CAJA	1	3308-AK	BOLT BOULON SCHRAUBE PERNO	6
3308-42	GEAR, DRIVE UNIT PIGNON ZAHNRAD ENGRANAJE	1	3308-AT	PIN, STRAIGHT GOUVILLE STIFT PASADOR	2
3308-AA	SCREW, BEARING LOCK NUT VIS SCHRAUBE TORNILLO	1	3308-AU	PLUG, BREATHER BOUCHON STOPFEN TAPON	1
3308-AB	NUT, REAR AXLE BEARING LOCK ECROU MUTTER TUERCA	1	3308-BQ	COVER COUVERCLE DECKEL CUBIERTA	1
3308-AC	PLATE, LOCK NUT PLAQUE PLATTE PLACA	1			

3308		DRIVE UNIT CASE & COVER COUVERCLE & CARTER D'UNITE D'ENTRAINEMENT		ANTRIEBSEINHEIT, GEH- USE & DECKEL CAJA Y CUBIERTA DE UNIDAD MOTRIZ	
PART NAME CODE	PART NAME	QTY	PART NAME CODE	PART NAME	QTY

**3309**

**DRIVE UNIT GEAR**  
**ENGRENAGE D'UNITE D'ENTRAINEMENT**

**ANTRIEBSEINHEIT, GETRIEBE**  
**ENGRANAJE DE UNIDAD MOTRIZ**



3309-023

3309-023\_

**3309**

**DRIVE UNIT GEAR**  
**ENGRENAGE D'UNITE D'ENTRAINEMENT**

**ANTRIEBSEINHEIT, GETRIEBE**  
**ENGRANAJE DE UNIDAD MOTRIZ**

PART NAME CODE	PART NAME	QTY	PART NAME CODE	PART NAME	QTY
3309-20	GEAR SET, SPIRAL BEVEL JEU D'ENGRENAGE ZAHNRADSATZ JUEGO DE ENGRANAJES	1	3309-49	GEAR, COUNTER PIGNON ZAHNRAD ENGRANAJE	1
3309-20A	BEARING, NO.1, PINION GEAR ROULEMENT LAGER COJINETE	1	3309-49A	BEARING, NO.1, COUNTER GEAR ROULEMENT LAGER COJINETE	1
3309-20B	BEARING, NO.2, PINION GEAR ROULEMENT LAGER COJINETE	1	3309-49B	BEARING, NO.2, COUNTER GEAR ROULEMENT LAGER COJINETE	1
3309-20C	BEARING, SPIRAL BEVEL GEAR ROULEMENT LAGER COJINETE	1	3309-50	GEAR, DRIVE PIGNON ZAHNRAD ENGRANAJE	1
3309-40	SHAFT, DRIVE WHEEL ARBRE WELLE EJE	1	3309-50A	BEARING, NO.1, DRIVE GEAR ROULEMENT LAGER COJINETE	1
3309-40A	BEARING, DRIVE WHEEL SHAFT ROULEMENT LAGER COJINETE	1	3309-50B	BEARING, NO.2, DRIVE GEAR ROULEMENT LAGER COJINETE	1
3309-40B	SEAL, OIL (FOR DRIVE WHEEL SHAFT) JOINT ABDICHTUNG SELLO	1	3309-AB	NUT, LOCK ECROU MUTTER TUERCA	1
3309-45	GEAR, DRIVEN PIGNON ZAHNRAD ENGRANAJE	1	3309-AH	NUT, LOCK ECROU MUTTER TUERCA	1
3309-46	COUPLING ACCOULEMENT KUPPLUNG ACOPLAMIENTO	1	3309-AO	RING, O ANNEAU RING ANILLO	1
3309-47	RETAINER, BEARING ARRETOIR SEEGERING RETENEDOR	1	3309-BF	SHIM CALE AUSGLEICHSCHEIBE CALCE	99

<b>3309</b>		<b>DRIVE UNIT GEAR ENGRENAGE D'UNITE D'ENTRAINEMENT</b>		<b>ANTRIEBSEINHEIT, GETRIEBE ENGRANAJE DE UNIDAD MOTRIZ</b>	
<b>PART NAME CODE</b>	<b>PART NAME</b>	<b>QTY</b>	<b>PART NAME CODE</b>	<b>PART NAME</b>	<b>QTY</b>
<b>3309-BG</b>	<b>SPACER</b> ----- ENTRETOISE DISTANZSTUCK SEPARADOR	<b>1</b>			
<b>3309-BQ</b>	<b>BOLT</b> ----- BOULON SCHRAUBE PERNO	<b>2</b>			
<b>3309-CG</b>	<b>SHIM</b> ----- CALE AUSGLEICHSCHEIBE CALCE	<b>99</b>			

<b>3309</b>		<b>DRIVE UNIT GEAR ENGRENAGE D'UNITE D'ENTRAINEMENT</b>		<b>ANTRIEBSEINHEIT, GETRIEBE ENGRANAJE DE UNIDAD MOTRIZ</b>	
<b>PART NAME CODE</b>	<b>PART NAME</b>	<b>QTY</b>	<b>PART NAME CODE</b>	<b>PART NAME</b>	<b>QTY</b>

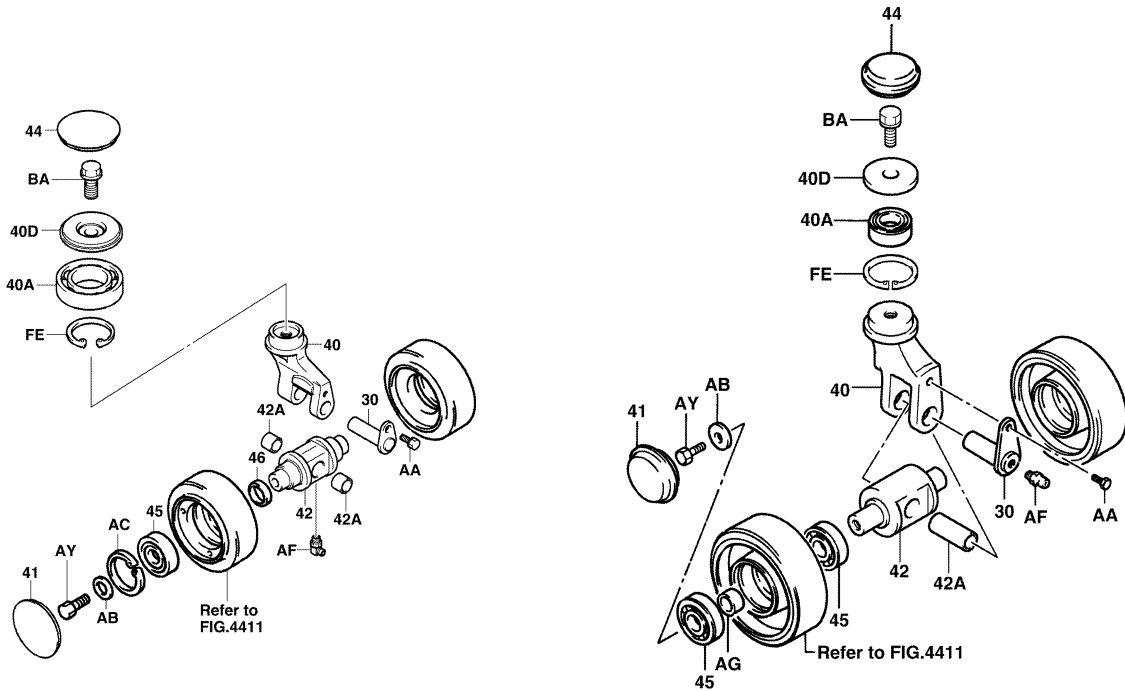
4211

REAR AXLE CASTER  
ROULETTE D'ESSIEU ARRIERE

HINTERACHSEN-LASTROLLE  
INCLINACION DEL EJE TRASERO

10,13,15,18

20,25,30,S20,S25



4211-012B

4211-013A

4211-012B

4211-013A

4211

REAR AXLE CASTER  
ROULETTE D'ESSIEU ARRIERE

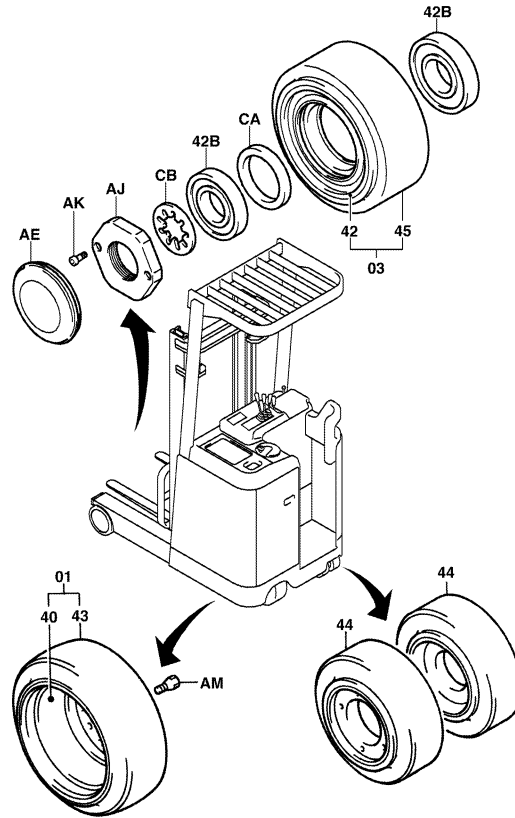
HINTERACHSEN-LASTROLLE  
INCLINACION DEL EJE TRASERO

PART NAME CODE	PART NAME	QTY	PART NAME CODE	PART NAME	QTY
4211-30	PIN SUB-ASSY, CASTER WHEEL SHAFT SOUS-ENS. DE GOUPILLE STIFT-TEILGRUPPE SUBCONJUNTO DE PASADOR	1	4211-AA	BOLT BOULON SCHRAUBE PERNO	1
4211-40	LEG, CASTER PATTE BEIN PATA	1	4211-AB	WASHER RODELLE UNTERLEGSCHIEBE ARANDELA	2
4211-40A	BEARING, CASTER LEG ROULEMENT LAGER COJINETE	1	4211-AC	RING, HOLE SNAP ANNEAU RING ANILLO	2
4211-40D	PLATE PLAQUE PLATTE PLACA	1	4211-AF	FITTING, GREASE RACCORD ANSCHLUSSTUCK ACOPLADOR	1
4211-41	CAP, REAR AXLE HUB CAPUCHON KAPPE TAPA	2	4211-AG	COLLAR COLLIER BUCHSE COLLAR	2
4211-42	SHAFT, CASTER WHEEL ARBRE WELLE EJE	1	4211-AY	BOLT BOULON SCHRAUBE PERNO	2
4211-42A	BUSHING, CASTER WHEEL SHAFT BAGUE BUCHSE BUJE	1-2	4211-BA	BOLT BOULON SCHRAUBE PERNO	1
4211-44	CAP, CASTER LEG BEARING CAPUCHON KAPPE TAPA	1	4211-FE	RING, HOLE SNAP ANNEAU RING ANILLO	1
4211-45	BEARING, CASTER WHEEL ROULEMENT LAGER COJINETE	2-4			
4211-46	SEAL, OIL (FOR CASTER WHEEL) JOINT ABDICHTUNG SELLO	2			

4411

WHEEL & TIRE  
PNEU & ROUE

FELGEN + REIFEN  
RUEDA Y NEUMATICO



4411-034A

4411-034A

4411

WHEEL & TIRE  
PNEU & ROUE

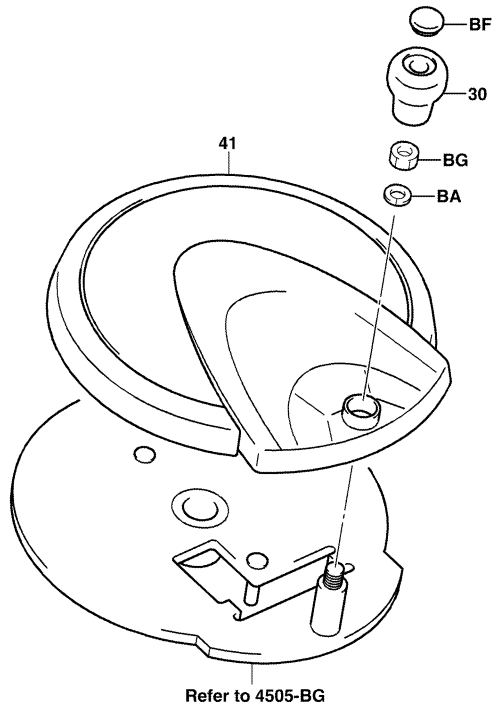
FELGEN + REIFEN  
RUEDA Y NEUMATICO

PART NAME CODE	PART NAME	QTY	PART NAME CODE	PART NAME	QTY
4411-01	WHEEL ASSY, DRIVE ENS. DE ROUE RAD, VOLLST. CONJUNTO DE LA RUEDA	1	4411-AK	BOLT BOULON SCHRAUBE PERNO	2
4411-03	WHEEL ASSY, LOAD ENS. DE ROUE RAD, VOLLST. CONJUNTO DE LA RUEDA	2	4411-AM	BOLT, HUB BOULON SCHRAUBE PERNO	6
4411-40	WHEEL, DRIVE TIRE ROUE RAD RUEDA	1	4411-CA	COLLAR COLLIER BUCHSE COLLAR	2
4411-42	WHEEL, LOAD ROUE RAD RUEDA	2	4411-CB	PLATE, LOCK NUT PLAQUE PLATTE PLACA	2
4411-42B	BEARING, LOAD WHEEL ROULEMENT LAGER COJINETE	2			
4411-43	TIRE, SOLID (DRIVE) PNEU REIFEN NEUMATICO	1			
4411-44	TIRE, SOLID (CASTER) PNEU REIFEN NEUMATICO	2			
4411-45	TIRE, SOLID (LOAD) PNEU REIFEN NEUMATICO	2			
4411-AE	CAP, LOAD WHEEL CAPUCHON KAPPE TAPA	2			
4411-AJ	NUT ECROU MUTTER TUERCA	2			

**4501**

**STEERING WHEEL  
VOLANT DE DIRECTION**

**LENKRAD  
VOLANTE DE DIRECCION**



4501-054A

4501-054A

**4501**

**STEERING WHEEL  
VOLANT DE DIRECTION**

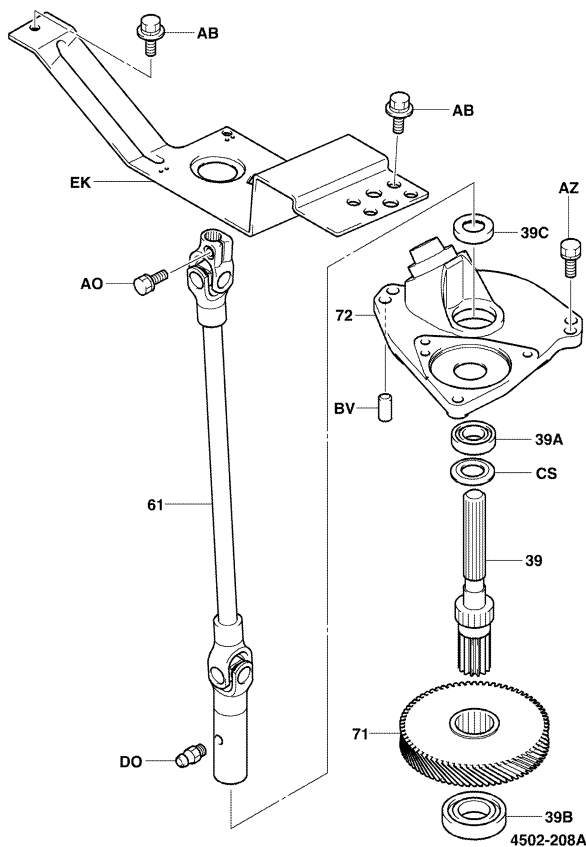
**LENKRAD  
VOLANTE DE DIRECCION**

PART NAME CODE	PART NAME	QTY	PART NAME CODE	PART NAME	QTY
4501-30	<b>KNOB SUB-ASSY, STEERING WHEEL</b> ----- SOUS-ENS. DE BOULE KNOPF-TEILGRUPPE SUBCONJUNTO DEL MANDO	1			
4501-41	<b>COVER, STEERING WHEEL</b> ----- COUVERCLE DECKEL CUBIERTA	1			
4501-BA	<b>WASHER, PLATE</b> ----- RODELLE UNTERLEGSCHIEBE ARANDELA	1			
4501-BF	<b>CAP</b> ----- CAPUCHON KAPPE TAPA	1			
4501-BG	<b>NUT, STEERING KNOB SET</b> ----- ECROU MUTTER TUERCA	1			

4502

STEERING POST  
MONTANT DE DIRECTION

LENKŠŮ ULE  
PUNTAL DE LA DIRECCION



4502-208A

4502

STEERING POST  
MONTANT DE DIRECTION

LENKŠŮ ULE  
PUNTAL DE LA DIRECCION

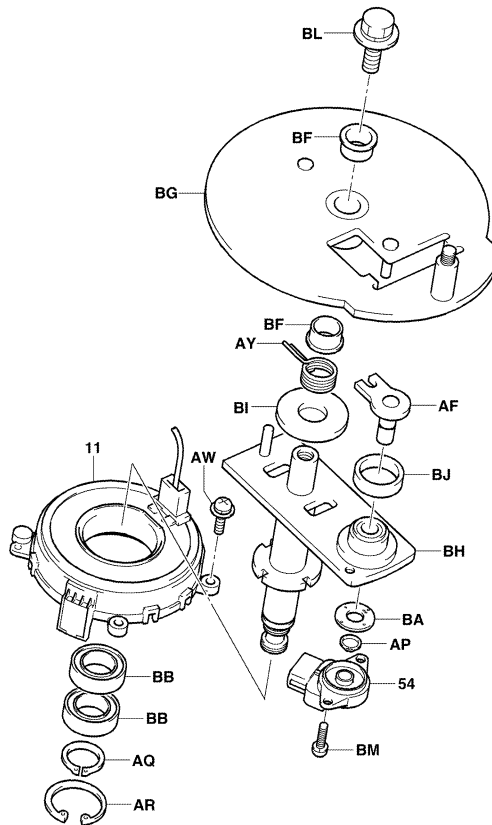
PART NAME CODE	PART NAME	QTY	PART NAME CODE	PART NAME	QTY
4502-39	SHAFT, EPS GEAR ARBRE WELLE EJE	1	4502-BV	PIN GOUVILLE STIFT PASADOR	2
4502-39A	BEARING ROULEMENT LAGER COJINETE	1	4502-CS	SPACER ENTRETOISE DISTANZSTUCK SEPARADOR	1
4502-39B	BEARING ROULEMENT LAGER COJINETE	1	4502-DO	FITTING, GREASE RACCORD ANSCHLUSSTUCK ACOPLADOR	1
4502-39C	SEAL, OIL JOINT ABDICHTUNG SELLO	1	4502-EK	BRACKET SUB-ASSY, STEERING SOUS-ENS. DE SUPPORT TRAGER-TEILGRUPPE SUBCONJUNTO DE LA SOPORTE	1
4502-61	SHAFT ASSY, STEERING INTERMEDIATE, NO.1 ENS. D'ARBRE WELLE, VOLLST. CONJUNTO DEL EJE	1			
4502-71	GEAR, EPS PIGNON ZAHNRAD ENGRANAJE	1			
4502-72	HOUSING, EPS BOITIER GEHAUSE FUNDA	1			
4502-AB	BOLT BOULON SCHRAUBE PERNO	3-4			
4502-AO	BOLT BOULON SCHRAUBE PERNO	1			
4502-AZ	BOLT BOULON SCHRAUBE PERNO	2			



4505

ELECTRIC POWER STEERING  
DIRECTION ASSISTEE ELECTRIQUE

ELEKTRISCHE HILFSKRAFTLENKANLAGE  
SERVODIRECCION ELECTRICA



4505-015A

4505-015A

4505

ELECTRIC POWER STEERING  
DIRECTION ASSISTEE ELECTRIQUE

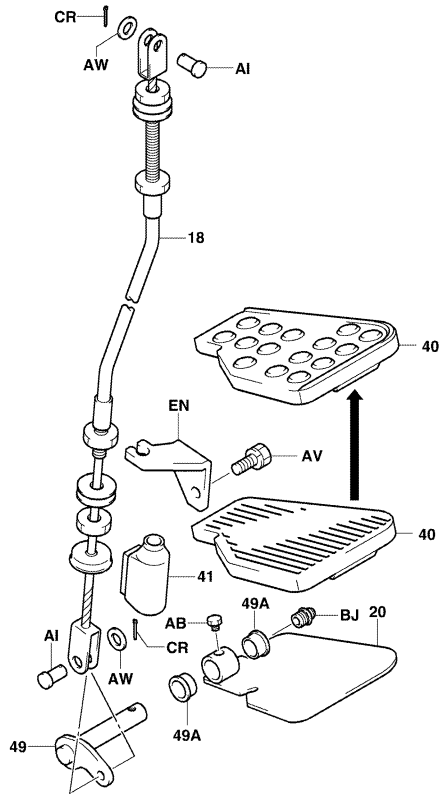
ELEKTRISCHE HILFSKRAFTLENKANLAGE  
SERVODIRECCION ELECTRICA

PART NAME CODE	PART NAME	QTY	PART NAME CODE	PART NAME	QTY
4505-11	CABLE ASSY, SPIRAL ENS. DE CABLE SEILZUG, VOLLST. CONJUNTO DE CABLE	1	4505-BF	BUSHING BAGUE BUCHSE BUJE	2
4505-54	SENSOR, THROTTLE POSITION DETECTEUR SENSOR SENSOR	1	4505-BG	PLATE SUB-ASSY SOUS-ENS. DE PLAQUE PLATTEN-TEILGRUPPE SUBCONJUNTO DE PLACA	1
4505-AF	PIN, SENSOR GOUPILLE STIFT PASADOR	1	4505-BH	PLATE SUB-ASSY SOUS-ENS. DE PLAQUE PLATTEN-TEILGRUPPE SUBCONJUNTO DE PLACA	1
4505-AP	RING, SHAFT SNAP ANNEAU RING ANILLO	1	4505-BI	WASHER, PLATE RODELLE UNTERLEGSCHIEBE ARANDELA	1
4505-AQ	RING, SHAFT SNAP ANNEAU RING ANILLO	1	4505-BJ	CUSHION COUSSIN POLSTER ALMOHADILLA	1
4505-AR	RING, HOLE SNAP ANNEAU RING ANILLO	1	4505-BL	BOLT BOULON SCHRAUBE PERNO	1
4505-AW	SCREW VIS SCHRAUBE TORNILLO	3	4505-BM	SCREW VIS SCHRAUBE TORNILLO	2
4505-AY	SPRING, STEERING RESSORT FEDER RESORTE	1			
4505-BA	PLATE PLAQUE PLATTE PLACA	1			
4505-BB	BEARING ROULEMENT LAGER COJINETE	2			

**4701**

**BRAKE PEDAL  
PEDALE DE FREIN**

**BREMSPEDAL  
PEDAL DEL FRENO**



4701-201A

4701-201A

**4701**

**BRAKE PEDAL  
PEDALE DE FREIN**

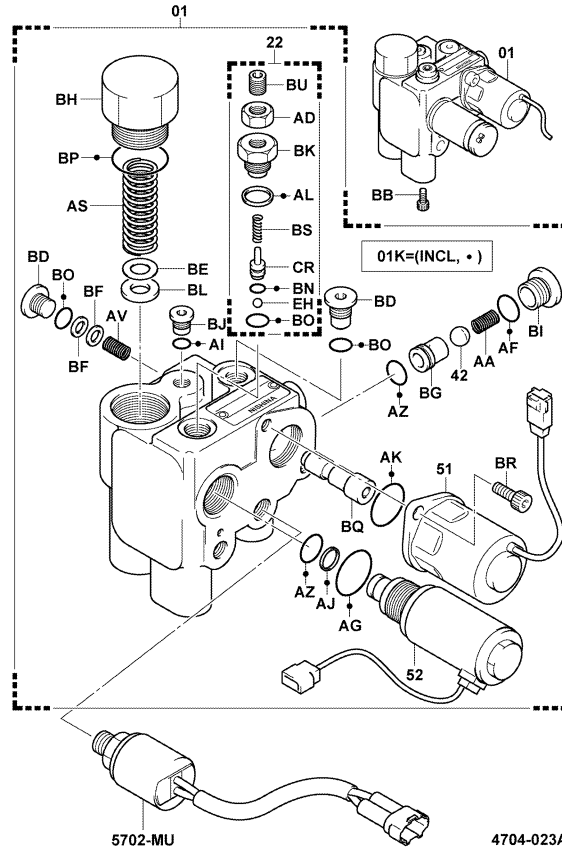
**BREMSPEDAL  
PEDAL DEL FRENO**

PART NAME CODE	PART NAME	QTY	PART NAME CODE	PART NAME	QTY
4701-18	CABLE ASSY, CONTROL ENS. DE CABLE SEILZUG, VOLLST. CONJUNTO DE CABLE	1	4701-BJ	FITTING, GREASE RACCORD ANSCHLUSSTUCK ACOPLADOR	1
4701-20	PEDAL SUB-ASSY, BRAKE SOUS-ENS. DE PEDALE PEDAL-TEILGRUPPE SUBCONJUNTO DEL PEDAL	1	4701-CR	PIN, COTTER GOUPILLE STIFT PASADOR	2
4701-40	PAD, PEDAL TAMPON KLOTZ ALMOHADILLA	1	4701-EN	BRACKET SUPPORT TRAGER SOPORTE	1
4701-41	BOOT COFFRE MANSCHETTE FORRO	1			
4701-49	SHAFT, BRAKE PEDAL ARBRE WELLE EJE	1			
4701-49A	BUSHING BAGUE BUCHSE BUJE	2			
4701-AB	BOLT BOULON SCHRAUBE PERNO	1			
4701-AI	PIN, W/HOLE GOUPILLE STIFT PASADOR	2			
4701-AV	BOLT BOULON SCHRAUBE PERNO	2			
4701-AW	WASHER, PLATE RODELLE UNTERLEGSCHIEBE ARANDELA	2			

4704

BRAKE VALVE  
SOUPAPE DE FREIN

BREMSVENTIL  
VALVULA DEL FRENO



4704-023A

4704

BRAKE VALVE  
SOUPAPE DE FREIN

BREMSVENTIL  
VALVULA DEL FRENO

PART NAME CODE	PART NAME	QTY	PART NAME CODE	PART NAME	QTY
4704-01	VALVE ASSY, BRAKE ENS. DE SOUPAPE VENTIL, VOLLST. CONJUNTO DE VALVULA	1	4704-AJ	RING, BACK UP ANNEAU RING ANILLO	1
4704-01K	VALVE O/H KIT, BRAKE JEU O/H DE SOUPAPE VENTIL-UBERHOLSATZ JUEGO O/H DE VALVULA	1	4704-AK	RING, O ANNEAU RING ANILLO	1
4704-22	VALVE SUB-ASSY, RELIEF SOUS-ENS. DE SOUPAPE VENTIL-TEILGRUPPE SUBCONJUNTO DE VALVULA	1	4704-AS	SPRING RESSORT FEDER RESORTE	1
4704-42	BALL, STEEL BILLE KUGEL BOLA	1	4704-AV	SPRING RESSORT FEDER RESORTE	1
4704-51	SOLENOID SOLENOIDE SOLENOID SOLENOIDE	1	4704-AZ	RING, O ANNEAU RING ANILLO	2
4704-52	VALVE, SOLENOID SOUPAPE VENTIL VALVULA	1	4704-BB	BOLT BOULON SCHRAUBE PERNO	2
4704-AA	SPRING, COMPRESSION RESSORT FEDER RESORTE	1	4704-BE	SHIM CALE AUSGLEICHSCHEIBE CALCE	3
4704-AD	NUT ECROU MUTTER TUERCA	1	4704-BF	WASHER RODELLE UNTERLEGSCHIEBE ARANDELA	2
4704-AG	RING, O ANNEAU RING ANILLO	1	4704-BG	FILTER FILTRE FILTER FILTRO	1
4704-AI	RING, O ANNEAU RING ANILLO	1	4704-BH	PLUG BOUCHON STOPFEN TAPON	1

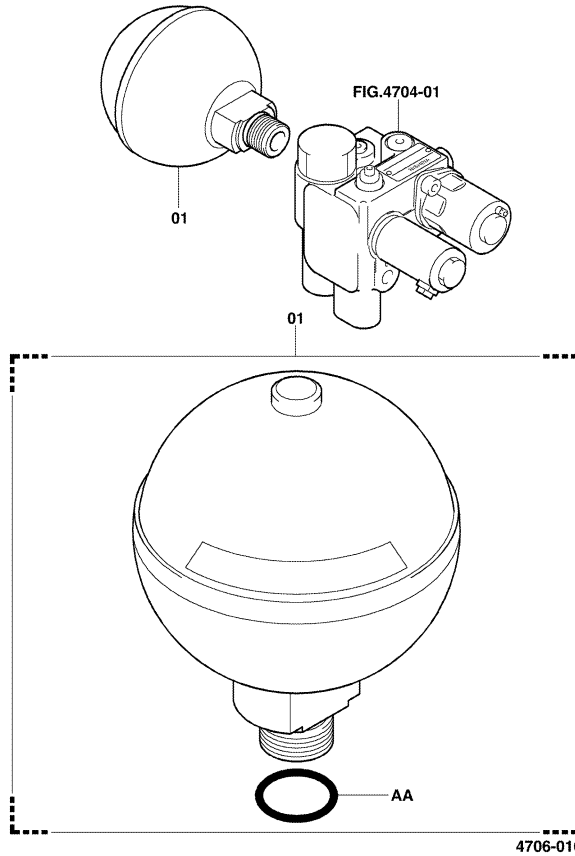
<b>4704</b>		<b>BRAKE VALVE SOUPAPE DE FREIN</b>		<b>BREMSVENTIL VALVULA DEL FRENO</b>	
<b>PART NAME CODE</b>	<b>PART NAME</b>	<b>QTY</b>	<b>PART NAME CODE</b>	<b>PART NAME</b>	<b>QTY</b>
<b>4704-BI</b>	<b>PLUG</b> BOUCHON STOPFEN TAPON	<b>1</b>	<b>4704-BU</b>	<b>BOLT</b> BOULON SCHRAUBE PERNO	<b>1</b>
<b>4704-BJ</b>	<b>PLUG</b> BOUCHON STOPFEN TAPON	<b>1</b>	<b>4704-CR</b>	<b>STOPPER</b> BUTEE ANSCHLAG TOPE	<b>1</b>
<b>4704-BK</b>	<b>SLEEVE</b> MANCHON HULSE MANGUITO	<b>1</b>	<b>4704-EH</b>	<b>BALL, STEEL</b> BILLE KUGEL BOLA	<b>1</b>
<b>4704-BL</b>	<b>RETAINER</b> ARRETOIR SEEGERRING RETENEDOR	<b>1</b>			
<b>4704-BN</b>	<b>RING, O</b> ANNEAU RING ANILLO	<b>1</b>			
<b>4704-BO</b>	<b>RING, O</b> ANNEAU RING ANILLO	<b>3</b>			
<b>4704-BP</b>	<b>RING, O</b> ANNEAU RING ANILLO	<b>1</b>			
<b>4704-BQ</b>	<b>SPOOL</b> TIROIR SPULE BOBINA	<b>1</b>			
<b>4704-BR</b>	<b>BOLT</b> BOULON SCHRAUBE PERNO	<b>2</b>			
<b>4704-BS</b>	<b>SPRING</b> RESSORT FEDER RESORTE	<b>1</b>			

<b>4704</b>		<b>BRAKE VALVE SOUPAPE DE FREIN</b>		<b>BREMSVENTIL VALVULA DEL FRENO</b>	
<b>PART NAME CODE</b>	<b>PART NAME</b>	<b>QTY</b>	<b>PART NAME CODE</b>	<b>PART NAME</b>	<b>QTY</b>

4706

BRAKE ACCUMULATOR  
ACCUMULATEUR DE FREIN

BREMSAKKUMULATOR  
ACUMULADOR DEL FRENO



4706-016\_

4706

BRAKE ACCUMULATOR  
ACCUMULATEUR DE FREIN

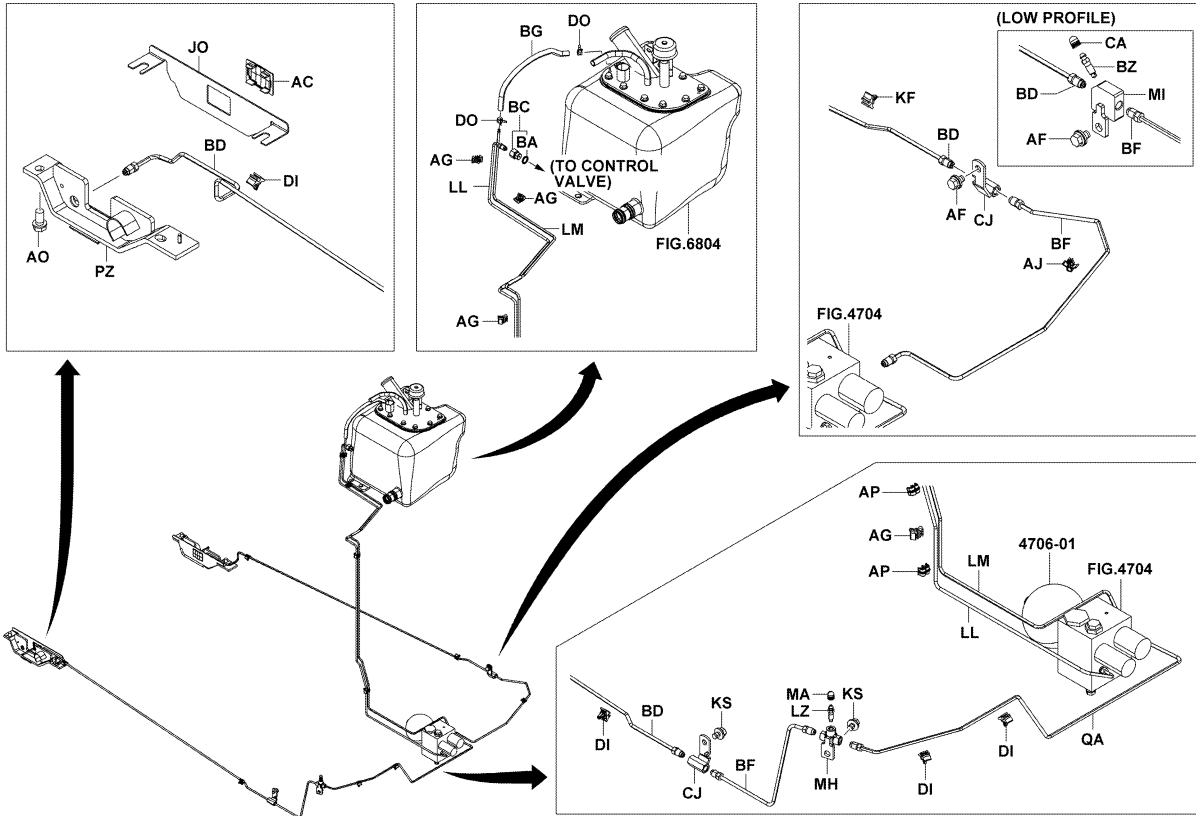
BREMSAKKUMULATOR  
ACUMULADOR DEL FRENO

PART NAME CODE	PART NAME	QTY	PART NAME CODE	PART NAME	QTY
4706-01	ACCUMULATOR ASSY ----- ENS. D'ACCUMULATEUR AKKUMULATOR-VOLLST. CONJUNTO DEL ACUMULADOR	1			
4706-AA	RING, O ----- ANNEAU RING ANILLO	1			

4714

BRAKE PIPE  
TUYAUTERIE DE FREIN

BREMSROHRLEITUNG  
TUBO DEL FRENO



4714-309A

4714-309A

4714

BRAKE PIPE  
TUYAUTERIE DE FREIN

BREMSROHRLEITUNG  
TUBO DEL FRENO

PART NAME CODE	PART NAME	QTY	PART NAME CODE	PART NAME	QTY
4714-AC	PLUG BOUCHON STOPFEN TAPON	2	4714-BZ	SCREW VIS SCHRAUBE TORNILLO	1
4714-AF	BOLT BOULON SCHRAUBE PERNO	1	4714-CA	CAP CAPUCHON KAPPE TAPA	1
4714-AG	CLAMP PINSE KLEMME ABRAZADERA	2-3	4714-CJ	2-WAY 2 SENS ZWEIWEG-VERTEILER	1
4714-AJ	CLAMP PINSE KLEMME ABRAZADERA	1	4714-DI	CLIP AGRAFE CLIP FIJADOR	1-2
4714-AO	BOLT BOULON SCHRAUBE PERNO	4	4714-DO	CLIP AGRAFE CLIP FIJADOR	2
4714-AP	CLAMP PINSE KLEMME ABRAZADERA	1-2	4714-JO	COVER COUVERCLE DECKEL CUBIERTA	1
4714-BC	FITTING RACCORD ANSCHLUSSTUCK ACOPLADOR	1	4714-KF	CLIP AGRAFE CLIP FIJADOR	1
4714-BD	PIPE SUB-ASSY, FRONT BRAKE, NO.1 SOUS-ENS. DE TUYAU ROHR-TEILGRUPPE SUBCONJUNTO DE TUBO	1	4714-KS	BOLT BOULON SCHRAUBE PERNO	2
4714-BF	PIPE SUB-ASSY, FRONT BRAKE, NO.2 SOUS-ENS. DE TUYAU ROHR-TEILGRUPPE SUBCONJUNTO DE TUBO	1	4714-LL	PIPE SUB-ASSY SOUS-ENS. DE TUYAU ROHR-TEILGRUPPE SUBCONJUNTO DE TUBO	1
4714-BG	HOSE FLEXIBLE SCHLAUCH MANGUERA	1	4714-LM	PIPE SUB-ASSY SOUS-ENS. DE TUYAU ROHR-TEILGRUPPE SUBCONJUNTO DE TUBO	1

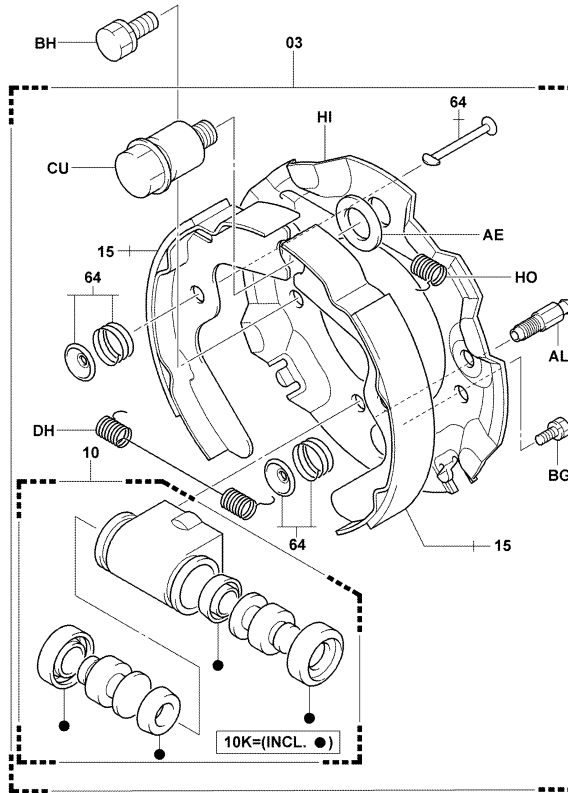
<b>4714</b>		<b>BRAKE PIPE TUYAUTERIE DE FREIN</b>		<b>BREMSROHRLEITUNG TUBO DEL FRENO</b>	
<b>PART NAME CODE</b>	<b>PART NAME</b>	<b>QTY</b>	<b>PART NAME CODE</b>	<b>PART NAME</b>	<b>QTY</b>
<b>4714-LZ</b>	<b>SCREW, BLEEDER</b> ----- VIS SCHRAUBE TORNILLO	<b>1</b>			
<b>4714-MA</b>	<b>CAP, BLEEDER SCREW</b> ----- CAPUCHON KAPPE TAPA	<b>1</b>			
<b>4714-MH</b>	<b>3-WAY</b> ----- 3 SENS DREIWEG-VERTEILER 3 VIAS	<b>1</b>			
<b>4714-MI</b>	<b>3-WAY</b> ----- 3 SENS DREIWEG-VERTEILER 3 VIAS	<b>1</b>			
<b>4714-PZ</b>	<b>COVER SUB-ASSY, SENSOR</b> ----- SOUS-ENS. DE COUVERCLE DECKEL-TEILGRUPPE SUBCONJUNTO DE CUBIERTA	<b>1</b>			
<b>4714-QA</b>	<b>PIPE SUB-ASSY, FRONT BRAKE, NO.3</b> ----- SOUS-ENS. DE TUYAU ROHR-TEILGRUPPE SUBCONJUNTO DE TUBO	<b>1</b>			

<b>4714</b>		<b>BRAKE PIPE TUYAUTERIE DE FREIN</b>		<b>BREMSROHRLEITUNG TUBO DEL FRENO</b>	
<b>PART NAME CODE</b>	<b>PART NAME</b>	<b>QTY</b>	<b>PART NAME CODE</b>	<b>PART NAME</b>	<b>QTY</b>

4715

DRUM BRAKE  
FREIN A TAMBOUR

TROMMELBREMSE  
FRENO DE TAMBOR



4715-104C

4715-104C

4715

DRUM BRAKE  
FREIN A TAMBOUR

TROMMELBREMSE  
FRENO DE TAMBOR

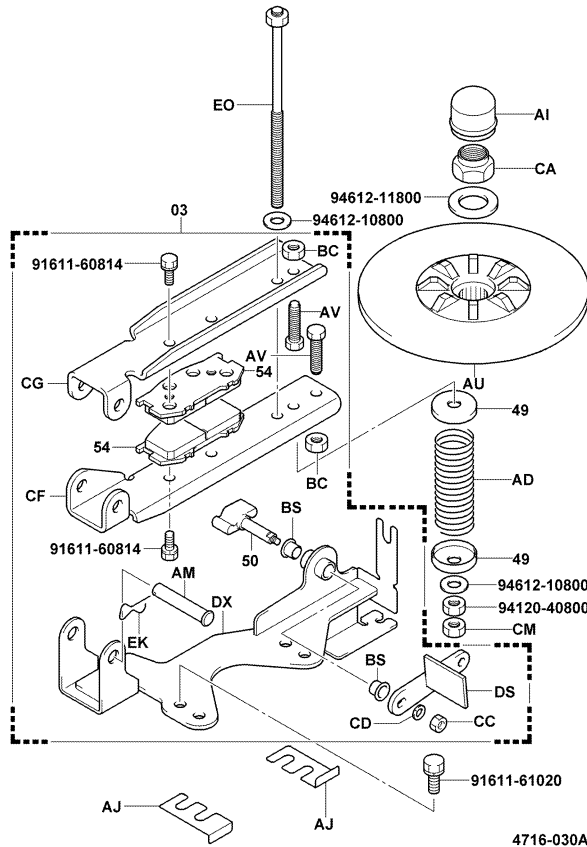
PART NAME CODE	PART NAME	QTY	PART NAME CODE	PART NAME	QTY
4715-03	BRAKE ASSY, DRUM ENS. DE FREIN BREMSE, VOLLST. CONJUNTO DEL FRENO	2	4715-DH	SPRING RESSORT FEDER RESORTE	2
4715-10	CYLINDER ASSY, WHEEL ENS. DE CYLINDRE ZYLINDER, VOLLST. CONJUNTO DEL CILINDRO	2	4715-HI	PLATE, BRAKE BACKING PLAQUE PLATTE PLACA	2
4715-10K	CYLINDER O/H KIT, WHEEL JEU O/H DE CYLINDRE ZYLINDER-7 BERHOLSATZ JUEGO O/H DEL CILINDRO	2	4715-HO	SPRING RESSORT FEDER RESORTE	2
4715-15	SHOE SET, BRAKE JEU DE PATIN SCHUHSATZ JUEGO DE LA ZAPATA	2			
4715-64	PIN KIT, SHOE HOLD DOWN KIT GOUPILLE STIFT-AUSRUSTUNG REPUESTO DE PASADOR	2			
4715-AE	WASHER, SPRING RODELLE UNTERLEGSSCHEIBE ARANDELA	2			
4715-AL	SCREW, BLEEDER VIS SCHRAUBE TORNILLO	2			
4715-BG	BOLT BOULON SCHRAUBE PERNO	4			
4715-BH	BOLT, BRAKE SET BOULON SCHRAUBE PERNO	4			
4715-CU	PIN, ANCHOR GOUPILLE STIFT PASADOR	2			



4716

DISC BRAKE  
FREIN A DISQUE

SCHEIBENBREMSE  
FRENO DE DISCO



4716-030A

4716-030A

4716

DISC BRAKE  
FREIN A DISQUE

SCHEIBENBREMSE  
FRENO DE DISCO

PART NAME CODE	PART NAME	QTY	PART NAME CODE	PART NAME	QTY
4716-03	BRAKE ASSY, DISC ENS. DE FREIN BREMSE, VOLLST. CONJUNTO DEL FRENO	1	4716-BC	NUT ECROU MUTTER TUERCA	2
4716-49	CUP COUPELLE DICHTMANSCHETTE TAZA	2	4716-BS	BUSHING BAGUE BUCHSE BUJE	2
4716-50	CAM CAME NOCKEN LEVA	1	4716-CA	NUT, SELF LOCK ECROU MUTTER TUERCA	1
4716-54	PAD, BRAKE TAMPON KLOTZ ALMOHADILLA	2	4716-CC	NUT ECROU MUTTER TUERCA	1
4716-AD	SPRING RESSORT FEDER RESORTE	1	4716-CD	WASHER, SPRING RODELLE UNTERLEGSCHIEBE ARANDELA	1
4716-AI	CAP CAPUCHON KAPPE TAPA	1	4716-CF	LEVER, BRAKE, LOWER LEVIER HEBEL PALANCA	1
4716-AJ	SHIM CALE AUSGLEICHSCHEIBE CALCE	99	4716-CG	LEVER, BRAKE, UPPER LEVIER HEBEL PALANCA	1
4716-AM	PIN, WHOLE GOUPILLE STIFT PASADOR	1	4716-CM	NUT ECROU MUTTER TUERCA	1
4716-AU	DISC, BRAKE DISQUE KUPPLUNGSSCHIEBE DISCO	1	4716-DS	LEVER LEVIER HEBEL PALANCA	1
4716-AV	BOLT BOULON SCHRAUBE PERNO	2	4716-DX	SUPPORT SUB-ASSY, BRAKE SOUS-ENS. DE SUPPORT STUTZEN-TEILGRUPPE SUBCONJUNTO DEL SOPORTE	1

<b>4716</b>		<b>DISC BRAKE FREIN A DISQUE</b>		<b>SCHEIBENBREMSE FRENO DE DISCO</b>	
<b>PART NAME CODE</b>	<b>PART NAME</b>	<b>QTY</b>	<b>PART NAME CODE</b>	<b>PART NAME</b>	<b>QTY</b>
<b>4716-EK</b>	<b>CLIP</b> ----- AGRAFE CLIP FIJADOR	<b>1</b>			
<b>4716-EO</b>	<b>BOLT SUB-ASSY</b> ----- SOUS-ENS. DE BOULON SCHRAUBEN-TEILGRUPPE SUBCONJUNTO DEL PERNO	<b>1</b>			

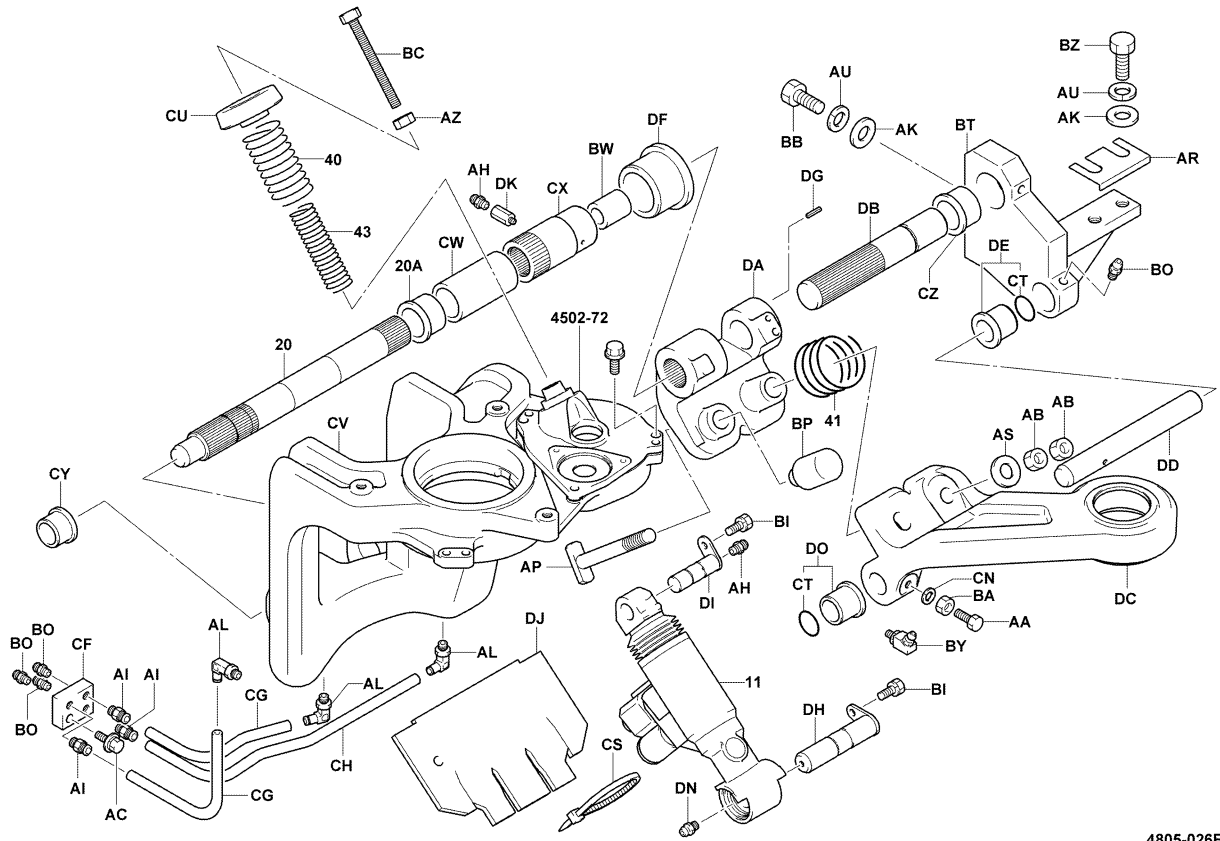
<b>4716</b>		<b>DISC BRAKE FREIN A DISQUE</b>		<b>SCHEIBENBREMSE FRENO DE DISCO</b>	
<b>PART NAME CODE</b>	<b>PART NAME</b>	<b>QTY</b>	<b>PART NAME CODE</b>	<b>PART NAME</b>	<b>QTY</b>

4805

SUSPENSION LINK  
TRINGLE DE SUSPENSION

SCHUBSTANGE  
ARTICULACION DE LA SUSPENSION

10,13,15,18



4805-026F

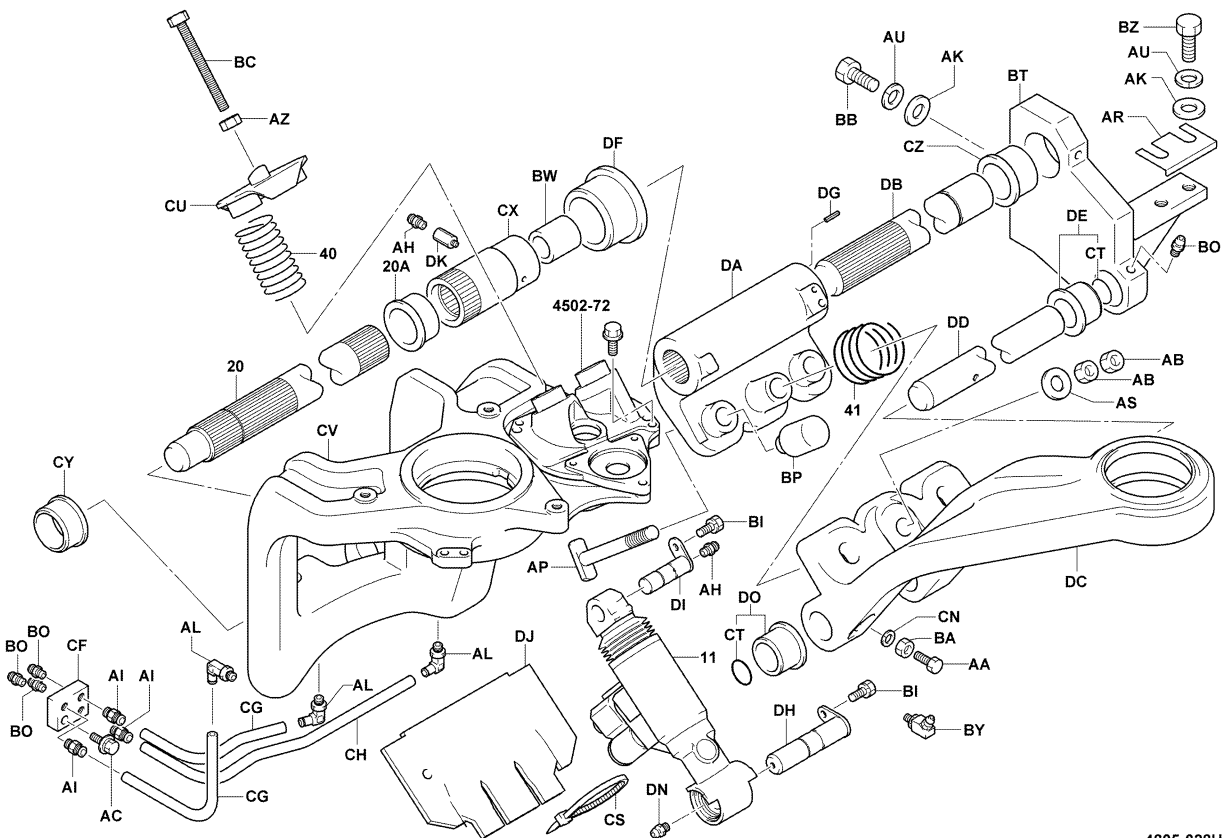
4805-026F

4805

SUSPENSION LINK  
TRINGLE DE SUSPENSION

SCHUBSTANGE  
ARTICULACION DE LA SUSPENSION

20,25,30,S20,S25



4805-028H

4805-028H

4805		SUSPENSION LINK TRINGLE DE SUSPENSION		SCHUBSTANGE ARTICULACION DE LA SUSPENSION	
PART NAME CODE	PART NAME	QTY	PART NAME CODE	PART NAME	QTY
4805-11	CYLINDER ASSY, SWING LOCK ENS. DE CYLINDRE ZYLINDER, VOLLST. CONJUNTO DEL CILINDRO	1	4805-AI	CONNECTOR, STRAIGHT CONNECTEUR STECKVERBINDER CONECTOR	3
4805-20	SHAFT SUB-ASSY, NO.1 SOUS-ENS. D'ARBRE WELLEN-TEILGRUPPE SUBCONJUNTO DEL EJE	1	4805-AK	WASHER, PLATE RODELLE UNTERLEGSCHIEBE ARANDELA	4
4805-20A	BUSHING BAGUE BUCHSE BUJE	1	4805-AL	CONNECTOR CONNECTEUR STECKVERBINDER CONECTOR	3
4805-40	SPRING, SUSPENSION RESSORT FEDER RESORTE	1-2	4805-AO	NUT ECROU MUTTER TUERCA	1
4805-41	SPRING, CASTER RESSORT FEDER RESORTE	2-3	4805-AP	BOLT BOULON SCHRAUBE PERNO	1
4805-43	SPRING, SUSPENSION RESSORT FEDER RESORTE	1	4805-AR	SHIM CALE AUSGLEICHSCHIEBE CALCE	99
4805-AA	BOLT BOULON SCHRAUBE PERNO	1	4805-AS	WASHER, PLATE RODELLE UNTERLEGSCHIEBE ARANDELA	1
4805-AB	NUT ECROU MUTTER TUERCA	2	4805-AU	WASHER, SPRING RODELLE UNTERLEGSCHIEBE ARANDELA	4
4805-AC	BOLT BOULON SCHRAUBE PERNO	1	4805-AZ	NUT ECROU MUTTER TUERCA	1
4805-AH	FITTING, GREASE RACCORD ANSCHLUSSTUCK ACOPLADOR	2-3	4805-BA	NUT ECROU MUTTER TUERCA	1

4805		SUSPENSION LINK TRINGLE DE SUSPENSION		SCHUBSTANGE ARTICULACION DE LA SUSPENSION	
PART NAME CODE	PART NAME	QTY	PART NAME CODE	PART NAME	QTY
4805-BB	BOLT BOULON SCHRAUBE PERNO	2	4805-CG	HOSE, GREASE FLEXIBLE SCHLAUCH MANGUERA	2
4805-BC	BOLT BOULON SCHRAUBE PERNO	1	4805-CH	HOSE, GREASE FLEXIBLE SCHLAUCH MANGUERA	1
4805-BI	BOLT BOULON SCHRAUBE PERNO	2	4805-CN	WASHER, SPRING RODELLE UNTERLEGSCHIEBE ARANDELA	1
4805-BO	FITTING, GREASE RACCORD ANSCHLUSSTUCK ACOPLADOR	6	4805-CU	STOPPER BUTEE ANSCHLAG TOPE	1
4805-BP	STOPPER BUTEE ANSCHLAG TOPE	1-2	4805-CV	SUPPORT, DRIVE UNIT SUPPORT STUTZE SOPORTE	1
4805-BT	BRACKET SUB-ASSY SOUS-ENS. DE SUPPORT TRAGER-TEILGRUPPE SUBCONJUNTO DE LA SOPORTE	1	4805-CW	COLLAR COLLIER BUCHSE COLLAR	1
4805-BW	SPACER ENTRETOISE DISTANZSTUCK SEPARADOR	1	4805-CX	COUPLING, SUSPENSION ACCOULEMENT KUPPLUNG ACOPLAMIENTO	1
4805-BY	FITTING, GREASE RACCORD ANSCHLUSSTUCK ACOPLADOR	1	4805-CY	BUSHING BAGUE BUCHSE BUJE	1
4805-BZ	BOLT BOULON SCHRAUBE PERNO	2	4805-CZ	BUSHING BAGUE BUCHSE BUJE	1
4805-CF	PLATE PLAQUE PLATTE PLACA	1	4805-DA	ARM, SPRING BRAS ARM BRAZO	1

4805		SUSPENSION LINK TRINGLE DE SUSPENSION		SCHUBSTANGE ARTICULACION DE LA SUSPENSION	
PART NAME CODE	PART NAME	QTY	PART NAME CODE	PART NAME	QTY
4805-DB	SHAFT, SUSPENSION ARBRE WELLE EJE	1	4805-DN	FITTING, GREASE RACCORD ANSCHLUSSTUCK ACOPLADOR	1
4805-DC	ARM, CASTER BRAS ARM BRAZO	1	4805-DO	BUSHING BAGUE BUCHSE BUJE	1
4805-DD	PIN, CATER ARM GOUPILLE STIFT PASADOR	1	4805-DQ	BOOT COFFRE MANSCHETTE FORRO	1
4805-DE	BUSHING BAGUE BUCHSE BUJE	1	4805-DR	COIL, SOLENOID BOBINE SPULE BOBINA	1
4805-DF	BUSHING BAGUE BUCHSE BUJE	1	4805-DS	RING, O ANNEAU RING ANILLO	1
4805-DG	PIN, SPRING GOUPILLE STIFT PASADOR	1	4805-DT	RING, O ANNEAU RING ANILLO	1
4805-DH	PIN SUB-ASSY, CYLINDER SOUS-ENS. DE GOUPILLE STIFT-TEILGRUPPE SUBCONJUNTO DE PASADOR	1	4805-DU	COLLAR COLLIER BUCHSE COLLAR	1
4805-DI	PIN SUB-ASSY, CYLINDER SOUS-ENS. DE GOUPILLE STIFT-TEILGRUPPE SUBCONJUNTO DE PASADOR	1	4805-DV	SEAL, DUST JOINT ABDICHTUNG SELLO	2
4805-DK	ADAPTOR ADAPTATEUR ADAPTER ADAPTADOR	1	4805-EC	RING, O ANNEAU RING ANILLO	1
4805-DL	FITTING, GREASE RACCORD ANSCHLUSSTUCK ACOPLADOR	1			

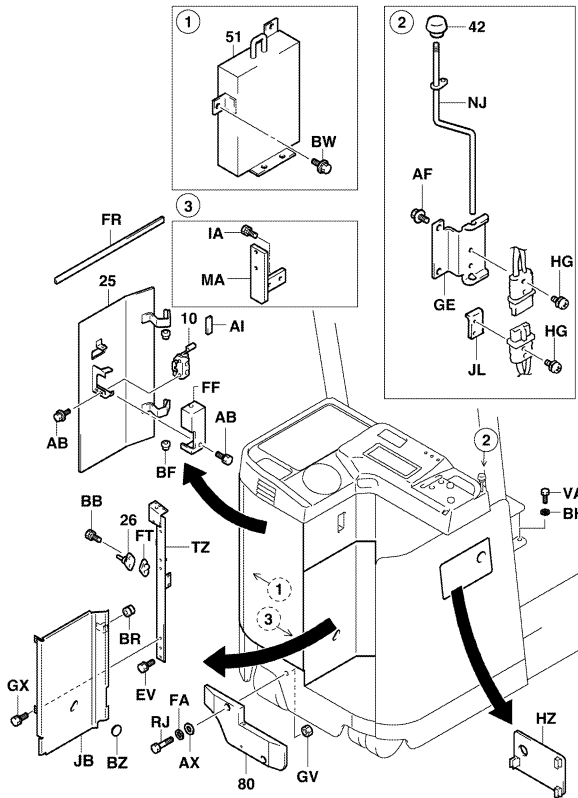
4805		SUSPENSION LINK TRINGLE DE SUSPENSION		SCHUBSTANGE ARTICULACION DE LA SUSPENSION	
PART NAME CODE	PART NAME	QTY	PART NAME CODE	PART NAME	QTY

5101

FRAME & WEIGHT  
CADRE & POIDS

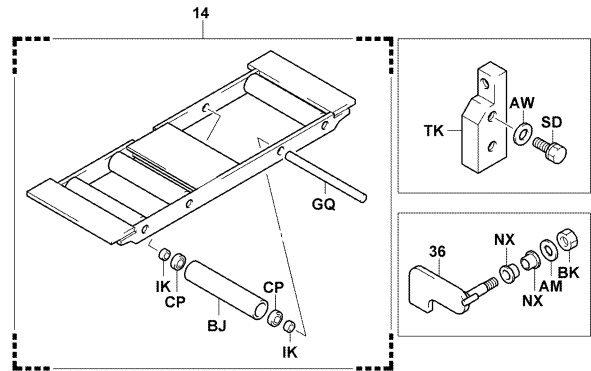
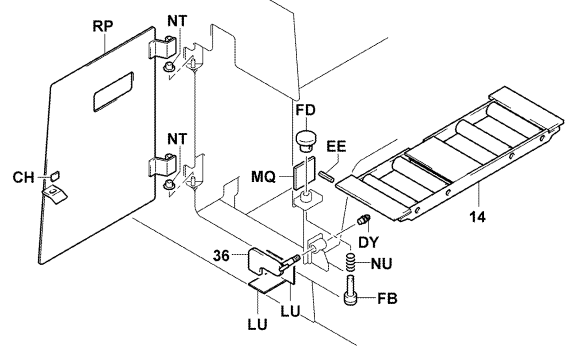
RAHMEN & GEGENGEWICHT  
BASTIDOR Y CONTRAPESO

(SIDE PULL B/T) [2/2]



5101-303G

5101-303G



5101-749

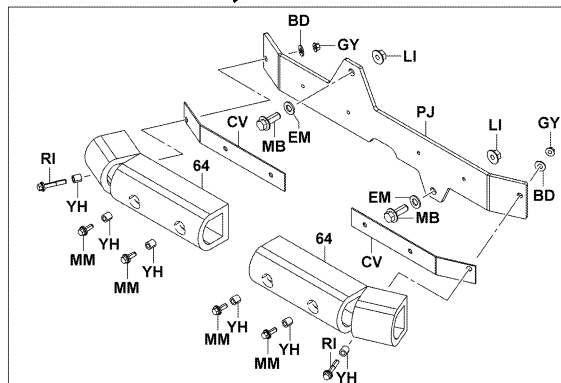
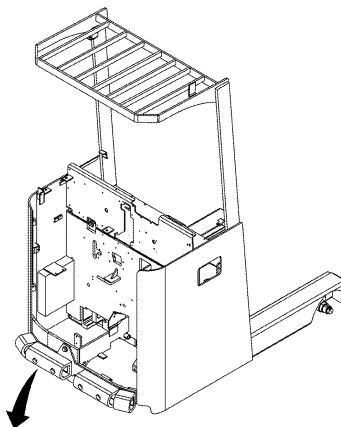
5101-749\_

5101

FRAME & WEIGHT  
CADRE & POIDS

RAHMEN & GEGENGEWICHT  
BASTIDOR Y CONTRAPESO

10,13,15,18 (REAR BUMPER) [3/3]



5101-628

5101-628\_

5101		FRAME & WEIGHT CADRE & POIDS	RAHMEN & GEGENGEWICHT BASTIDOR Y CONTRAPESO		
PART NAME CODE	PART NAME	QTY	PART NAME CODE	PART NAME	QTY
5101-10	LOCK ASSY, DOOR ENS. DE VERROU SCHLOSS, VOLLST. CONJUNTO DEL CIERRE	1	5101-AF	BOLT BOULON SCHRAUBE PERNO	2
5101-14	GUIDE ASSY, BATTERY ENS. DE GUIDE FUHRUNGS, VOLLST. CONJUNTO DE GUIA	1	5101-AI	SPONGE EPONGE SCHWAMM ESPONJA	1
5101-25	DOOR SUB-ASSY, RR SOUS-ENS. DE PORTE TUR-TEILGRUPPE SUBCONJUNTO DE LA PUERTA	1	5101-AM	WASHER, PLATE RODELLE UNTERLEGSCHIEBE ARANDELA	1
5101-26	STRIKER SUB-ASSY SOUS-ENS. DE PERCUTEUR SCHLAGBOLZEN-TEILGRUPPE SUBCONJUNTO DE CERRADERO	1	5101-AW	WASHER, PLATE RODELLE UNTERLEGSCHIEBE ARANDELA	2
5101-36	STOPPER SUB-ASSY, BATTERY SOUS-ENS. DE BUTEE ANSCHLAG-TEILGRUPPE SUBCONJUNTO DEL TOPE	1	5101-AX	WASHER, PLATE RODELLE UNTERLEGSCHIEBE ARANDELA	2
5101-42	KNOB (FOR BATTERY PLUG) SOUS-ENS. DE PLAQUE PLATTEN-TEILGRUPPE SUBCONJUNTO DE PLACA	1	5101-BB	BOLT BOULON SCHRAUBE PERNO	2
5101-51	WEIGHT SUB-ASSY, NO.5 SOUS-ENS. DE POIDS GEWICHT-TEILGRUPPE SUBCONJUNTO DE CONTRAPESO	1	5101-BD	WASHER, PLATE RODELLE UNTERLEGSCHIEBE ARANDELA	2
5101-64	BUMPER, RUBBER PARE-CHOCS STOSSDAMPFER PARACHOQUES	2	5101-BF	BUSHING BAGUE BUCHSE BUJE	2
5101-80	WEIGHT, BUMPER POIDS GEWICHT CONTRAPESO	1	5101-BJ	ROLLER, BATTERY GALET ROLLE RODILLO	4
5101-AB	BOLT BOULON SCHRAUBE PERNO	5	5101-BK	NUT, LOCK ECROU MUTTER TUERCA	1

5101		FRAME & WEIGHT CADRE & POIDS	RAHMEN & GEGENGEWICHT BASTIDOR Y CONTRAPESO		
PART NAME CODE	PART NAME	QTY	PART NAME CODE	PART NAME	QTY
5101-BM	CUSHION COUSSIN POLSTER ALMOHADILLA	1	5101-FB	PIN, STOPPER GOUPILLE STIFT PASADOR	1
5101-BR	GROMMET RONDELLE ISOLANTE DURCHFUHRUNG ANILLO PROTECTOR	4	5101-FD	KNOB BOULE KNOPF MANDO	1
5101-BW	BOLT BOULON SCHRAUBE PERNO	4	5101-FF	COVER COUVERCLE DECKEL CUBIERTA	1
5101-CH	RUBBER CAOUTCHOUC GUMMI GOMA	1	5101-FR	SPONGE EPONGE SCHWAMM ESPONJA	1
5101-CP	BEARING ROULEMENT LAGER COJINETE	8	5101-GE	BRACKET SUPPORT TRAGER SOPORTE	1
5101-CV	PLATE PLAQUE PLATTE PLACA	2	5101-GQ	SHAFT, BATTERY ROLLER ARBRE WELLE EJE	4
5101-DY	FITTING, GREASE RACCORD ANSCHLUSSTUCK ACOPLADOR	1	5101-GV	NUT ECROU MUTTER TUERCA	2
5101-EE	PIN, SPRING GOUPILLE STIFT PASADOR	1	5101-GX	BOLT BOULON SCHRAUBE PERNO	2
5101-EM	WASHER, PLATE RODELLE UNTERLEGSCHIEBE ARANDELA	2	5101-GY	NUT ECROU MUTTER TUERCA	2
5101-EV	BOLT BOULON SCHRAUBE PERNO	2	5101-HG	SCREW VIS SCHRAUBE TORNILLO	2

<b>5101</b>		<b>FRAME &amp; WEIGHT CADRE &amp; POIDS</b>		<b>RAHMEN &amp; GEGENGEWICHT BASTIDOR Y CONTRAPESO</b>	
<b>PART NAME CODE</b>	<b>PART NAME</b>	<b>QTY</b>	<b>PART NAME CODE</b>	<b>PART NAME</b>	<b>QTY</b>
5101-HZ	<b>DOOR SUB-ASSY, SIDE</b> SOUS-ENS. DE PORTE TUR-TEILGRUPPE SUBCONJUNTO DE LA PUERTA	1-99	5101-MQ	<b>SPONGE</b> EPONGE SCHWAMM ESPONJA	1
5101-IA	<b>BOLT</b> BOULON SCHRAUBE PERNO	2	5101-NJ	<b>BAR SUB-ASSY</b> SOUS-ENS. DE BAR STAB-TEILGRUPPE SUBCONJUNTO DEL BARRA	1
5101-IK	<b>COLLAR</b> COLLIER BUCHSE COLLAR	8	5101-NT	<b>BUSHING</b> BAGUE BUCHSE BUJE	2
5101-JB	<b>PLATE SUB-ASSY</b> SOUS-ENS. DE PLAQUE PLATTEN-TEILGRUPPE SUBCONJUNTO DE PLACA	1	5101-NU	<b>SPRING</b> RESSORT FEDER RESORTE	1
5101-JL	<b>BRACKET SUPPORT</b> TRAGER SOPORTE	1	5101-NX	<b>BUSHING</b> BAGUE BUCHSE BUJE	2
5101-LI	<b>NUT</b> ECROU MUTTER TUERCA	2	5101-PJ	<b>BRACKET SUPPORT</b> TRAGER SOPORTE	1
5101-LU	<b>SPONGE</b> EPONGE SCHWAMM ESPONJA	2	5101-RI	<b>BOLT</b> BOULON SCHRAUBE PERNO	2
5101-MA	<b>BRACKET SUB-ASSY</b> SOUS-ENS. DE SUPPORT TRAGER-TEILGRUPPE SUBCONJUNTO DE LA SOPORTE	1	5101-RJ	<b>BOLT</b> BOULON SCHRAUBE PERNO	2
5101-MB	<b>BOLT</b> BOULON SCHRAUBE PERNO	2	5101-RP	<b>DOOR SUB-ASSY, FRONT, RH</b> SOUS-ENS. DE PORTE TUR-TEILGRUPPE SUBCONJUNTO DE LA PUERTA	1
5101-MM	<b>BOLT</b> BOULON SCHRAUBE PERNO	4	5101-SD	<b>BOLT</b> BOULON SCHRAUBE PERNO	2

<b>5101</b>		<b>FRAME &amp; WEIGHT CADRE &amp; POIDS</b>		<b>RAHMEN &amp; GEGENGEWICHT BASTIDOR Y CONTRAPESO</b>	
<b>PART NAME CODE</b>	<b>PART NAME</b>	<b>QTY</b>	<b>PART NAME CODE</b>	<b>PART NAME</b>	<b>QTY</b>
5101-TK	<b>STOPPER, BATTERY</b> BUTEE ANSCHLAG TOPE	1			
5101-TZ	<b>PILLAR SUB-ASSY</b> SOUS-ENS. DE PILLIER SAULEN-TEILGRUPPE SUBCONJUNTO DE PILAR	1			
5101-VA	<b>BOLT</b> BOULON SCHRAUBE PERNO	1			
5101-YH	<b>BOSS</b> BOSSAGE FLANSCH TETON	6			

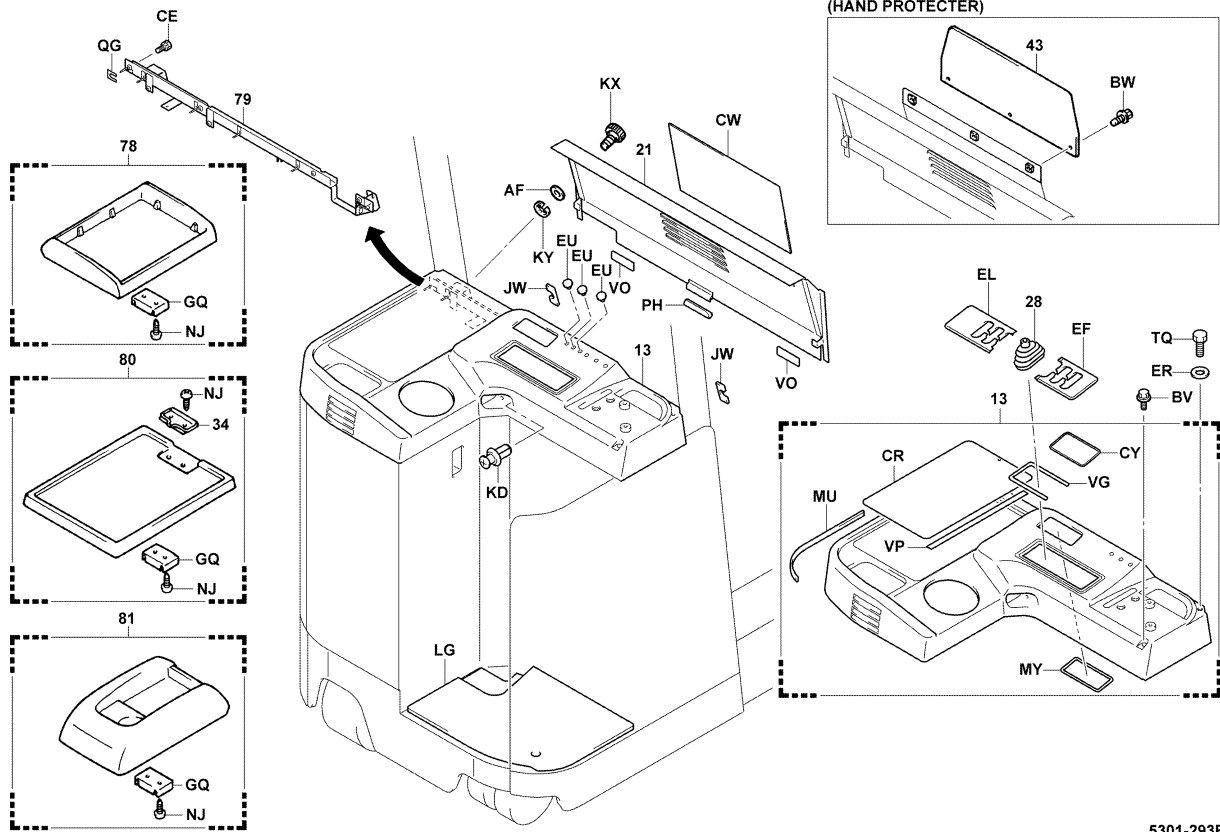


5301

INSTRUMENT PANEL & FLOOR  
PANNEAU D'INSTRUMENT & PLANCHER

ARMATURCNBRETT & BODENPLATE  
PISO Y TABLERO DE INSTRUMENTOS

[1/2]



5301-293F

5301-293F

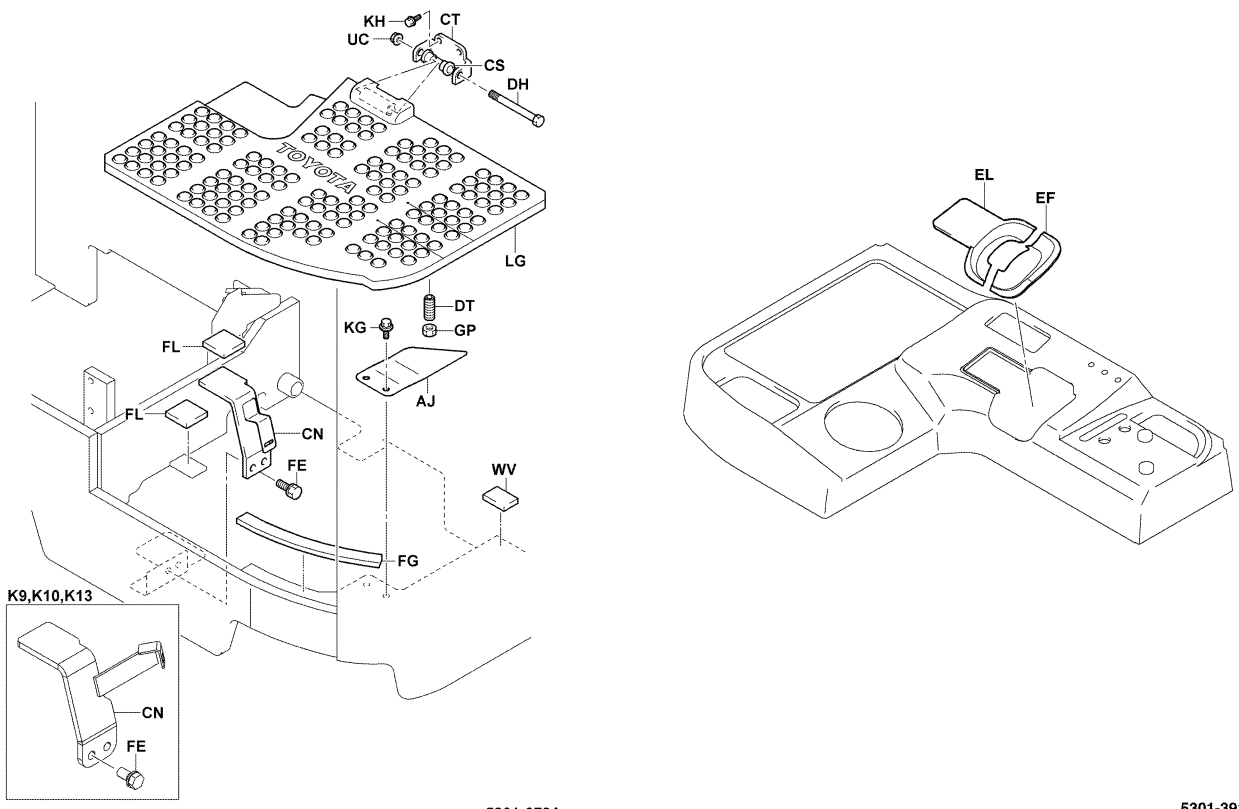
5301

INSTRUMENT PANEL & FLOOR  
PANNEAU D'INSTRUMENT & PLANCHER

ARMATURCNBRETT & BODENPLATE  
PISO Y TABLERO DE INSTRUMENTOS

[2/2,FLOOR]

(MULTI LEVER) [2/2]



5301-373A

5301-373A

5301-391

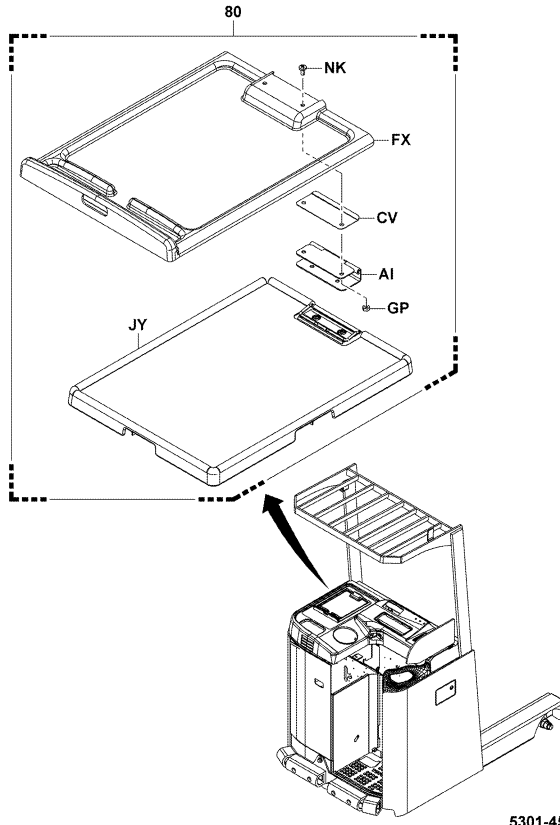
5301-391\_

**5301**

**INSTRUMENT PANEL & FLOOR**  
**PANNEAU D'INSTRUMENT & PLANCHER**

**ARMATURCNBRETT & BODENPLATE**  
**PISO Y TABLERO DE INSTRUMENTOS**

(A4-BINDER W/CLR) [3/3]



5301-453

5301-453\_

**5301**

**INSTRUMENT PANEL & FLOOR**  
**PANNEAU D'INSTRUMENT & PLANCHER**

**ARMATURCNBRETT & BODENPLATE**  
**PISO Y TABLERO DE INSTRUMENTOS**

PART NAME CODE	PART NAME	QTY	PART NAME CODE	PART NAME	QTY
5301-13	PANEL ASSY, INSTRUMENT ENS. DE PANNEAU TAFEL, VOLLST. CONJUNTO DEL PANEL	1	5301-AH	COVER COUVERCLE DECKEL CUBIERTA	1
5301-21	PANEL SUB-ASSY, FR SOUS-ENS. DE PANNEAU TAFEL-TEILGRUPPE SUBCONJUNTO DEL PANEL	1	5301-AI	HINGE SUB-ASSY SOUS-ENS. DE CHARNIERE SCHARNIER-TEILGRUPPE SUBCONJUNTO DE BISAGRA	1
5301-28	BOOT COFFRE MANSCHETTE FORRO	3	5301-BP	WASHER, PLATE RODELLE UNTERLEGSSCHEIBE ARANDELA	1
5301-34	CLAMP SUB-ASSY, PAPER SOUS-ENS. DE PINCE KLEMMEN-TEILGRUPPE SUBCONJUNTO DE ABRAZADERA	1	5301-BV	BOLT BOULON SCHRAUBE PERNO	1
5301-43	PROTECTOR, HAND PROTECTEUR SCHUTZABDECKUNG PROTECTOR	1	5301-BW	BOLT BOULON SCHRAUBE PERNO	3
5301-78	TRAY ASSY ENS. DE SUPPORT TROG, VOLLST. CONJUNTO DE LA BANDEJA	1	5301-CE	BOLT BOULON SCHRAUBE PERNO	2
5301-79	RIB SUB-ASSY SOUS-ENS. DE NERVURE RIPPEN-TEILGRUPPE SUBCONJUNTO DE REBPRDE	1	5301-CN	PLATE PLAQUE PLATTE PLACA	1
5301-80	BOARD ASSY NES. DE PANNEAU BRETT, VOLLST. CONJUNTO DEL TABLERO	1	5301-CR	PLATE PLAQUE PLATTE PLACA	1
5301-81	BOX ASSY ENS. DE BOITIER KASTEN, VOLLST. CONJUNTO DE LA CAJA	1	5301-CS	BUSHING BAGUE BUCHSE BUJE	1-2
5301-AF	WASHER, PLATE RODELLE UNTERLEGSSCHEIBE ARANDELA	2	5301-CT	PLATE PLAQUE PLATTE PLACA	1

5301		INSTRUMENT PANEL & FLOOR PANNEAU D'INSTRUMENT & PLANCHER		ARMATURCNBRETT & BODENPLATE PISO Y TABLERO DE INSTRUMENTOS	
PART NAME CODE	PART NAME	QTY	PART NAME CODE	PART NAME	QTY
5301-CV	PLATE PLAQUE PLATTE PLACA	1	5301-FL	CUSHION COUSSIN POLSTER ALMOHADILLA	2
5301-CW	RUBBER CAOUTCHOUC GUMMI GOMA	1	5301-FX	COVER COUVERCLE DECKEL CUBIERTA	1
5301-CY	RUBBER CAOUTCHOUC GUMMI GOMA	1	5301-GP	NUT ECROU MUTTER TUERCA	2
5301-DH	PIN GOUPILLE STIFT PASADOR	1	5301-GQ	MAGNET AIMANT MAGNET MAGNETO	1-2
5301-EF	COVER COUVERCLE DECKEL CUBIERTA	1	5301-JW	CUSHION COUSSIN POLSTER ALMOHADILLA	2
5301-EL	COVER, PANEL COUVERCLE DECKEL CUBIERTA	1	5301-JY	BOARD PANNEAU BRETT TABLERO	1
5301-ER	WASHER, PLATE RODELLE UNTERLEGSCHIEBE ARANDELA	6	5301-KD	CLIP AGRAFE CLIP FIJADOR	1
5301-EU	GROMMET RONDELLE ISOLANTE DURCHFUHRUNG ANILLO PROTECTOR	1	5301-KH	BOLT BOULON SCHRAUBE PERNO	2
5301-FE	BOLT BOULON SCHRAUBE PERNO	2	5301-KX	KNOB BOULE KNOPF MANDO	2
5301-FG	CUSHION COUSSIN POLSTER ALMOHADILLA	1	5301-KY	RING, E ANNEAU RING ANILLO	2

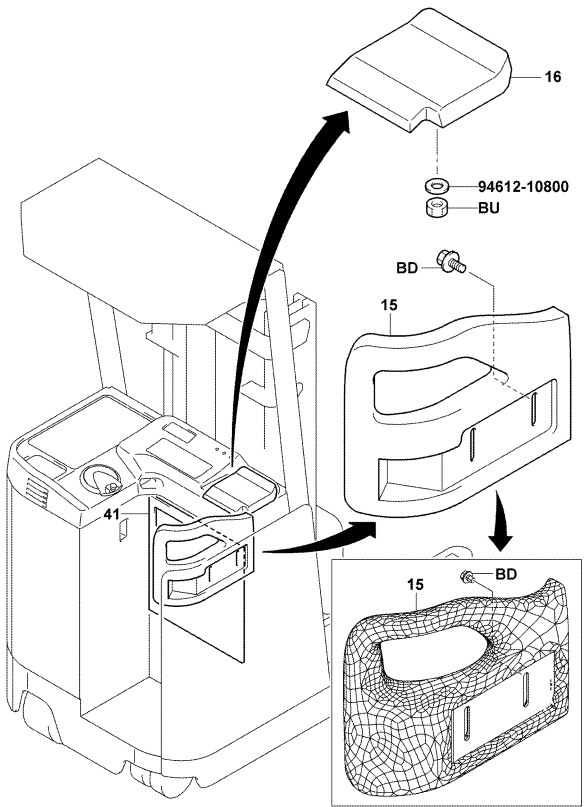
5301		INSTRUMENT PANEL & FLOOR PANNEAU D'INSTRUMENT & PLANCHER		ARMATURCNBRETT & BODENPLATE PISO Y TABLERO DE INSTRUMENTOS	
PART NAME CODE	PART NAME	QTY	PART NAME CODE	PART NAME	QTY
5301-LG	FLOOR SUB-ASSY, NO.1 SOUS-ENS. DE PLANCHER BODEN-TEILGRUPPE SUBCONJUNTO DEL PISO	1	5301-VO	SPONGE EPONGE SCHWAMM ESPONJA	2
5301-MU	SPONGE EPONGE SCHWAMM ESPONJA	1	5301-VP	TAPE RUBAN BAND CINTA	2
5301-MY	SPONGE EPONGE SCHWAMM ESPONJA	1	5301-VW	CUSHION COUSSIN POLSTER ALMOHADILLA	1
5301-NJ	SCREW VIS SCHRAUBE TORNILLO	2-4			
5301-NK	SCREW VIS SCHRAUBE TORNILLO	2			
5301-PH	COLLAR COLLIER BUCHSE COLLAR	1			
5301-TQ	BOLT BOULON SCHRAUBE PERNO	6			
5301-TS	BOLT BOULON SCHRAUBE PERNO	6			
5301-UC	NUT ECROU MUTTER TUERCA	1			
5301-VG	SPONGE EPONGE SCHWAMM ESPONJA	1			

**5308**

**DRIVER SEAT  
SIEGE DU CONDUCTEUR**

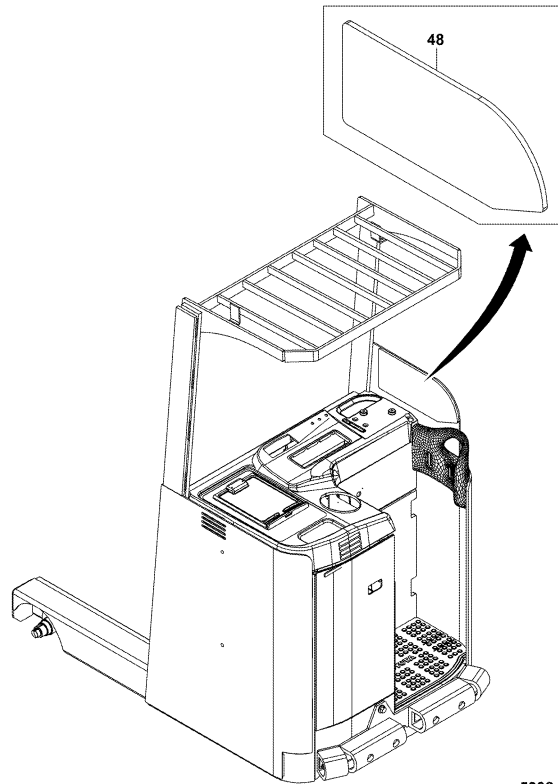
**FAHRERSITZ  
ASIENTO DEL CONDUCTOR**

(SIDE PROTECTOR) [2/2]



5308-251B

5308-251B



5308-378

5308-378

**5308**

**DRIVER SEAT  
SIEGE DU CONDUCTEUR**

**FAHRERSITZ  
ASIENTO DEL CONDUCTOR**

PART NAME CODE	PART NAME	QTY	PART NAME CODE	PART NAME	QTY
5308-15	SEAT ASSY, BACK ENS. DE SIEGE SITZ, VOLLST. CONJUNTO DEL ASIENTO	1			
5308-16	PAD ASSY ENS. DE TAMPON KLOTZ, VOLLST. CONJUNTO DE LA ALMOHADILLA	1			
5308-41	PAD, SIDE TAMPON KLOTZ ALMOHADILLA	1			
5308-48	PAD, ELBOW TAMPON KLOTZ ALMOHADILLA	1			
5308-BD	BOLT BOULON SCHRAUBE PERNO	2			
5308-BU	NUT ECROU MUTTER TUERCA	2			

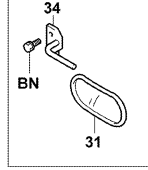
5401

HEAD GUARD & ACCESSORY  
GARDE AVANT & ACCESSOIRE

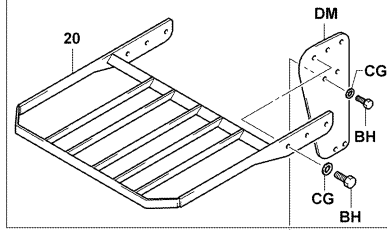
FAHRER SCHUTZDACH & ZUBEHÖR  
PROTECTOR Y ACCESORIOS DE PARTE SUPERIOR

(RESIN ROOF) [3/3]

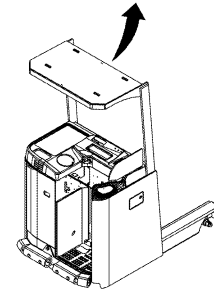
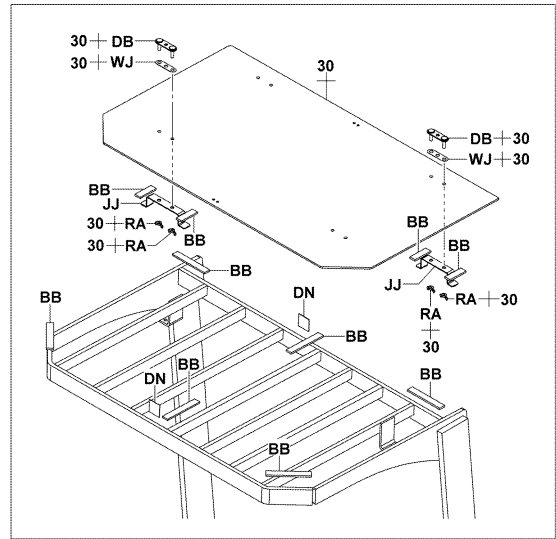
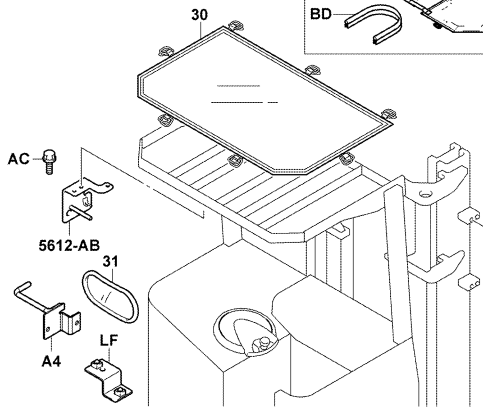
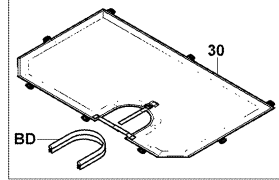
(STEEL CABIN)



(SLIDE TYPE H/G)



(ROTARY LAMP)



5401-252D

5401-252D

5401-447

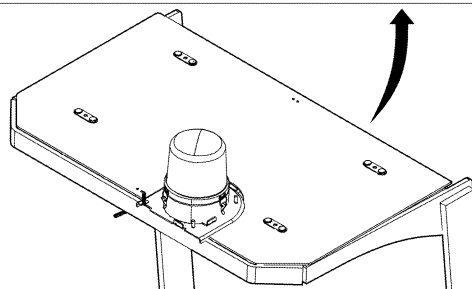
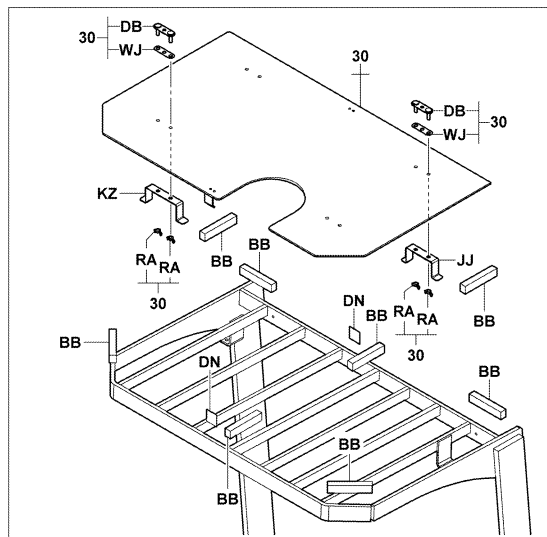
5401-447\_

5401

HEAD GUARD & ACCESSORY  
GARDE AVANT & ACCESSOIRE

FAHRER SCHUTZDACH & ZUBEHÖR  
PROTECTOR Y ACCESORIOS DE PARTE SUPERIOR

(RESIN ROOF..ROTARY UPR OHG, LED ROTARY LAMP) [3/3]



5401-549

5401-549\_

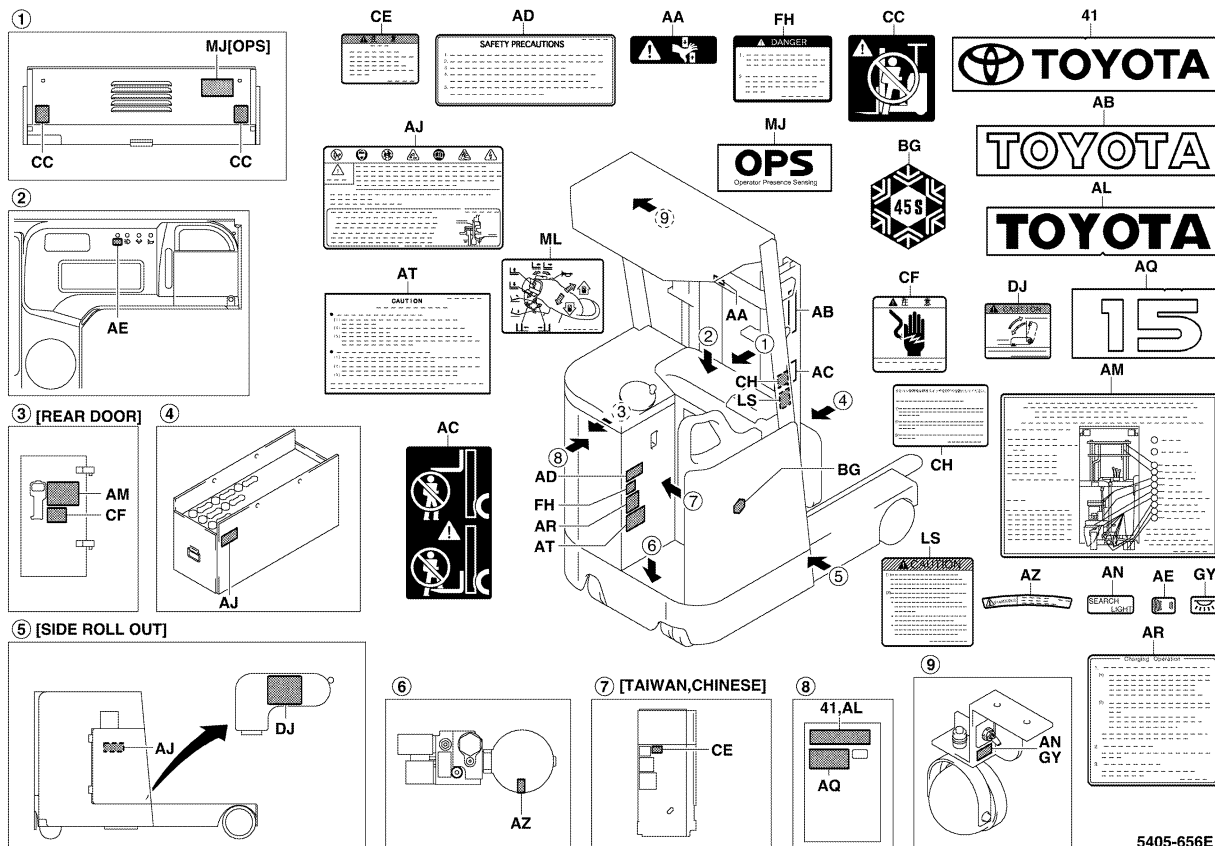
<b>5401</b>		<b>HEAD GUARD &amp; ACCESSORY GARDE AVANT &amp; ACCESSOIRE</b>		<b>FAHRER SCHUTZDACH &amp; ZUBEHÖR PROTECTOR Y ACCESORIOS DE PARTE SUPERIOR</b>	
<b>PART NAME CODE</b>	<b>PART NAME</b>	<b>QTY</b>	<b>PART NAME CODE</b>	<b>PART NAME</b>	<b>QTY</b>
<b>5401-20</b>	<b>GUARD SUB-ASSY, HEAD</b> SOUS-ENS. DE PROTECTEUR SCHUTZBLECH-TEILGRUPPE SUBCONJUNTO DE PROTECTOR	<b>1</b>	<b>5401-LF</b>	<b>PLATE</b> PLAQUE PLATTE PLACA	<b>1</b>
<b>5401-30</b>	<b>SHEET SUB-ASSY, HEAD GUARD</b> ENS. AUXILIAIRE DE TOLE DACHABDECKUNGS-TEILGRUPPE SUBCONJUNTO DE CHAPA	<b>1</b>	<b>5401-RA</b>	<b>NUT</b> ECROU MUTTER TUERCA	<b>8</b>
<b>5401-31</b>	<b>MIRROR SUB-ASSY, BACK</b> SOUS-ENS. DE RETROVISEUR SPIEGEL-TEILGRUPPE SUBCONJUNTO DEL RETROVISOR	<b>1-2</b>	<b>5401-WJ</b>	<b>TAPE</b> RUBAN BANDA CINTA	<b>4</b>
<b>5401-A4</b>	<b>BRACKET SUB-ASSY, MIRROR</b> SOUS-ENS. DE SUPPORT TRÄGER-TEILGRUPPE SUBCONJUNTO DE LA SOPORTE	<b>1-2</b>			
<b>5401-AC</b>	<b>BOLT</b> BOULON SCHRAUBE PERNO	<b>2-4</b>			
<b>5401-BB</b>	<b>SPONGE</b> EPONGE SCHWAMM ESPONJA	<b>10</b>			
<b>5401-DB</b>	<b>PLATE SUB-ASSY</b> SOUS-ENS. DE PLAQUE PLATTEN-TEILGRUPPE SUBCONJUNTO DE PLACA	<b>4</b>			
<b>5401-DN</b>	<b>RUBBER</b> CAOUTCHOUC GUMMI GOMA	<b>2</b>			
<b>5401-JJ</b>	<b>PLATE</b> PLAQUE PLATTE PLACA	<b>2</b>			
<b>5401-KZ</b>	<b>PLATE</b> PLAQUE PLATTE PLACA	<b>2</b>			

<b>5401</b>		<b>HEAD GUARD &amp; ACCESSORY GARDE AVANT &amp; ACCESSOIRE</b>		<b>FAHRER SCHUTZDACH &amp; ZUBEHÖR PROTECTOR Y ACCESORIOS DE PARTE SUPERIOR</b>	
<b>PART NAME CODE</b>	<b>PART NAME</b>	<b>QTY</b>	<b>PART NAME CODE</b>	<b>PART NAME</b>	<b>QTY</b>

5405

INDICATOR PLATE  
PLAQUE D'INDICATEUR

ANZEIGESCHILD  
PLACA INDICADORA



5405-656E

5405-656E

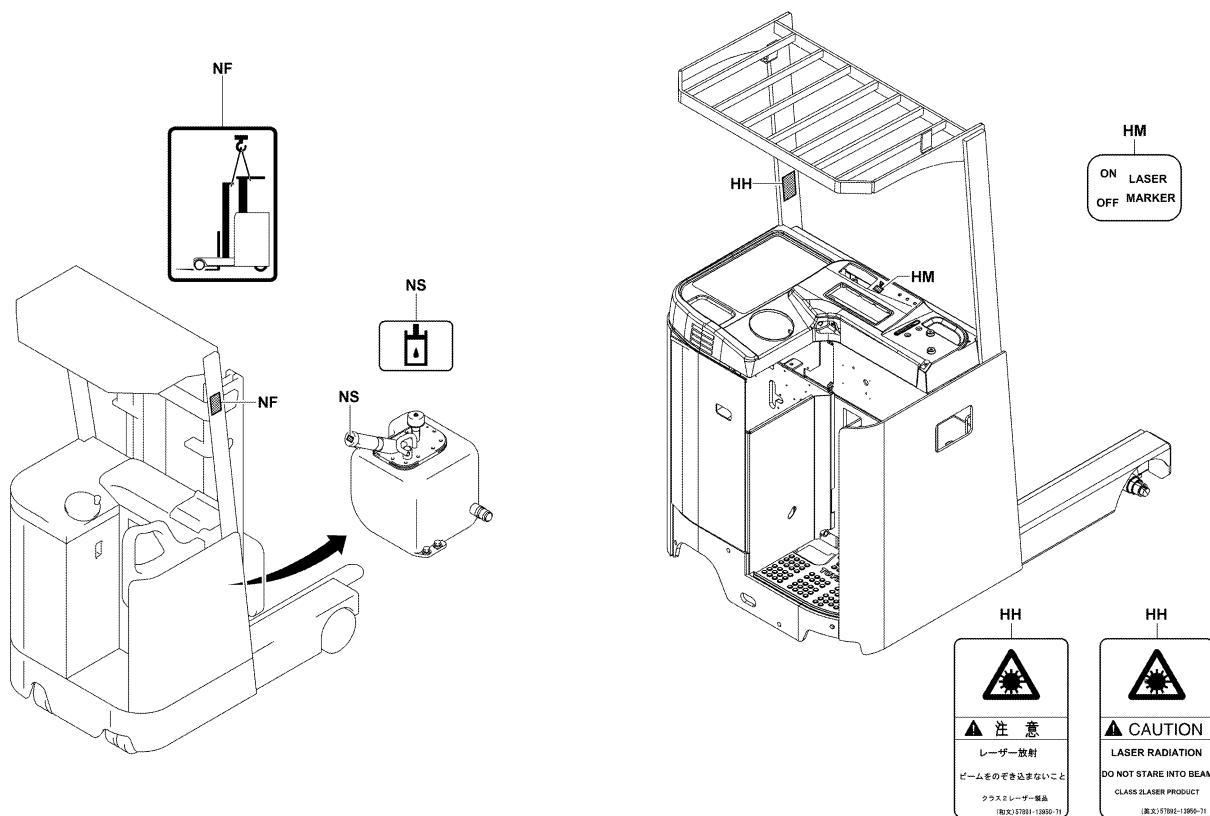
5405

INDICATOR PLATE  
PLAQUE D'INDICATEUR

ANZEIGESCHILD  
PLACA INDICADORA

10,13,15,18 (CHINESE..CHINA CERTIFICA) [2/2]

(LASER MARKER) [4/4]



5405-895

5405-A54A

5405-895\_

5405-A54A

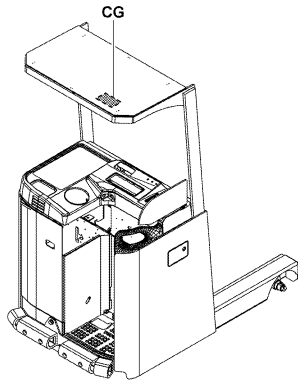
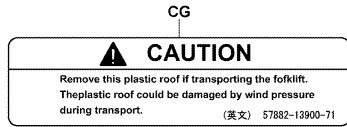
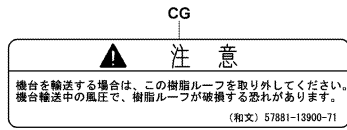
5405

INDICATOR PLATE  
PLAQUE D'INDICATEUR

ANZEIGESCHILD  
PLACA INDICADORA

(RESIN ROOF) [5/5]

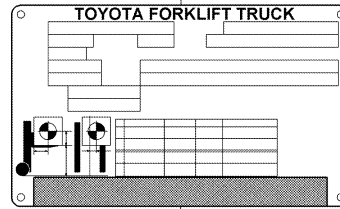
(EXPORT SPEC..IN-LBS..ENGLISH&IN-LBS) [CAUTION ON NAME PLATE]



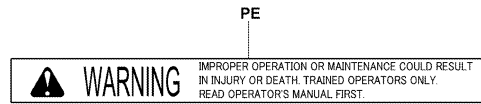
5405-B83

5405-B83\_

[NAME PLATE]



PE



5405-D10

5405-D10\_

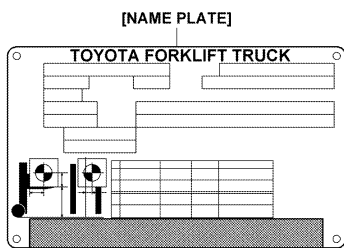
5405

INDICATOR PLATE  
PLAQUE D'INDICATEUR

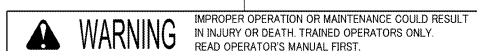
ANZEIGESCHILD  
PLACA INDICADORA

(EXPORT SPEC..IN-LBS..ENGLISH) [CAUTION ON NAME PLATE]

14,15,18,S14,S15,S18 (LI-ION BATTERY) "A0172" [LI-ION BATTER

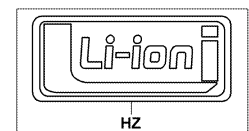


PE

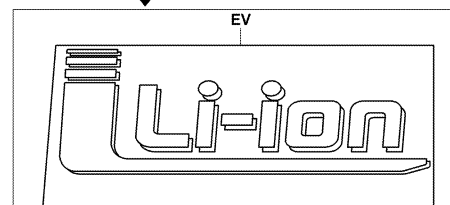
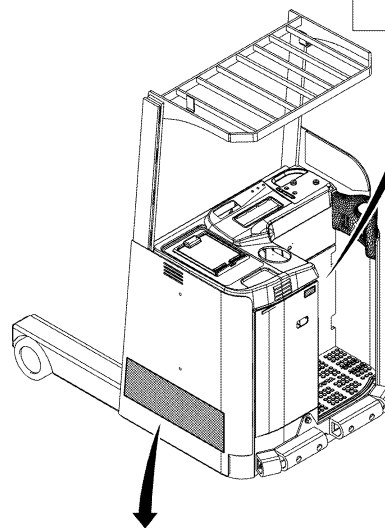


5405-D10

5405-D10\_



HZ



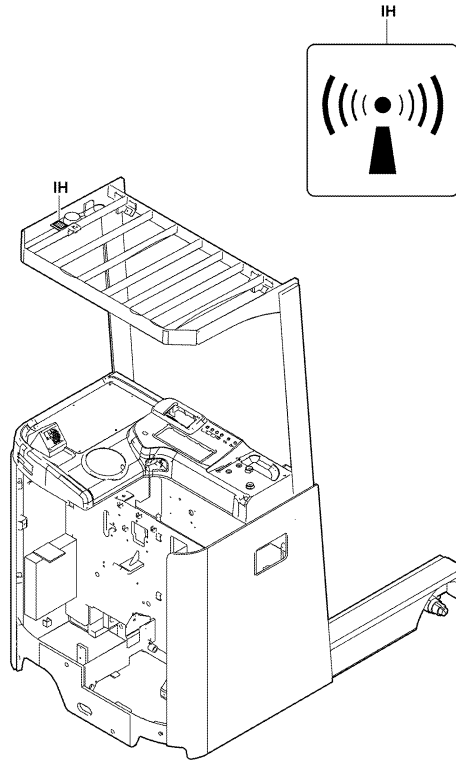
5405-F20

5405-F20\_



**5405**INDICATOR PLATE  
PLAQUE D'INDICATEURANZEIGESCHILD  
PLACA INDICADORA

14,15,18,S14,S15,S18 (TELEMATICS W/10) [CAUTION PLATE]



5405-F21

5405-F21\_

**5405**INDICATOR PLATE  
PLAQUE D'INDICATEURANZEIGESCHILD  
PLACA INDICADORA

PART NAME CODE	PART NAME	QTY	PART NAME CODE	PART NAME	QTY
5405-41	MARK, TOYOTA SYMBOL ----- MARQUE MARKIERUNG MARCA	1	5405-AQ	PLATE, CAPACITY INDICATOR ----- PLAQUE PLATTE PLACA	1
5405-AA	PLATE, CAUTION ----- PLAQUE PLATTE PLACA	99	5405-AR	PLATE, CAUTION ----- PLAQUE PLATTE PLACA	1
5405-AB	MARK, TOYOTA ----- MARQUE MARKIERUNG MARCA	2	5405-AT	PLATE, CAUTION ----- PLAQUE PLATTE PLACA	1
5405-AC	PLATE, CAUTION ----- PLAQUE PLATTE PLACA	2	5405-AY	PLATE, CAUTION ----- PLAQUE PLATTE PLACA	1
5405-AD	PLATE, CAUTION ----- PLAQUE PLATTE PLACA	1	5405-AZ	PLATE, CAUTION ----- PLAQUE PLATTE PLACA	1
5405-AE	PLATE, INDICATOR ----- PLAQUE PLATTE PLACA	1	5405-BG	PLATE, TEMPERATURE ----- PLAQUE PLATTE PLACA	1
5405-AJ	PLATE, CAUTION ----- PLAQUE PLATTE PLACA	1	5405-CC	PLATE, CAUTION ----- PLAQUE PLATTE PLACA	1-2
5405-AL	MARK, TOYOTA ----- MARQUE MARKIERUNG MARCA	1	5405-CE	PLATE, CAUTION ----- PLAQUE PLATTE PLACA	1
5405-AM	PLATE, SERVICE INDICATOR ----- PLAQUE PLATTE PLACA	1	5405-CF	PLATE, CAUTION ----- PLAQUE PLATTE PLACA	1-2
5405-AN	PLATE, INDICATOR ----- PLAQUE PLATTE PLACA	1	5405-CG	PLATE, CAUTION ----- PLAQUE PLATTE PLACA	1

5405		INDICATOR PLATE PLAQUE D'INDICATEUR		ANZEIGESCHILD PLACA INDICADORA	
PART NAME CODE	PART NAME	QTY	PART NAME CODE	PART NAME	QTY
5405-DJ	PLATE, CAUTION ----- PLAQUE PLATTE PLACA	1	5405-OP	PLATE, TERMINAL NUMBER ----- PLAQUE PLATTE PLACA	1
5405-FH	PLATE, CAUTION ----- PLAQUE PLATTE PLACA	1	5405-PE	PLATE, CAUTION ----- PLAQUE PLATTE PLACA	1
5405-GY	INDICATOR, LAMP ----- INDICATEUR ANZEIGER INDICADOR	1	5405-QG	INDICATOR ----- INDICATEUR ANZEIGER INDICADOR	1
5405-HH	PLATE, CAUTION ----- PLAQUE PLATTE PLACA	1			
5405-HM	INDICATOR ----- INDICATEUR ANZEIGER INDICADOR	1			
5405-LS	PLATE, CAUTION ----- PLAQUE PLATTE PLACA	1			
5405-MJ	MARK, SAS ----- MARQUE MARKIERUNG MARCA	1			
5405-ML	INDICATOR, MF LEVER ----- INDICATEUR ANZEIGER INDICADOR	1			
5405-NF	PLATE, CAUTION ----- PLAQUE PLATTE PLACA	1			
5405-NS	PLATE, CAUTION ----- PLAQUE PLATTE PLACA	1			

5405		INDICATOR PLATE PLAQUE D'INDICATEUR		ANZEIGESCHILD PLACA INDICADORA	
PART NAME CODE	PART NAME	QTY	PART NAME CODE	PART NAME	QTY

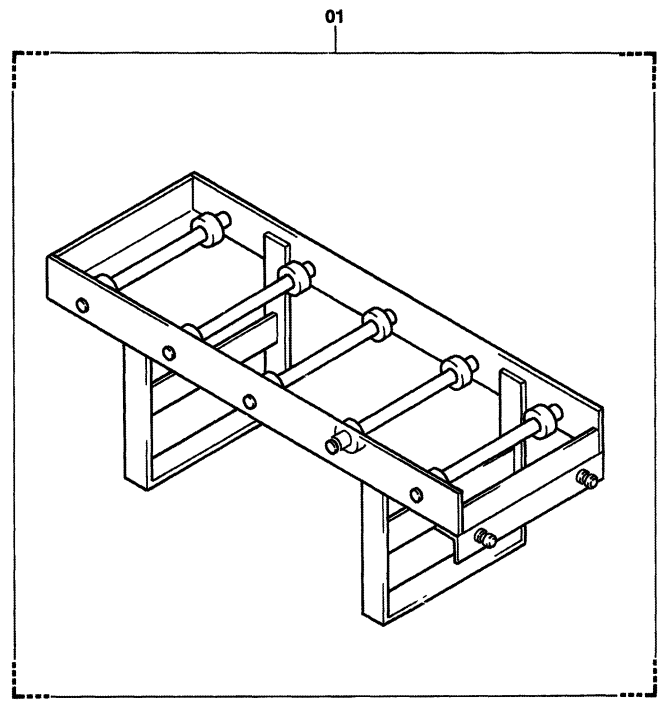
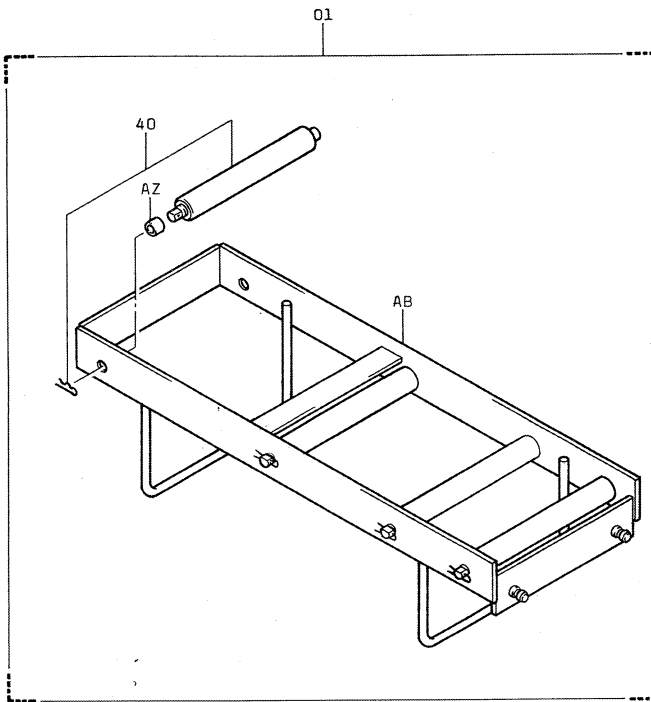
**5411**

**BATTERY STAND  
SUPPORT DE BATTERIE**

**BATERIESTÄNDER  
SOPORTE DE BATERIAS**

10,13,15,18 (BATTERY STAND)

20,25,30,S20,S25 (BATTERY STAND)



5411-011A

**5411-018**

5411-011A

5411-018\_

**5411**

**BATTERY STAND  
SUPPORT DE BATTERIE**

**BATERIESTÄNDER  
SOPORTE DE BATERIAS**

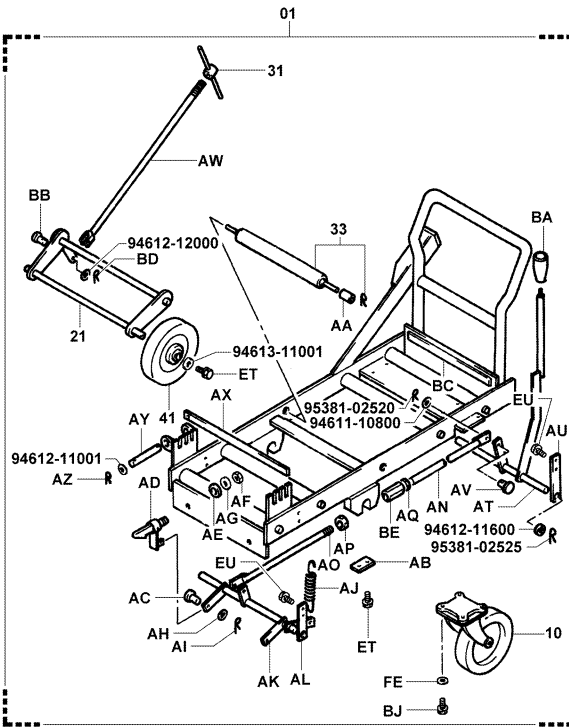
PART NAME CODE	PART NAME	QTY	PART NAME CODE	PART NAME	QTY
5411-01	STAND ASSY, BATTERY ----- ENS. DE SUPPORT STANDER, VOLLST. CONJUNTO DEL SOPORTE	1			
5411-40	ROLLER, BATTERY ----- GALET ROLLE RODILLO	4			
5411-AB	STAND SUB-ASSY, BATTERY ----- SOUS-ENS. DE SUPPORT STANDER-TEILGRUPPE SUBCONJUNTO DEL SOPORTE	1			
5411-AZ	COLLAR ----- COLLIER BUCHSE COLLAR	4			

5412

BATTERY CARRIER  
SUPPORT BATTERIE

BATTERIETRÄGER  
PORTABATERIAS

10,13,15,18 (CAR L/STAND W/R)



5412-030

5412-030\_

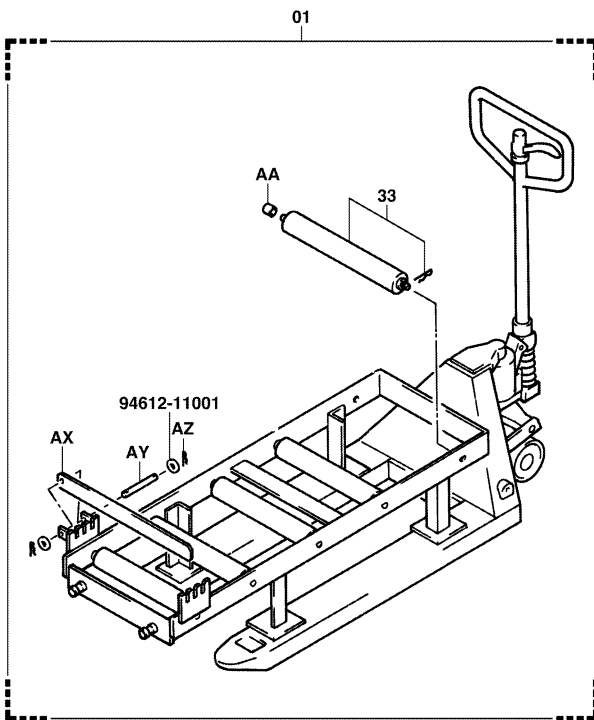
5412

BATTERY CARRIER  
SUPPORT BATTERIE

BATTERIETRÄGER  
PORTABATERIAS

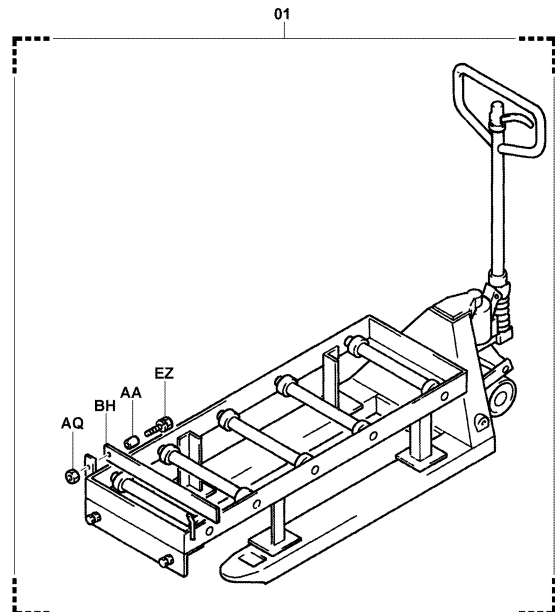
10,13,15,18 (HYD CARRIER) [1/2]

20,25,30,S20,S25 (HYD CARRIER) [1/2]



5412-005A

5412-005A



5412-003C

5412-003C

5412		BATTERY CARRIER SUPPORT BATTERIE		BATTERIETRÄGER PORTABATERIAS	
PART NAME CODE	PART NAME	QTY	PART NAME CODE	PART NAME	QTY
5412-01	CARRIER ASSY, BATTERY ENS. DE PORTEUR TRAGER, VOLLST. CONJUNTO DEL PORTADIFERENCIAL	1	5412-AF	NUT ECROU MUTTER TUERCA	2
5412-10	WHEEL ASSY ENS. DE ROUE RAD, VOLLST. CONJUNTO DE LA RUEDA	2	5412-AH	WASHER, PLATE RODELLE UNTERLEGSCHIEBE ARANDELA	2
5412-21	LEG SUB-ASSY, BATTERY CARRIER SOUS-ENS. DE PATTE BEIN-TEILGRUPPE SUBCONJUNTO DE LA PATA	1	5412-AI	PIN, COTTER GOUPILLE STIFT PASADOR	2
5412-31	HANDLE SUB-ASSY SOUS-ENS. DE POIGNEE HEBEL-TEILGRUPPE SUBCONJUNTO DEL VOLANTE DE DIRECCION	1	5412-AJ	SPRING RESSORT FEDER RESORTE	1
5412-33	ROLLER SUB-ASSY SOUS-ENS. DE GALET ROLLEN-TEILGRUPPE SUBCONJUNTO DE RODILLO	5	5412-AK	ARM SUB-ASSY, HOOK SOUS-ENS. DE BRAS ARM-TEILGRUPPE SUBCONJUNTO DEL BRAZO	1
5412-41	WHEEL ROUE RAD RUEDA	1	5412-AL	PLATE PLAQUE PLATTE PLACA	2
5412-AA	COLLAR COLLIER BUCHSE COLLAR	1-5	5412-AN	ROD SUB-ASSY, STOPPER SOUS-ENS. DE BIELLE STANGEN-TEILGRUPPE SUBCONJUNTO DE LA VARILLA	1
5412-AB	PLATE PLAQUE PLATTE PLACA	2	5412-AO	ROD SUB-ASSY, STOPPER SOUS-ENS. DE BIELLE STANGEN-TEILGRUPPE SUBCONJUNTO DE LA VARILLA	1
5412-AD	HOOK SUB-ASSY SOUS-ENS. DE CROCHET HAKEN-TEILGRUPPE SUBCONJUNTO DEL GANCHO	2	5412-AP	NUT ECROU MUTTER TUERCA	1
5412-AE	COLLAR COLLIER BUCHSE COLLAR	2	5412-AQ	NUT ECROU MUTTER TUERCA	1

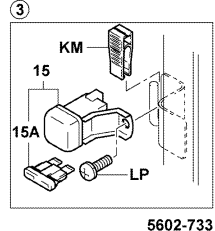
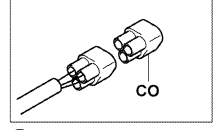
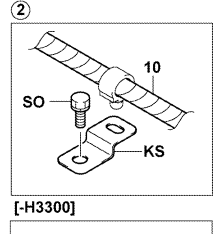
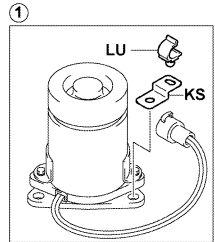
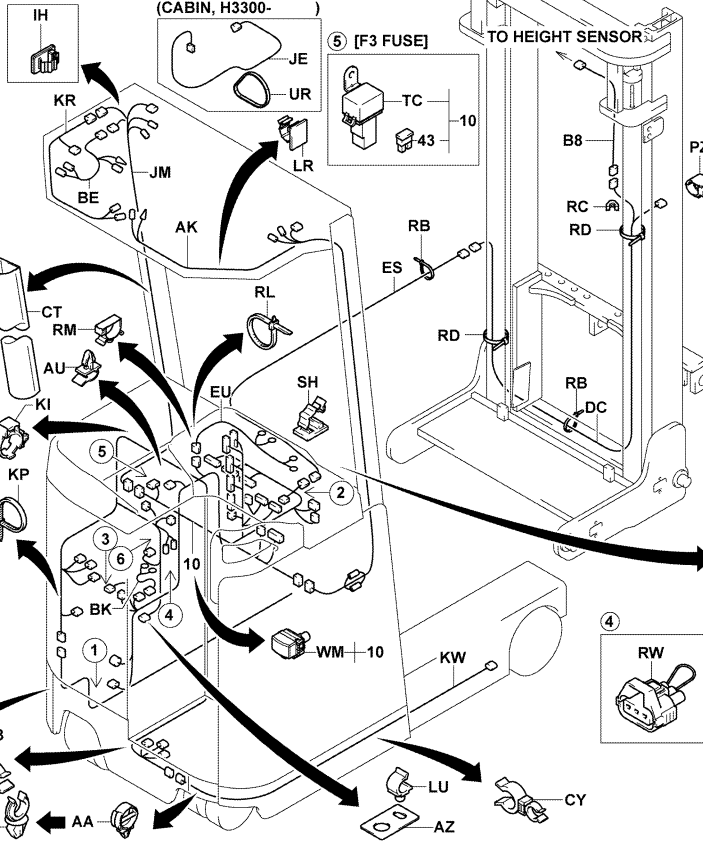
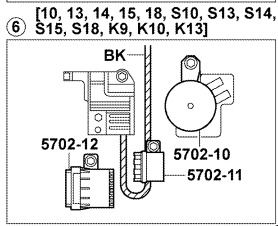
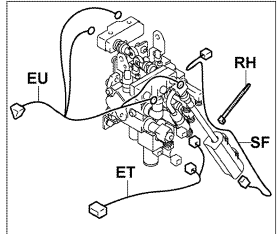
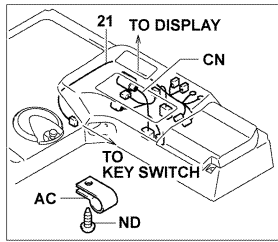
5412		BATTERY CARRIER SUPPORT BATTERIE		BATTERIETRÄGER PORTABATERIAS	
PART NAME CODE	PART NAME	QTY	PART NAME CODE	PART NAME	QTY
5412-AT	ARM SUB-ASSY SOUS-ENS. DE BRAS ARM-TEILGRUPPE SUBCONJUNTO DEL BRAZO	1	5412-BD	PIN, COTTER GOUPILLE STIFT PASADOR	1
5412-AU	PLATE PLAQUE PLATTE PLACA	2	5412-BE	TURNBUCKLE TENDEUR SPANNSCHLOSS TORNIQUETE	1
5412-AV	PIN GOUPILLE STIFT PASADOR	2	5412-BH	PLATE, STOPPER PLAQUE PLATTE PLACA	1
5412-AW	CLEVIS SUB-ASSY SOUS-ENS. DE D'CHAPE GABEKOPF-TEILGRUPPE SUBCONJUNTO DE GRILLETE	1	5412-BJ	BOLT BOULON SCHRAUBE PERNO	8
5412-AX	STOPPER BUTEE ANSCHLAG TOPE	1	5412-ET	BOLT BOULON SCHRAUBE PERNO	6
5412-AY	PIN GOUPILLE STIFT PASADOR	1	5412-EU	BOLT BOULON SCHRAUBE PERNO	4
5412-AZ	PIN, COTTER GOUPILLE STIFT PASADOR	2	5412-EZ	BOLT BOULON SCHRAUBE PERNO	1
5412-BA	KNOB BOULE KNOPF MANDO	1	5412-FE	WASHER, PLATE RODELLE UNTERLEGSCHIEBE ARANDELA	8
5412-BB	PIN GOUPILLE STIFT PASADOR	1			
5412-BC	SPONGE EPONGE SCHWAMM ESPONJA	1			

5602

WIRING & CLAMP  
CABLAGE & COLLIER

KABEL & KABELKLEMMEN  
CABLES Y ABRAZADERA

10,13,15,18..V (AUSTRALIA\_1) [1/2]



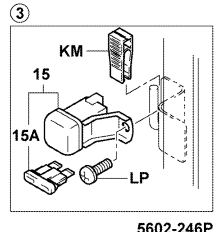
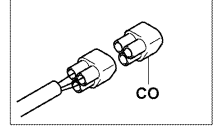
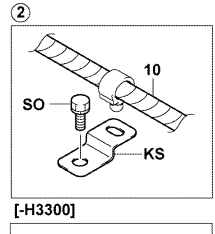
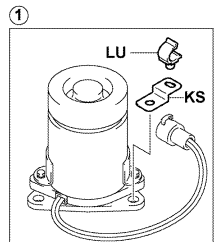
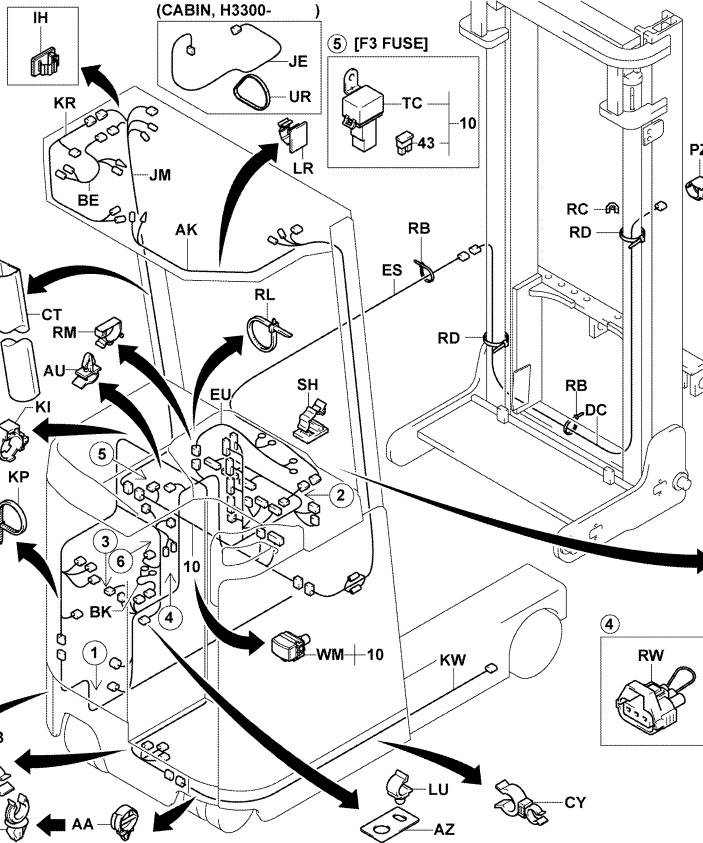
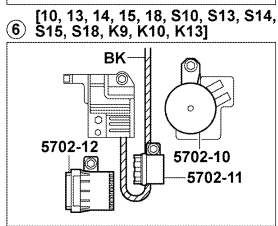
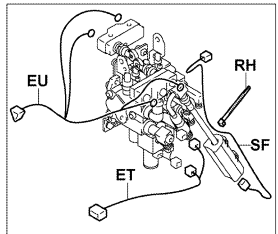
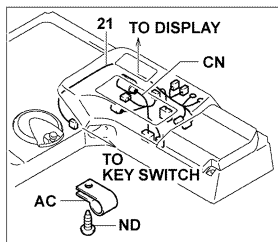
5602-733\_

5602

WIRING & CLAMP  
CABLAGE & COLLIER

KABEL & KABELKLEMMEN  
CABLES Y ABRAZADERA

[1/2]



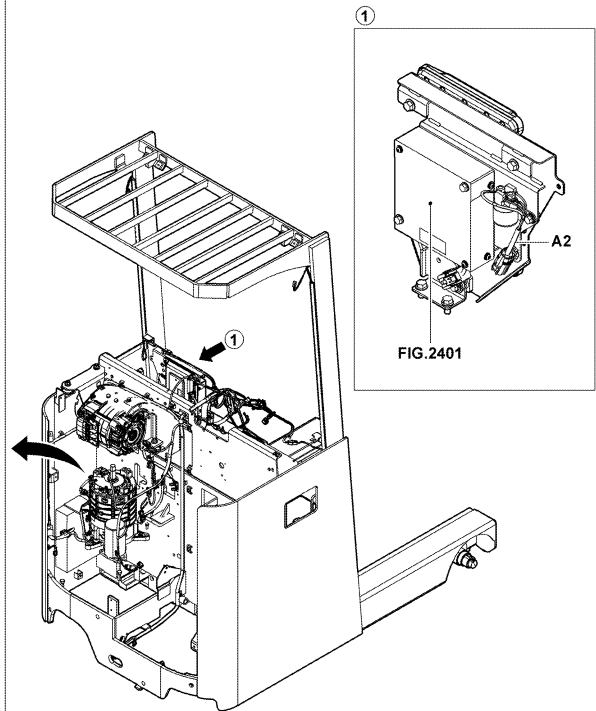
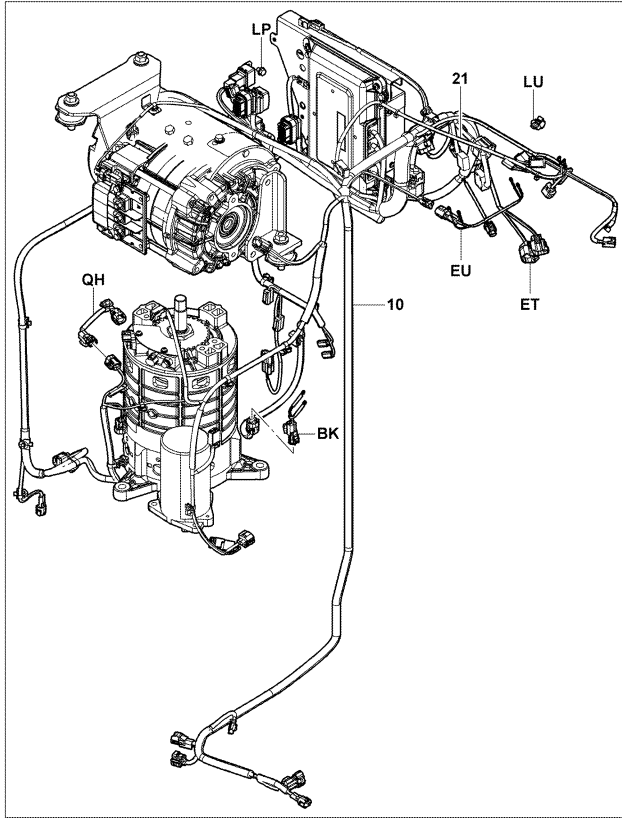
5602-246P

5602

WIRING & CLAMP  
CABLAGE & COLLIER

KABEL & KABELKLEMMEN  
CABLES Y ABRAZADERA

10,13,15,18 [1/2-2, MAIN HARNESS]



5602-564

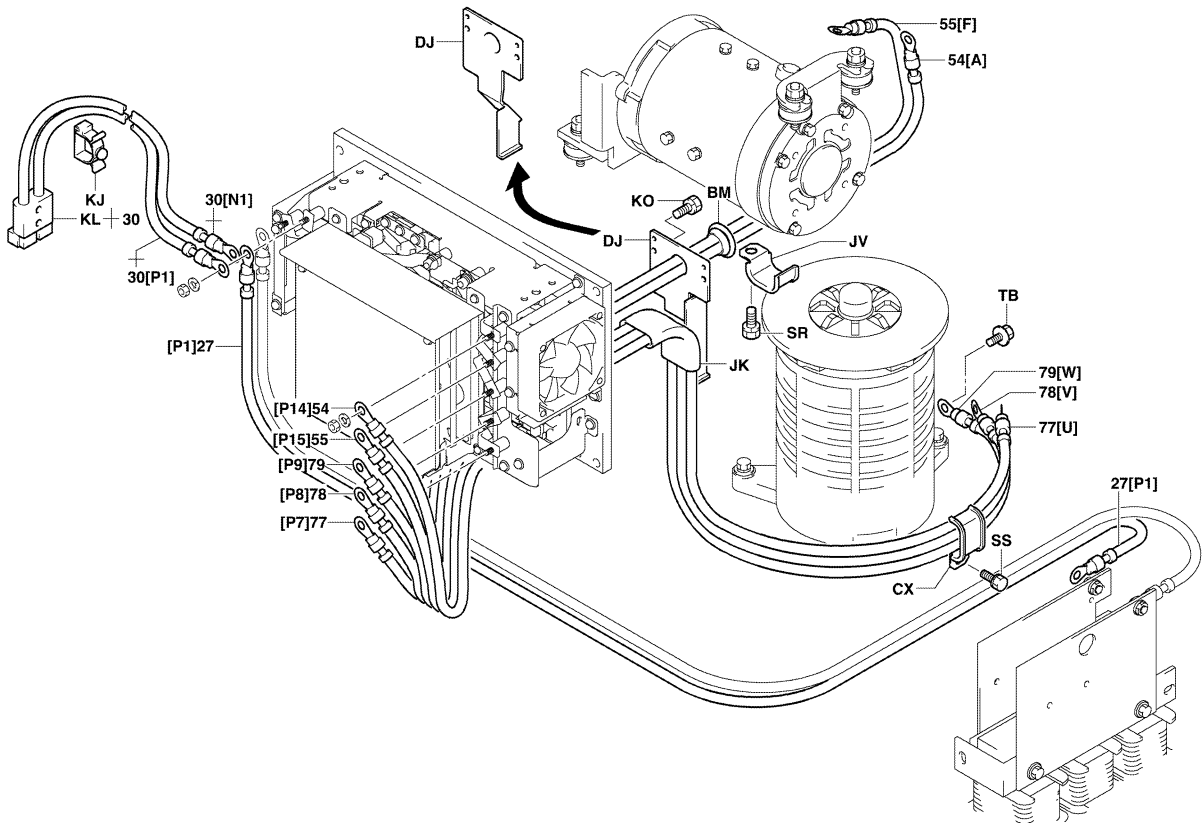
5602-564\_

5602

WIRING & CLAMP  
CABLAGE & COLLIER

KABEL & KABELKLEMMEN  
CABLES Y ABRAZADERA

[2/2]



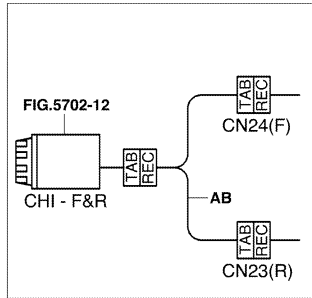
5602-247C

5602-247C

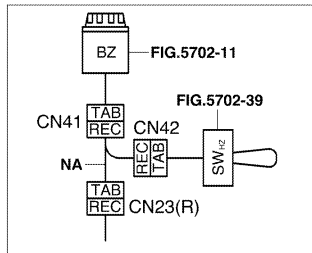
(FWD&BACK CHIME, ADJUST-VOLUME) [3/3]

(MULTI LEVER) [3/3]

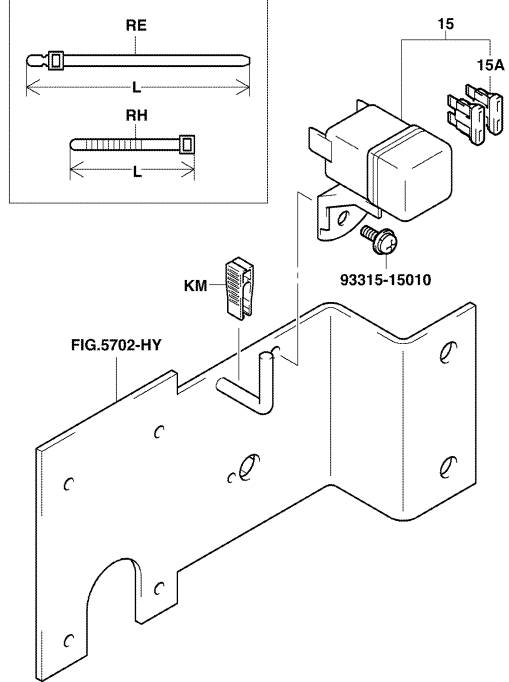
(FWD & BACK CHIME)



(ADJUST-VOLUME)



CLAMP



5602-284

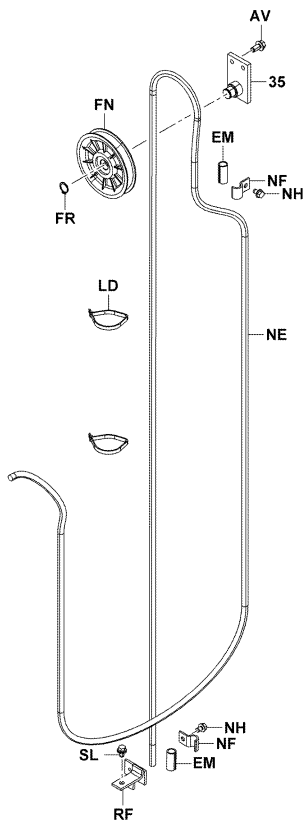
5602-284\_

5602-253B

5602-253B

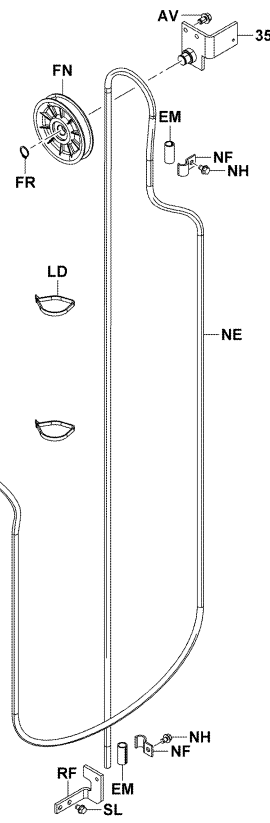
10,13,15,18..SV (LASER MARKER) [MAST,5/7]

20,25,S20,S25..SV (LASER MARKER) [MAST,5/7]



5602-410

5602-410\_



5602-412

5602-412\_



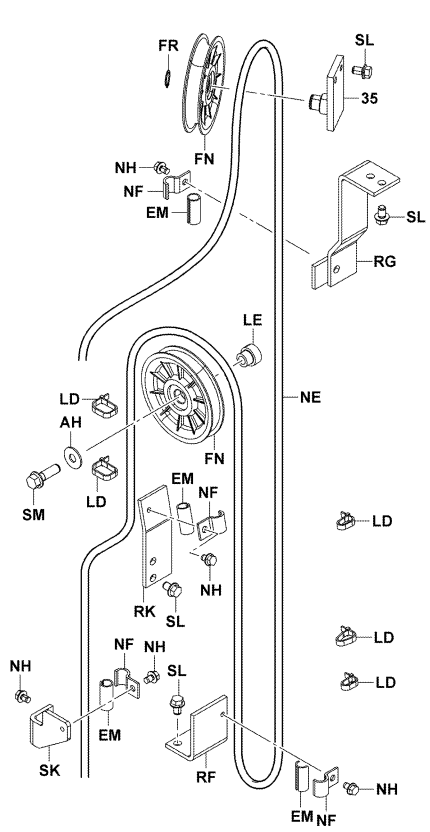
5602

WIRING & CLAMP  
CABLAGE & COLLIER

KABEL & KABELKLEMMEN  
CABLES Y ABRAZADERA

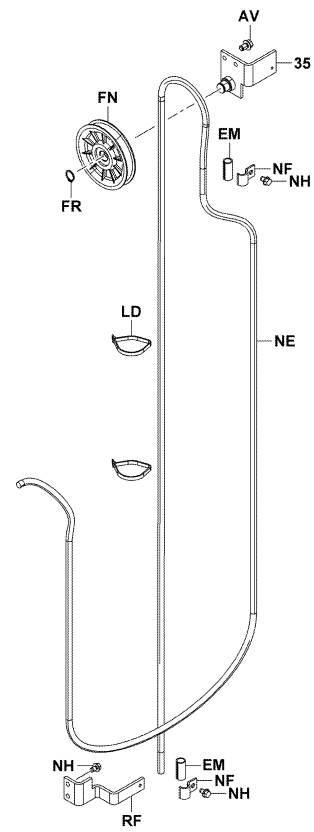
FSV (LASER MARKER) [MAST,5/7]

V (LASER MARKER) [MAST,5/7]



5602-413

5602-413\_



5602-408

5602-408\_

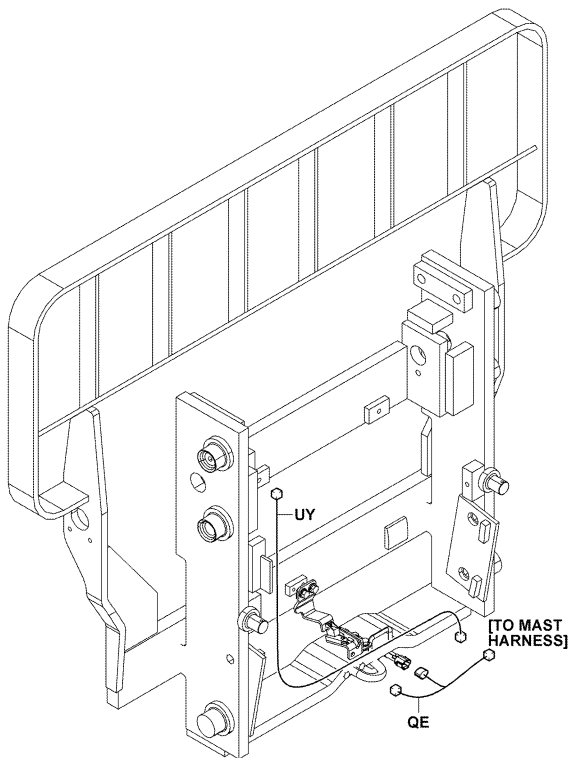
5602

WIRING & CLAMP  
CABLAGE & COLLIER

KABEL & KABELKLEMMEN  
CABLES Y ABRAZADERA

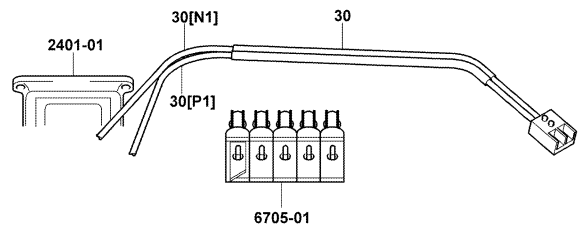
(LASER MARKER) [LIFT BRACKET,6/7]

10,13,15,18 [CONNECTOR CABLE]



5602-409

5602-409\_



5602-522

5602-522\_

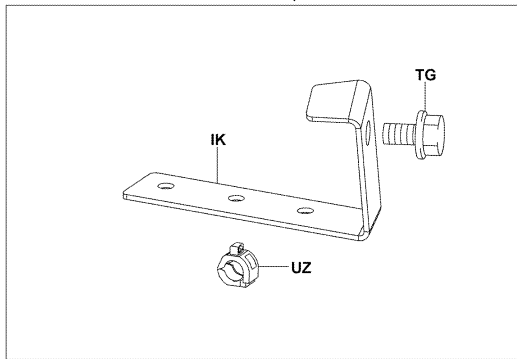
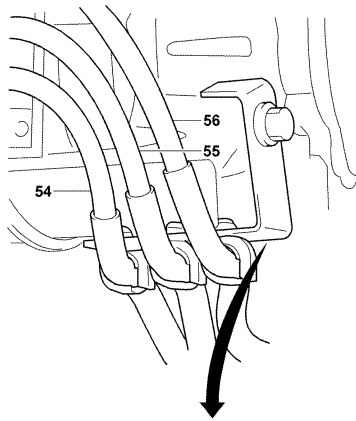
5602

WIRING & CLAMP  
CABLAGE & COLLIER

KABEL & KABELKLEMMEN  
CABLES Y ABRAZADERA

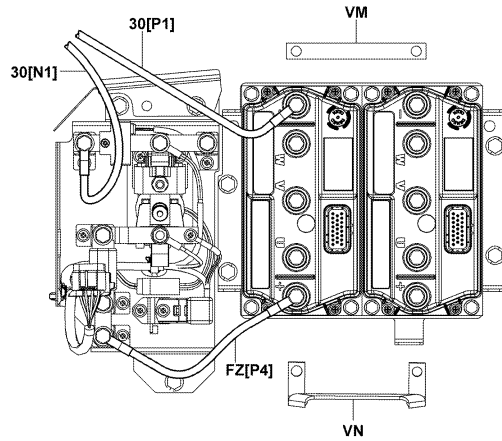
10,13,15,18 [P/M CABLE]

10,13,15,18 [P4]



5602-524

5602-524\_



5602-523

5602-523\_

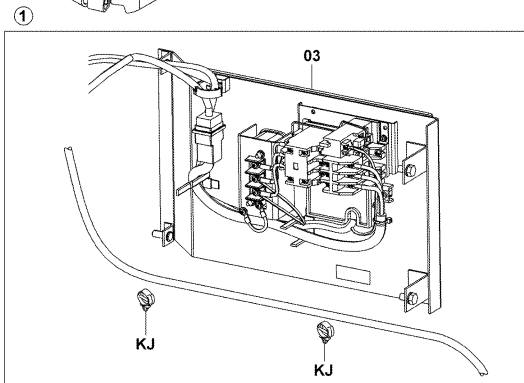
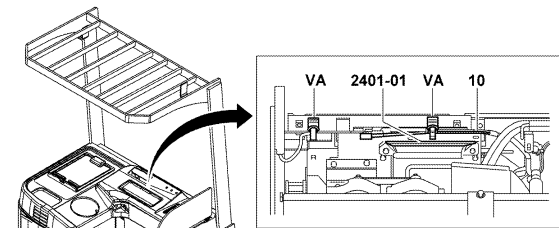
5602

WIRING & CLAMP  
CABLAGE & COLLIER

KABEL & KABELKLEMMEN  
CABLES Y ABRAZADERA

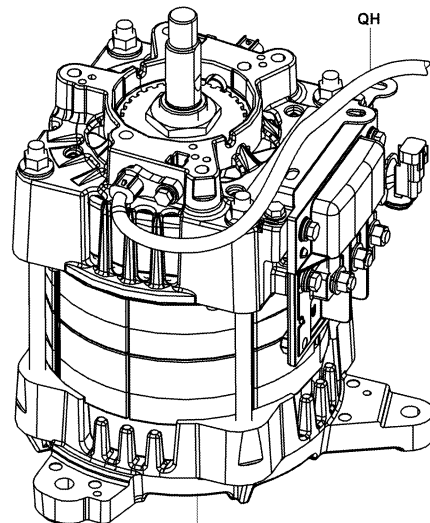
10,13,15,18 [CLAMP]

10,13,15,18 [MOTOR SENSOR]



5602-525

5602-525\_



5602-527

5602-527\_

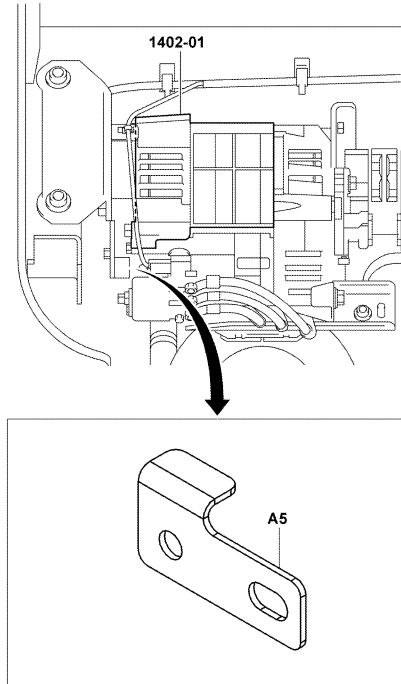
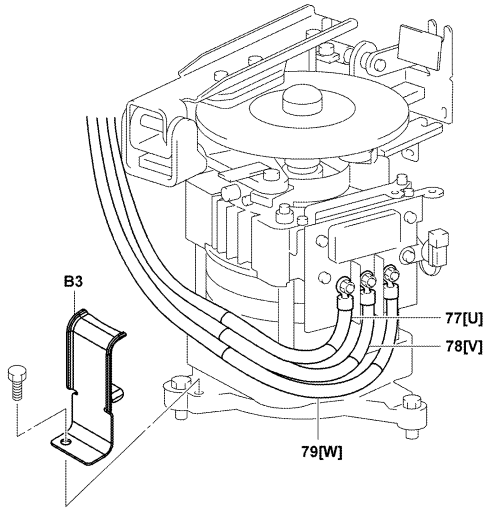
5602

WIRING & CLAMP  
CABLAGE & COLLIER

KABEL & KABELKLEMMEN  
CABLES Y ABRAZADERA

10,13,15,18 [DRIVE MOTOR]

10,13,15,18 [BRACKET, THERMO SENSOR]



5602-528

5602-528\_

5602-529

5602-529\_

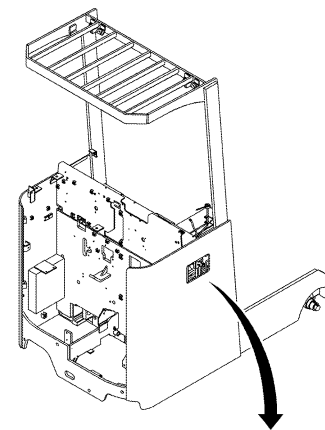
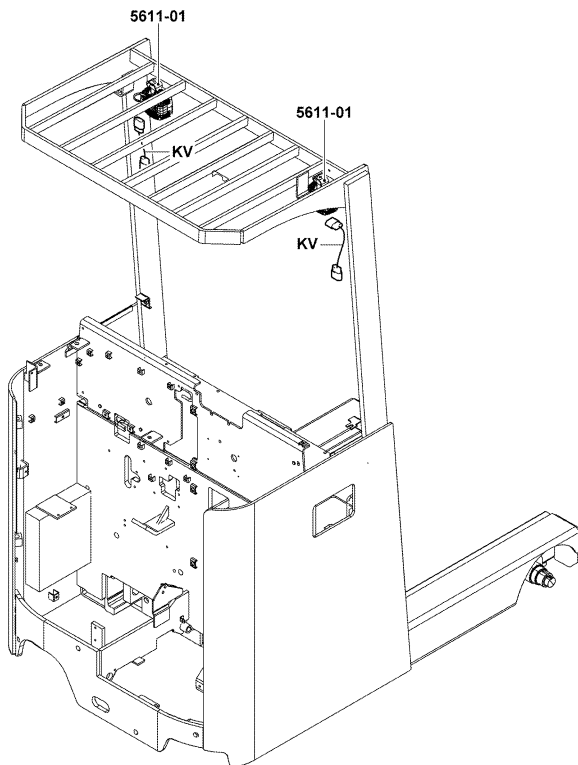
5602

WIRING & CLAMP  
CABLAGE & COLLIER

KABEL & KABELKLEMMEN  
CABLES Y ABRAZADERA

(LED HEADLIGHT) [HEAD LAMP WIRE]

10,13,15,18 [BATTERY LEVEL SENSOR WIRE]



5602-560

5602-560\_

5602-601

5602-601\_

5602		WIRING & CLAMP CABLAGE & COLLIER		KABEL & KABELKLEMMEN CABLES Y ABRAZADERA	
PART NAME CODE	PART NAME	QTY	PART NAME CODE	PART NAME	QTY
5602-10	HARNESS ASSY, WIRING ENS. DE FAISCEAU KABELBUM, VOLLST. CONJUNTO DEL RAMAL DE CABLES	1	5602-56	WIRING, PUMP MOTOR, NO.3 FAISCEWU DE RILE VERKABELUNG CONEXIONES	1
5602-15	FUSE ASSY ENS. DE FUSIBLE SICHERUNGS, VOLLST. CONJUNTO DE FUSIBLE	1	5602-77	WIRING SUB-ASSY, DRIVE MOTOR SOUS-ENS. DE FAISCEWU DE RILE VERKABELUNGS-TEILGRUPPE SUBCONJUNTO DE CONEXIONES	1
5602-15A	FUSE FUSIBLE SICHERUNG FUSIBLE	2	5602-78	WIRING SUB-ASSY, DRIVE MOTOR SOUS-ENS. DE FAISCEWU DE RILE VERKABELUNGS-TEILGRUPPE SUBCONJUNTO DE CONEXIONES	1
5602-21	HARNESS SUB-ASSY, PANEL SOUS-ENS. DE FAISCEAU KABELBAUM-TEILGRUPPE SUBCONJUNTO DEL RAMAL DE CABLES	1	5602-79	WIRING SUB-ASSY, DRIVE MOTOR SOUS-ENS. DE FAISCEWU DE RILE VERKABELUNGS-TEILGRUPPE SUBCONJUNTO DE CONEXIONES	1
5602-27	WIRING SUB-ASSY, TRANSFORMER, NO.1 SOUS-ENS. DE FAISCEWU DE RILE VERKABELUNGS-TEILGRUPPE SUBCONJUNTO DE CONEXIONES	1	5602-A2	WIRE FIL DRAHT ALAMBRE	1
5602-30	CONNECTOR SUB-ASSY SOUS-ENS. DE CONNECTEUR STECKVERBINDER-TEILGRUPPE SUBCONJUNTO DE CONECTOR	1	5602-A5	BRACKET SUPPORT TRAGER SOPORTE	1
5602-35	BRACKET SUB-ASSY, PULLEY SOUS-ENS. DE SUPPORT TRAGER-TEILGRUPPE SUBCONJUNTO DE LA SOPORTE	1	5602-AA	CLAMP PINSE KLEMME ABRAZADERA	2
5602-43	FUSE, F3 FUSIBLE SICHERUNG FUSIBLE	1	5602-AB	HARNESS, CHIME FAISCEAU KABELBAUM RAMAL DE CABLES	1
5602-54	WIRING, PUMP MOTOR, NO.1 FAISCEWU DE RILE VERKABELUNG CONEXIONES	1	5602-AC	CLAMP PINSE KLEMME ABRAZADERA	1-4
5602-55	WIRING, PUMP MOTOR, NO.2 FAISCEWU DE RILE VERKABELUNG CONEXIONES	1	5602-AH	WASHER, PLATE RODELLE UNTERLEGSSCHEIBE ARANDELA	1

5602		WIRING & CLAMP CABLAGE & COLLIER		KABEL & KABELKLEMMEN CABLES Y ABRAZADERA	
PART NAME CODE	PART NAME	QTY	PART NAME CODE	PART NAME	QTY
5602-AJ	NUT ECROU MUTTER TUERCA	1	5602-CN	HARNESS SUB-ASSY SOUS-ENS. DE FAISCEAU KABELBAUM-TEILGRUPPE SUBCONJUNTO DEL RAMAL DE CABLES	1
5602-AK	HARNESS FAISCEAU KABELBAUM RAMAL DE CABLES	1	5602-CO	WIRING FAISCEWU DE RILE VERKABELUNG CONEXIONES	1
5602-AU	CLAMP PINSE KLEMME ABRAZADERA	1	5602-CT	COVER, HARNESS COUVERCLE DECKEL CUBIERTA	1-2
5602-AV	BOLT BOULON SCHRAUBE PERNO	2	5602-CX	CLAMP PINSE KLEMME ABRAZADERA	1
5602-AZ	BRACKET SUPPORT TRAGER SOPORTE	1	5602-CY	CLAMP PINSE KLEMME ABRAZADERA	7-10
5602-B3	BRACKET SUB-ASSY SOUS-ENS. DE SUPPORT TRAGER-TEILGRUPPE SUBCONJUNTO DE LA SOPORTE	1	5602-DB	CLAMP PINSE KLEMME ABRAZADERA	2-3
5602-B8	WIRE, MAST SENSOR FIL DRAHT ALAMBRE	1	5602-DC	WIRING FAISCEWU DE RILE VERKABELUNG CONEXIONES	1
5602-BE	HARNESS, SEARCH LIGHT FAISCEAU KABELBAUM RAMAL DE CABLES	1	5602-DJ	PLATE PLAQUE PLATTE PLACA	1
5602-BK	HARNESS, BRAKE SWITCH FAISCEAU KABELBAUM RAMAL DE CABLES	1	5602-EM	COVER COUVERCLE DECKEL CUBIERTA	2-4
5602-BM	GROMMET RONDELLE ISOLANTE DURCHFUHRUNG ANILLO PROTECTOR	1	5602-ES	HARNESS SUB-ASSY, MAST SOUS-ENS. DE FAISCEAU KABELBAUM-TEILGRUPPE SUBCONJUNTO DEL RAMAL DE CABLES	1

5602			WIRING & CLAMP CABLAGE & COLLIER		KABEL & KABELKLEMMEN CABLES Y ABRAZADERA		
PART NAME CODE	PART NAME	QTY	PART NAME CODE	PART NAME	QTY		
5602-ET	HARNESS SUB-ASSY, LIMIT SWITCH SOUS-ENS. DE FAISCEAU KABELBAUM-TEILGRUPPE SUBCONJUNTO DEL RAMAL DE CABLES	1	5602-JO	HARNESS SUB-ASSY SOUS-ENS. DE FAISCEAU KABELBAUM-TEILGRUPPE SUBCONJUNTO DEL RAMAL DE CABLES	1		
5602-EU	HARNESS SUB-ASSY, LIMIT SWITCH SOUS-ENS. DE FAISCEAU KABELBAUM-TEILGRUPPE SUBCONJUNTO DEL RAMAL DE CABLES	1	5602-JV	CLAMP PINSE KLEMME ABRAZADERA	1		
5602-FN	PULLEY, CABLE POULIE RIEMENSCHIEBE POLEA	1-2	5602-KI	CLAMP PINSE KLEMME ABRAZADERA	7		
5602-FR	RING, SHAFT SNAP ANNEAU RING ANILLO	1	5602-KJ	CLAMP PINSE KLEMME ABRAZADERA	1-2		
5602-FZ	WIRING SUB-ASSY SOUS-ENS. DE FAISCEAU DE RILE VERKABELUNGS-TEILGRUPPE SUBCONJUNTO DE CONEXIONES	1	5602-KL	CONNECTOR CONNECTEUR STECKVERBINDER CONECTOR	1		
5602-IH	CLAMP PINSE KLEMME ABRAZADERA	1	5602-KM	CLIP, FUSE AGRAFE CLIP FIJADOR	1		
5602-IK	BRACKET SUPPORT TRAGER SOPORTE	1	5602-KO	BOLT BOULON SCHRAUBE PERNO	1-2		
5602-JE	HARNESS SUB-ASSY, MAST SOUS-ENS. DE FAISCEAU KABELBAUM-TEILGRUPPE SUBCONJUNTO DEL RAMAL DE CABLES	1	5602-KP	CLAMP PINSE KLEMME ABRAZADERA	2		
5602-JK	GUARD, CABLE PROTECTEUR SCHUTZBLECH PROTECTOR	1	5602-KR	HARNESS FAISCEAU KABELBAUM RAMAL DE CABLES	1		
5602-JM	HARNESS SUB-ASSY SOUS-ENS. DE FAISCEAU KABELBAUM-TEILGRUPPE SUBCONJUNTO DEL RAMAL DE CABLES	1	5602-KW	HARNESS FAISCEAU KABELBAUM RAMAL DE CABLES	2		

5602			WIRING & CLAMP CABLAGE & COLLIER		KABEL & KABELKLEMMEN CABLES Y ABRAZADERA		
PART NAME CODE	PART NAME	QTY	PART NAME CODE	PART NAME	QTY		
5602-LD	BAND BANDE BAND BANDA	4-99	5602-NG	CLAMP PINSE KLEMME ABRAZADERA	1		
5602-LE	PIN GOUPILLE STIFT PASADOR	1	5602-NH	BOLT BOULON SCHRAUBE PERNO	2-6		
5602-LN	PLATE PLAQUE PLATTE PLACA	1	5602-NK	BAND BANDE BAND BANDA	1		
5602-LP	SCREW VIS SCHRAUBE TORNILLO	1	5602-PT	CLAMP PINSE KLEMME ABRAZADERA	1		
5602-LR	CLAMP PINSE KLEMME ABRAZADERA	1-5	5602-PZ	CLAMP PINSE KLEMME ABRAZADERA	1		
5602-LU	CLAMP PINSE KLEMME ABRAZADERA	1-3	5602-QE	HARNESS SUB-ASSY SOUS-ENS. DE FAISCEAU KABELBAUM-TEILGRUPPE SUBCONJUNTO DEL RAMAL DE CABLES	1		
5602-NA	HARNESS, BACK BUZZER FAISCEAU KABELBAUM RAMAL DE CABLES	1	5602-QF	HARNESS SUB-ASSY SOUS-ENS. DE FAISCEAU KABELBAUM-TEILGRUPPE SUBCONJUNTO DEL RAMAL DE CABLES	1		
5602-ND	SCREW VIS SCHRAUBE TORNILLO	1-4	5602-QH	HARNESS SUB-ASSY SOUS-ENS. DE FAISCEAU KABELBAUM-TEILGRUPPE SUBCONJUNTO DEL RAMAL DE CABLES	1		
5602-NE	CABLE SUB-ASSY SOUS-ENS. DE CABLE SEILZUG-TEILGRUPPE SUBCONJUNTO DE CABLE	1	5602-RB	CLAMP PINSE KLEMME ABRAZADERA	3-4		
5602-NF	CLAMP PINSE KLEMME ABRAZADERA	2-4	5602-RC	STOPPER BUTEE ANSCHLAG TOPE	1-2		

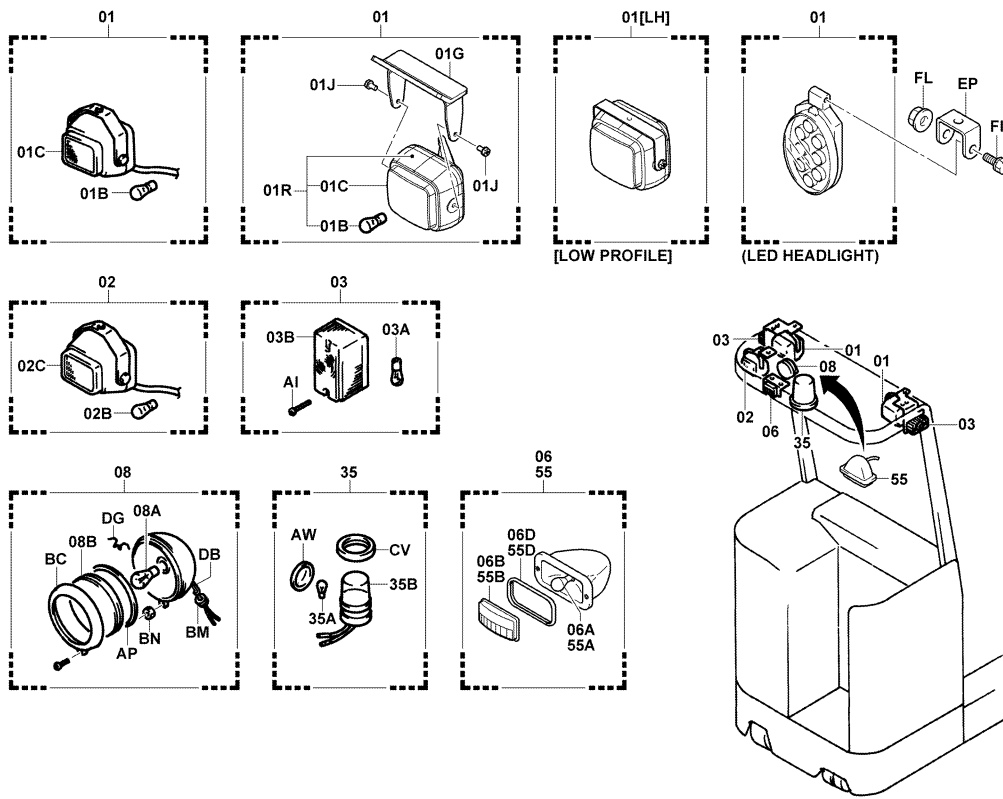
<b>5602</b>		<b>WIRING &amp; CLAMP CABLAGE &amp; COLLIER</b>		<b>KABEL &amp; KABELKLEMMEN CABLES Y ABRAZADERA</b>	
<b>PART NAME CODE</b>	<b>PART NAME</b>	<b>QTY</b>	<b>PART NAME CODE</b>	<b>PART NAME</b>	<b>QTY</b>
<b>5602-RD</b>	<b>BAND</b> ----- BANDE BAND BANDA	<b>7-99</b>	<b>5602-SL</b>	<b>BOLT</b> ----- BOULON SCHRAUBE PERNO	<b>1- 8</b>
<b>5602-RE</b>	<b>CLAMP</b> ----- PINSE KLEMME ABRAZADERA	<b>1- 3</b>	<b>5602-SM</b>	<b>BOLT</b> ----- BOULON SCHRAUBE PERNO	<b>1</b>
<b>5602-RF</b>	<b>BRACKET</b> ----- SUPPORT TRAGER SOPORTE	<b>1</b>	<b>5602-SR</b>	<b>BOLT</b> ----- BOULON SCHRAUBE PERNO	<b>1</b>
<b>5602-RG</b>	<b>BRACKET</b> ----- SUPPORT TRAGER SOPORTE	<b>1</b>	<b>5602-SS</b>	<b>BOLT</b> ----- BOULON SCHRAUBE PERNO	<b>1</b>
<b>5602-RH</b>	<b>CLAMP</b> ----- PINSE KLEMME ABRAZADERA	<b>1- 3</b>	<b>5602-TB</b>	<b>BOLT</b> ----- BOULON SCHRAUBE PERNO	<b>3</b>
<b>5602-RK</b>	<b>BRACKET</b> ----- SUPPORT TRAGER SOPORTE	<b>1</b>	<b>5602-TC</b>	<b>CASE, FUSE</b> ----- CARTER GEHAUSE CAJA	<b>1</b>
<b>5602-RM</b>	<b>CLAMP</b> ----- PINSE KLEMME ABRAZADERA	<b>2</b>	<b>5602-TG</b>	<b>BOLT</b> ----- BOULON SCHRAUBE PERNO	<b>1</b>
<b>5602-RW</b>	<b>WIRE, SUB</b> ----- FIL DRAHT ALAMBRE	<b>1</b>	<b>5602-UR</b>	<b>CLAMP</b> ----- PINSE KLEMME ABRAZADERA	<b>4</b>
<b>5602-SA</b>	<b>BRACKET</b> ----- SUPPORT TRAGER SOPORTE	<b>1</b>	<b>5602-UY</b>	<b>CABLE SUB-ASSY</b> ----- SOUS-ENS. DE CABLE SEILZUG-TEILGRUPPE SUBCONJUNTO DE CABLE	<b>1</b>
<b>5602-SK</b>	<b>BRACKET</b> ----- SUPPORT TRAGER SOPORTE	<b>1</b>	<b>5602-UZ</b>	<b>CLAMP</b> ----- PINSE KLEMME ABRAZADERA	<b>3</b>

<b>5602</b>		<b>WIRING &amp; CLAMP CABLAGE &amp; COLLIER</b>		<b>KABEL &amp; KABELKLEMMEN CABLES Y ABRAZADERA</b>	
<b>PART NAME CODE</b>	<b>PART NAME</b>	<b>QTY</b>	<b>PART NAME CODE</b>	<b>PART NAME</b>	<b>QTY</b>
<b>5602-VA</b>	<b>CLAMP</b> ----- PINSE KLEMME ABRAZADERA	<b>2</b>			
<b>5602-VM</b>	<b>BAR, SHORT</b> ----- BAR STAB BARRA	<b>1</b>			
<b>5602-VN</b>	<b>BAR, SHORT</b> ----- BAR STAB BARRA	<b>1</b>			
<b>5602-WM</b>	<b>HOUSING, CONNECTOR CHECKER</b> ----- BOITIER GEHI USE FUNDA	<b>1</b>			

5611

LAMP  
LAMPE

LAMPE  
LAMPARA



5611-576

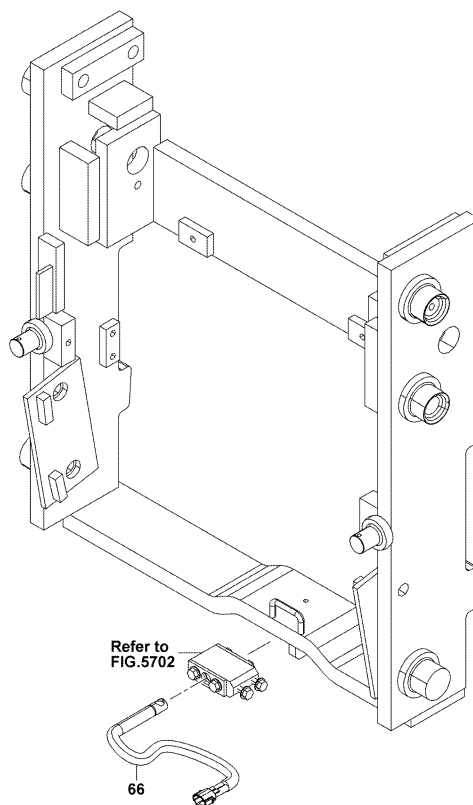
5611-576\_

5611

LAMP  
LAMPE

LAMPE  
LAMPARA

(LASER MARKER)



5611-495

5611-495\_

5611		LAMP LAMPE		LAMPE LAMPARA	
PART NAME CODE	PART NAME	QTY	PART NAME CODE	PART NAME	QTY
5611-01	LAMP ASSY, HEAD ENS. DE LAMPE LAMPEN, VOLLST. CONJUNTO DE LA LAMPARA	1-2	5611-03B	LENS, FLASHER LAMP OPTIQUE OBJEKTIV LENTE	2
5611-01B	BULB, HEAD LAMP AMPOULE GLUHLAMPE LAMPARA	2	5611-06	LAMP ASSY, BACK-UP ENS. DE LAMPE LAMPEN, VOLLST. CONJUNTO DE LA LAMPARA	1
5611-01C	LENS, HEAD LAMP OPTIQUE OBJEKTIV LENTE	2	5611-06A	BULB, BACK-UP LAMP AMPOULE GLUHLAMPE LAMPARA	1
5611-01J	BOLT, HEAD LAMP BOULON SCHRAUBE PERNO	2-4	5611-06B	LENS, BACK-UP LAMP OPTIQUE OBJEKTIV LENTE	1
5611-01R	LAMP ASSY, HEAD ENS. DE LAMPE LAMPEN, VOLLST. CONJUNTO DE LA LAMPARA	1-2	5611-06D	GASKET, BACK-UP LAMP JOINT DICHTUNG EMPAQUETADURA	1
5611-02	LAMP ASSY, WORKING ENS. DE LAMPE LAMPEN, VOLLST. CONJUNTO DE LA LAMPARA	1	5611-08	LAMP ASSY, SEARCH LIGHT ENS. DE LAMPE LAMPEN, VOLLST. CONJUNTO DE LA LAMPARA	1
5611-02B	BULB, WORKING LAMP AMPOULE GLUHLAMPE LAMPARA	1	5611-08A	BULB, SEARCH LIGHT LAMP AMPOULE GLUHLAMPE LAMPARA	1
5611-02C	LENS, WORKING LAMP OPTIQUE OBJEKTIV LENTE	1	5611-08B	LENS, SEARCH LIGHT LAMP OPTIQUE OBJEKTIV LENTE	1
5611-03	LAMP ASSY, FLASHER ENS. DE LAMPE LAMPEN, VOLLST. CONJUNTO DE LA LAMPARA	2	5611-35	LAMP ASSY, ROTARY ENS. DE LAMPE LAMPEN, VOLLST. CONJUNTO DE LA LAMPARA	1
5611-03A	BULB, FLASHER LAMP AMPOULE GLUHLAMPE LAMPARA	2	5611-35A	BULB, ROTARY LAMP AMPOULE GLUHLAMPE LAMPARA	1

5611		LAMP LAMPE		LAMPE LAMPARA	
PART NAME CODE	PART NAME	QTY	PART NAME CODE	PART NAME	QTY
5611-35B	LENS, ROTARY LAMP OPTIQUE OBJEKTIV LENTE	1	5611-BM	BUSHING BAGUE BUCHSE BUJE	1
5611-55	LAMP ASSY, SPOT ENS. DE LAMPE LAMPEN, VOLLST. CONJUNTO DE LA LAMPARA	1	5611-BN	COLLAR COLLIER BUCHSE COLLAR	1
5611-55A	BULB, SPOT LAMP AMPOULE GLUHLAMPE LAMPARA	1	5611-CV	FLANGE BRIDE FLANSCH BRIDA	1
5611-55B	LENS, SPOT LAMP OPTIQUE OBJEKTIV LENTE	1	5611-DB	CORD ASSY ENS. DE CORDE SCHNUR-VOLLST. CONJUNTO DE CABLE	1
5611-55D	GASKET, SPOT LAMP JOINT DICHTUNG EMPAQUETADURA	1	5611-DG	SPRING RESSORT FEDER RESORTE	4
5611-66	LAMP ASSY, LASER ENS. DE LAMPE LAMPEN, VOLLST. CONJUNTO DE LA LAMPARA	1			
5611-AI	SCREW VIS SCHRAUBE TORNILLO	4			
5611-AP	GASKET JOINT DICHTUNG EMPAQUETADURA	1			
5611-AW	REFLECTOR REFLECTEUR REFLEKTOR REFLECTOR	1			
5611-BC	RIM JANTE FELGE LLANTA	1			



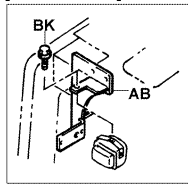
5612

LAMP BRACKET  
SUPPORT DE LAMPE

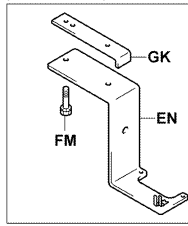
LAMPENTRÛ GER  
SOPORTE DE LAMPARA

(LED ROTARY LAMP..OHG SHEET, KETURO BOUSI, RESIN ROOF)

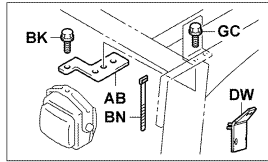
[LOW PROFILE]



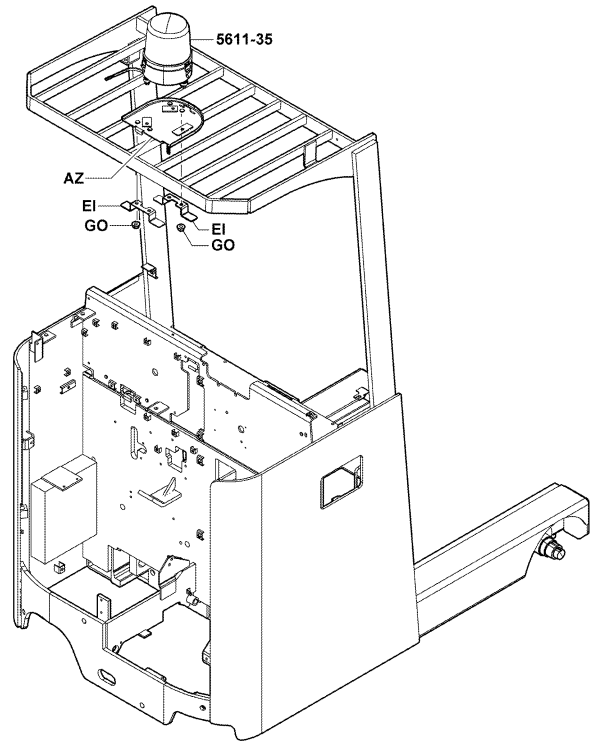
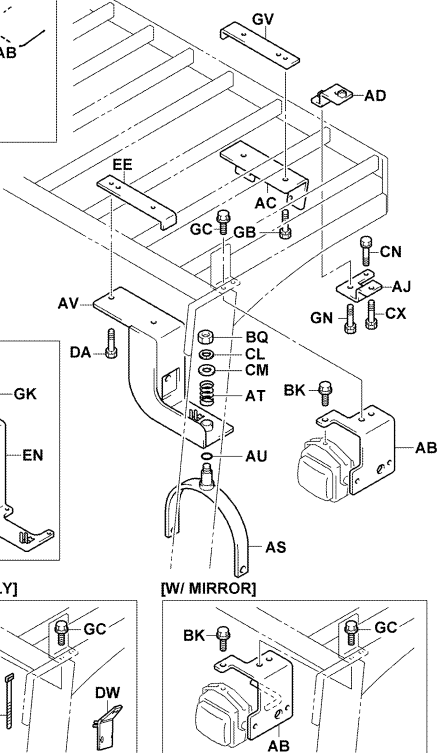
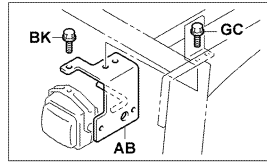
[SPOT LIGHT]



[HEADLIGHT ONLY]



[W/ MIRROR]



5612-241C

5612-514

5612-241C

5612-514\_

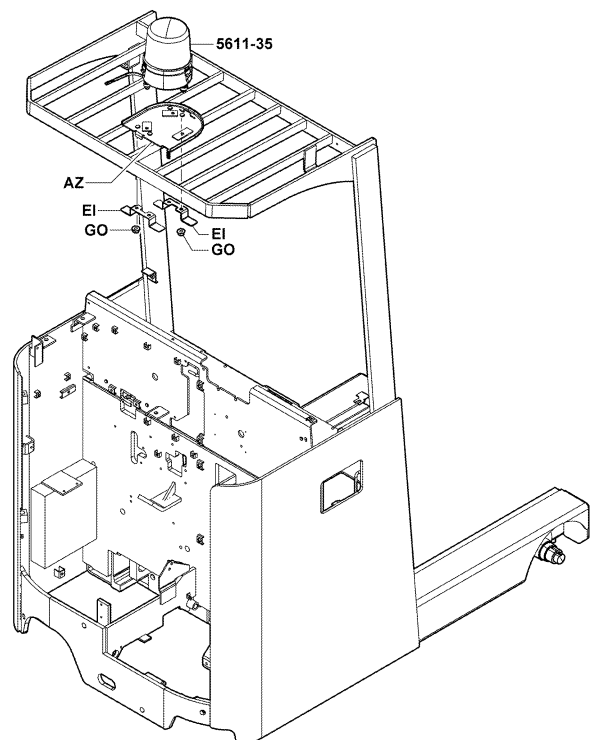
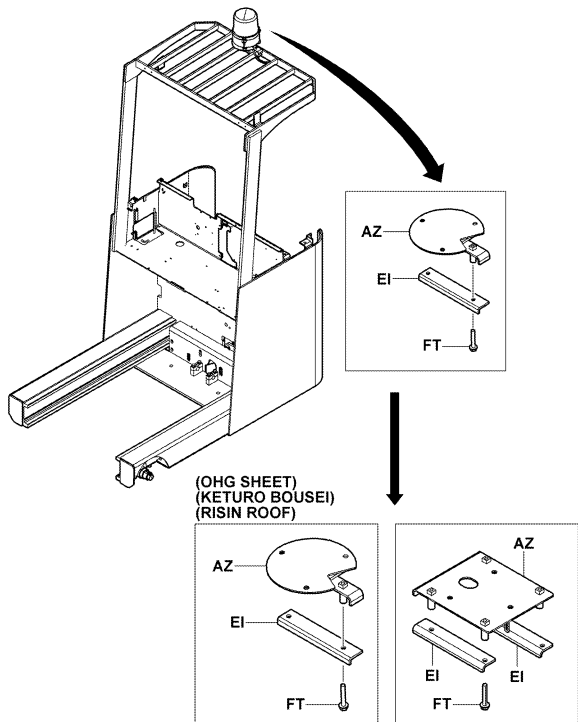
5612

LAMP BRACKET  
SUPPORT DE LAMPE

LAMPENTRÛ GER  
SOPORTE DE LAMPARA

(ROTARY UPR OHG, LED ROTARY LAMP)

(ROTARY UPR OHG..OHG SHEET, RESIN ROOF)



5612-506A

5612-514

5612-506A

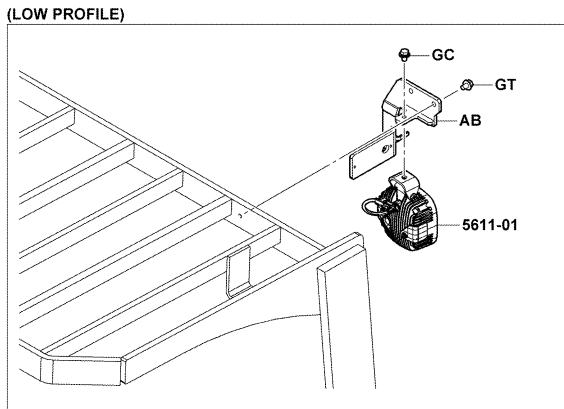
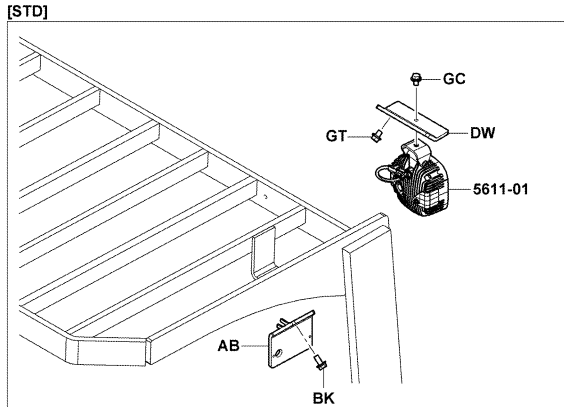
5612-514\_

**5612**

**LAMP BRACKET  
SUPPORT DE LAMPE**

**LAMPENTRÄGER  
SOPORTE DE LAMPARA**

(LED HEADLIGHT)



5612-499

5612-499\_

**5612**

**LAMP BRACKET  
SUPPORT DE LAMPE**

**LAMPENTRÄGER  
SOPORTE DE LAMPARA**

PART NAME CODE	PART NAME	QTY	PART NAME CODE	PART NAME	QTY
5612-AB	BRACKET SUB-ASSY, HEAD LAMP SOUS-ENS. DE SUPPORT TRAGER-TEILGRUPPE SUBCONJUNTO DE LA SOPORTE	1	5612-BN	CLAMP PINSE KLEMME ABRAZADERA	1
5612-AC	BRACKET, BACK LAMP SUPPORT TRAGER SOPORTE	1	5612-BQ	NUT ECROU MUTTER TUERCA	1
5612-AD	PLATE PLAQUE PLATTE PLACA	1	5612-CM	WASHER, PLATE RODELLE UNTERLEGSSCHEIBE ARANDELA	1
5612-AJ	BRACKET, WORKING LAMP SUPPORT TRAGER SOPORTE	1	5612-CN	BOLT BOULON SCHRAUBE PERNO	1
5612-AS	BRACKET SUB-ASSY, LAMP SOUS-ENS. DE SUPPORT TRAGER-TEILGRUPPE SUBCONJUNTO DE LA SOPORTE	1	5612-CX	BOLT BOULON SCHRAUBE PERNO	1
5612-AT	SPRING RESSORT FEDER RESORTE	1	5612-DA	BOLT BOULON SCHRAUBE PERNO	2
5612-AU	RING, O ANNEAU RING ANILLO	1	5612-DW	BRACKET SUPPORT TRAGER SOPORTE	1
5612-AV	BRACKET SUB-ASSY SOUS-ENS. DE SUPPORT TRAGER-TEILGRUPPE SUBCONJUNTO DE LA SOPORTE	1	5612-EE	PLATE PLAQUE PLATTE PLACA	1
5612-AZ	BRACKET SUB-ASSY, ROTARY LAMP SOUS-ENS. DE SUPPORT TRAGER-TEILGRUPPE SUBCONJUNTO DE LA SOPORTE	1	5612-EI	PLATE PLAQUE PLATTE PLACA	2
5612-BK	BOLT BOULON SCHRAUBE PERNO	1-2	5612-EN	BRACKET SUB-ASSY SOUS-ENS. DE SUPPORT TRAGER-TEILGRUPPE SUBCONJUNTO DE LA SOPORTE	1

<b>5612</b>		<b>LAMP BRACKET SUPPORT DE LAMPE</b>		<b>LAMPENTRÛ GER SOPORTE DE LAMPARA</b>	
<b>PART NAME CODE</b>	<b>PART NAME</b>	<b>QTY</b>	<b>PART NAME CODE</b>	<b>PART NAME</b>	<b>QTY</b>
<b>5612-FM</b>	<b>BOLT</b> ----- BOULON SCHRAUBE PERNO	<b>2</b>			
<b>5612-FT</b>	<b>BOLT</b> ----- BOULON SCHRAUBE PERNO	<b>4</b>			
<b>5612-GB</b>	<b>BOLT</b> ----- BOULON SCHRAUBE PERNO	<b>2</b>			
<b>5612-GC</b>	<b>BOLT</b> ----- BOULON SCHRAUBE PERNO	<b>2</b>			
<b>5612-GK</b>	<b>PLATE</b> ----- PLAQUE PLATTE PLACA	<b>1</b>			
<b>5612-GN</b>	<b>BOLT</b> ----- BOULON SCHRAUBE PERNO	<b>1</b>			
<b>5612-GO</b>	<b>NUT</b> ----- ECROU MUTTER TUERCA	<b>4</b>			
<b>5612-GT</b>	<b>BOLT</b> ----- BOULON SCHRAUBE PERNO	<b>2</b>			
<b>5612-GV</b>	<b>PLATE</b> ----- PLAQUE PLATTE PLACA	<b>1</b>			
<b>5612-LF</b>	<b>BOLT</b> ----- BOULON SCHRAUBE PERNO	<b>2</b>			

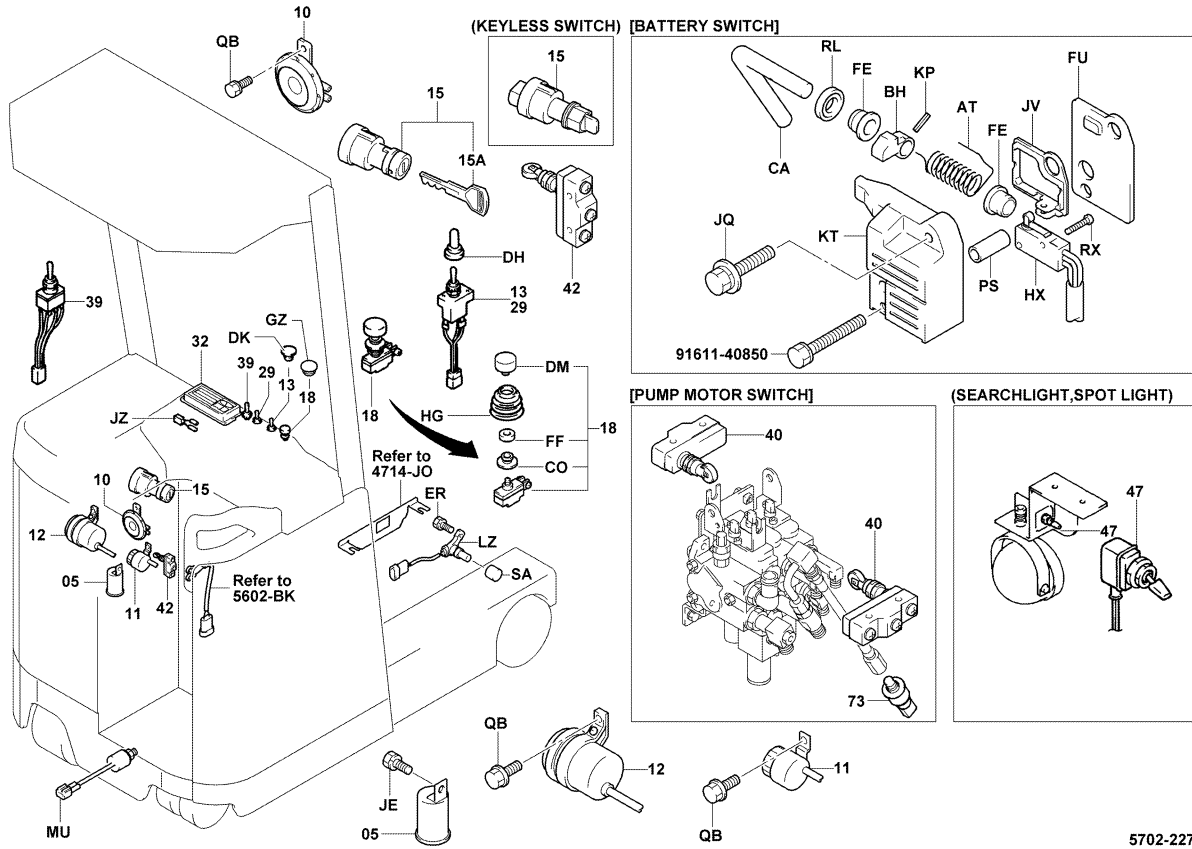
<b>5612</b>		<b>LAMP BRACKET SUPPORT DE LAMPE</b>		<b>LAMPENTRÛ GER SOPORTE DE LAMPARA</b>	
<b>PART NAME CODE</b>	<b>PART NAME</b>	<b>QTY</b>	<b>PART NAME CODE</b>	<b>PART NAME</b>	<b>QTY</b>

5702

METER & SWITCH  
INDICATEUR & COMMUTEUR

INSTRUMENTE & SCHALTER  
MEDIDOR E INTERRUPTOR

[1/4]



5702-227B  
5702-227B

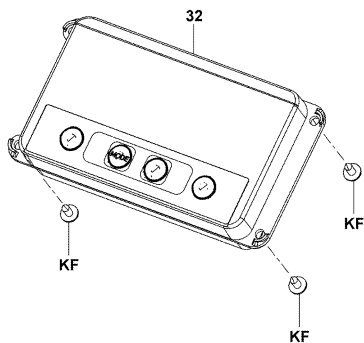
5702

METER & SWITCH  
INDICATEUR & COMMUTEUR

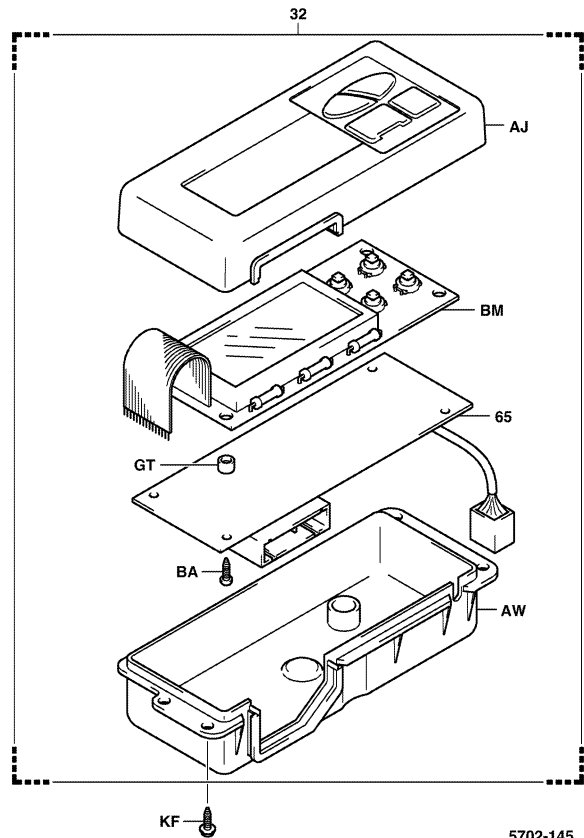
INSTRUMENTE & SCHALTER  
MEDIDOR E INTERRUPTOR

10,13,15,18 [2/4, METER ASSY]

20,25,30 [2/4, METER ASSY]



5702-409A  
5702-409A



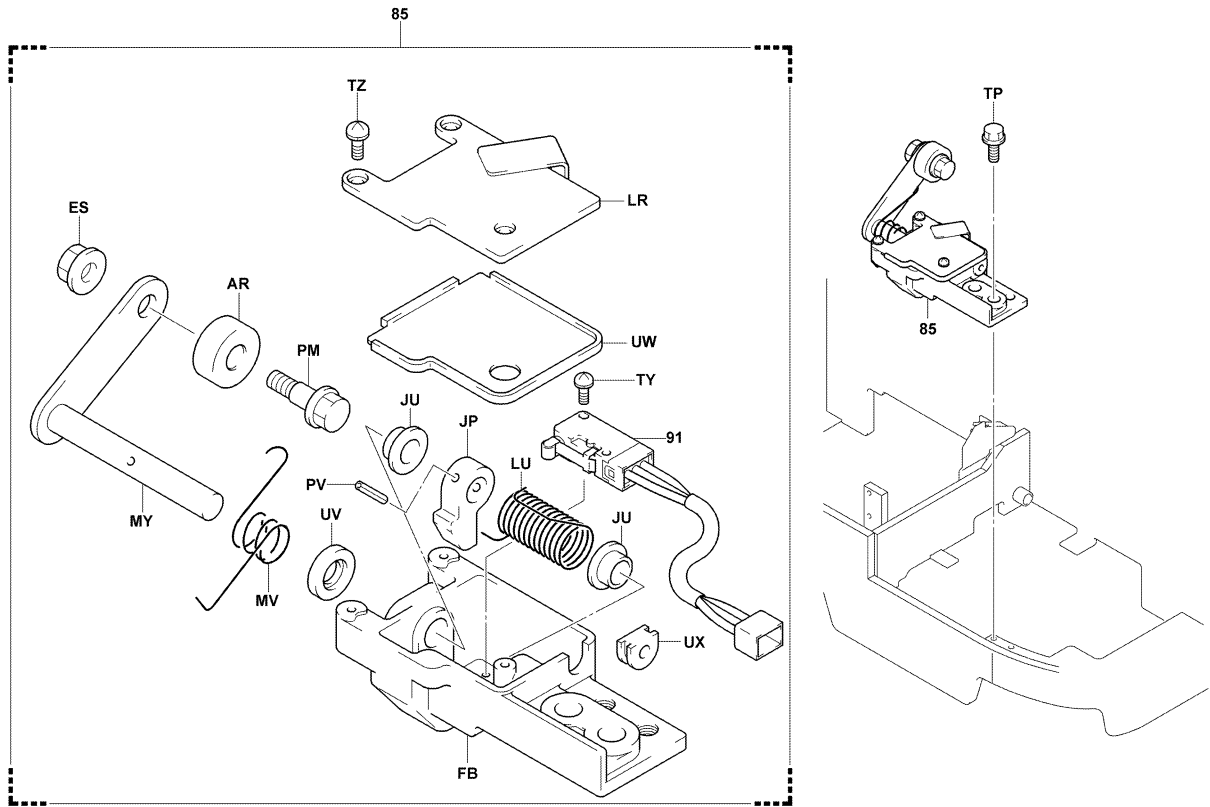
5702-145  
5702-145\_

5702

METER & SWITCH  
INDICATEUR & COMMUTEUR

INSTRUMENTE & SCHALTER  
MEDIDOR E INTERRUPTOR

[3/4, FLOOR SWITCH]



5702-372

5702-372\_

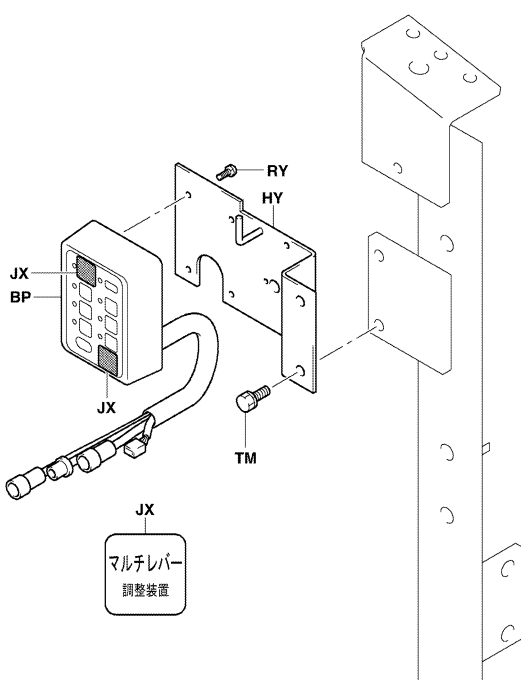
5702

METER & SWITCH  
INDICATEUR & COMMUTEUR

INSTRUMENTE & SCHALTER  
MEDIDOR E INTERRUPTOR

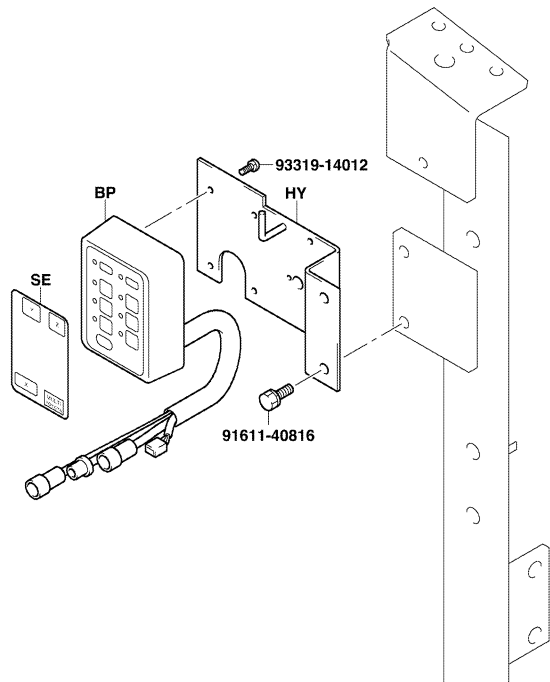
(MULTI LEVER) [4/4]

15,18 (EXPORT SPEC..MULTI LEVER) [4/4]



5702-155C

5702-155C



5702-160

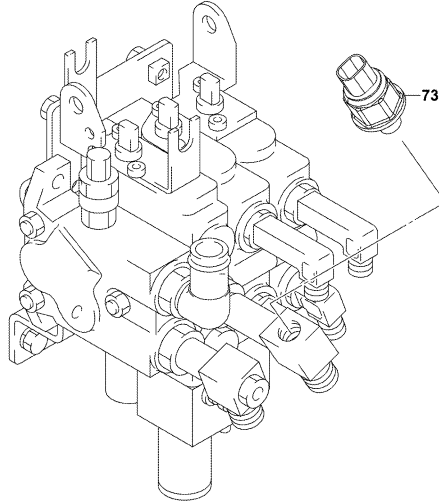
5702-160\_

5702

METER & SWITCH  
INDICATEUR & COMMUTATEUR

INSTRUMENTE & SCHALTER  
MEDIDOR E INTERRUPTOR

[5/5, PRESSURE SENSOR]



5702-332

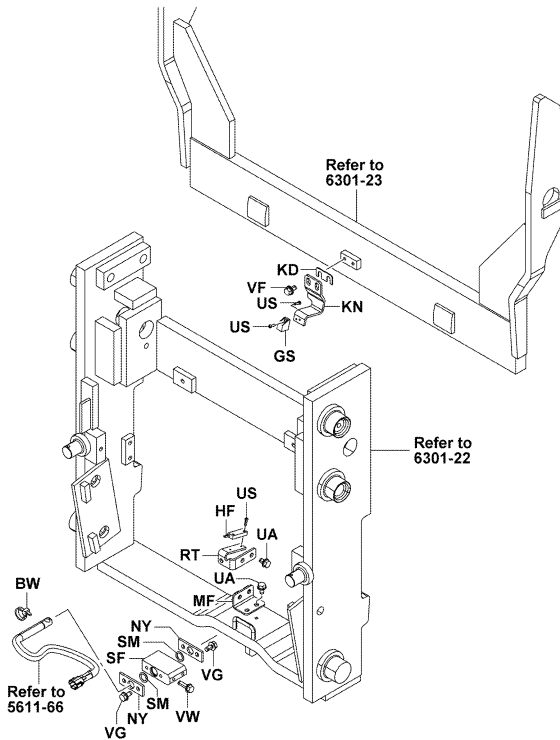
5702-332\_

5702

METER & SWITCH  
INDICATEUR & COMMUTATEUR

INSTRUMENTE & SCHALTER  
MEDIDOR E INTERRUPTOR

10,13,15,18..V (LASER MARKER)



5702-335

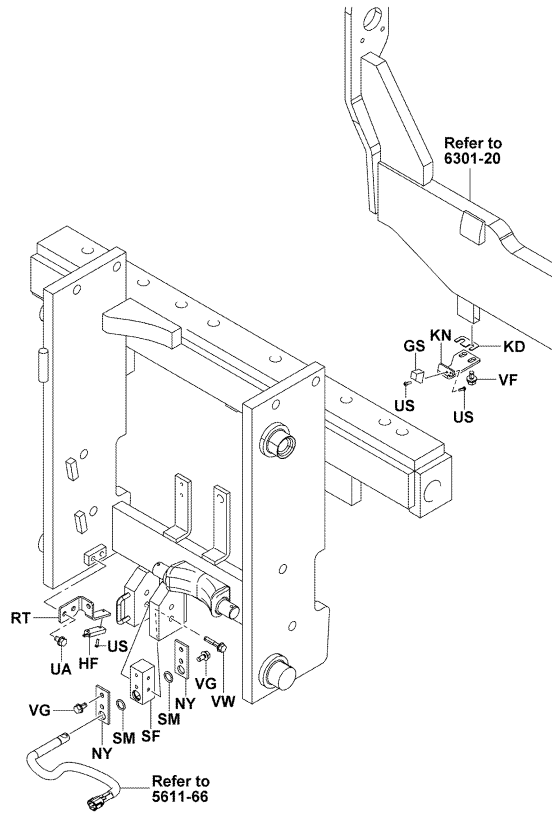
5702-335\_

5702

METER & SWITCH  
INDICATEUR & COMMUTEUR

INSTRUMENTE & SCHALTER  
MEDIDOR E INTERRUPTOR

10,13,15,18..FSV (LASER MARKER)



5702-337

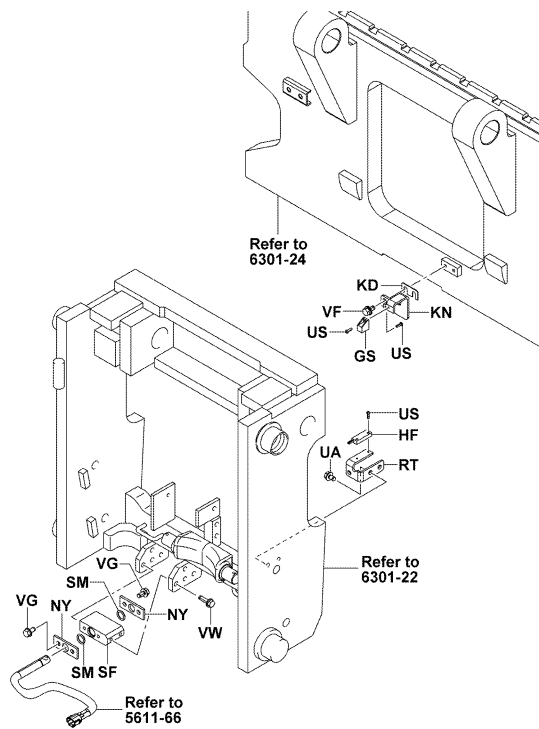
5702-337\_

5702

METER & SWITCH  
INDICATEUR & COMMUTEUR

INSTRUMENTE & SCHALTER  
MEDIDOR E INTERRUPTOR

20,25,S20,S25..FSV (LASER MARKER)



5702-338

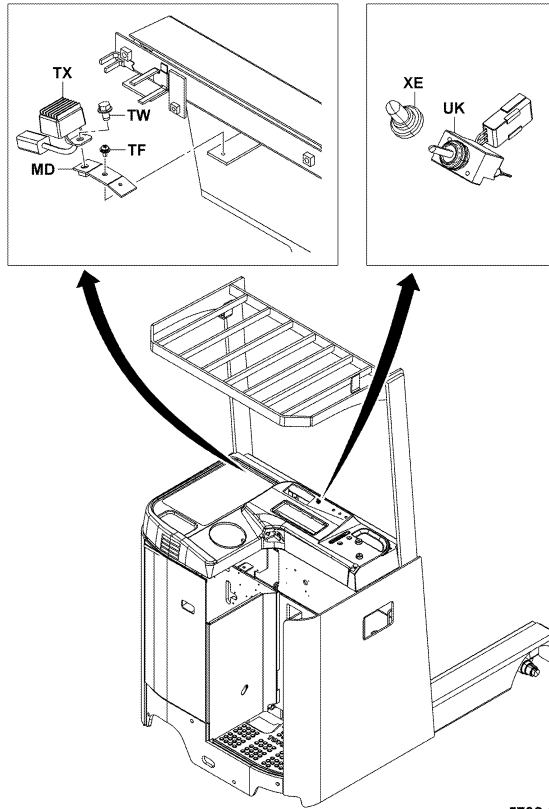
5702-338\_

**5702**

**METER & SWITCH  
INDICATEUR & COMMUTEUR**

**INSTRUMENTE & SCHALTER  
MEDIDOR E INTERRUPTOR**

(LASER MARKER) [INPANE]



5702-339

5702-339\_

**5702**

**METER & SWITCH  
INDICATEUR & COMMUTEUR**

**INSTRUMENTE & SCHALTER  
MEDIDOR E INTERRUPTOR**

PART NAME CODE	PART NAME	QTY	PART NAME CODE	PART NAME	QTY
5702-05	RELAY ASSY, FLASHER ENS. DE RELAIS RELAIS, VOLLST. CONJUNTO DEL RELE	1	5702-39	SWITCH ASSY, BACK BUZZER ENS. DE INTERRUPTEUR SCHALTER, VOLLST. CONJUNTO DEL INTERRUPTOR	1
5702-10	HORN ASSY ENS. D'AVERTISSEUR SONORE HORN, VOLLST. CONJUNTO DE LA BOCINA	1	5702-40	SWITCH ASSY, LIMIT (FOR PUMP MOTOR) ENS. DE INTERRUPTEUR SCHALTER, VOLLST. CONJUNTO DEL INTERRUPTOR	2
5702-11	BUZZER ASSY, BACK ENS. DE AVERTISSEUR SUMMER, VOLLST. CONJUNTO DE ZUMBADOR	1	5702-42	SWITCH ASSY, LIMIT (FOR BRAKE) ENS. DE INTERRUPTEUR SCHALTER, VOLLST. CONJUNTO DEL INTERRUPTOR	1
5702-12	CHIME ASSY, BACK ENS. DE SONNERIE AKUSTISCHE ANZEIGE, VOLLST. CONJUNTO DEL TIMBRE	1	5702-47	SWITCH ASSY, SEARCH LIGHT ENS. DE INTERRUPTEUR SCHALTER, VOLLST. CONJUNTO DEL INTERRUPTOR	1
5702-13	SWITCH ASSY, TURN SIGNAL ENS. DE INTERRUPTEUR SCHALTER, VOLLST. CONJUNTO DEL INTERRUPTOR	1	5702-65	BOARD ASSY NES. DE PANNEAU BRETT, VOLLST. CONJUNTO DEL TABLERO	1
5702-15	SWITCH ASSY, STARTER ENS. DE INTERRUPTEUR SCHALTER, VOLLST. CONJUNTO DEL INTERRUPTOR	1	5702-73	SENSOR ASSY, PRESSURE ENS. DE DETECTEUR SENSOR, VOLLST. CONJUNTO DEL SENSOR	1
5702-15A	KEY, CUT CLAVETTE SCHLUSSEL LLAVE	2	5702-76	BOX SUB-ASSY, SWITCH SOUS-ENS. DE BOITIER KASTEN-TEILGRUPPE SUBCONJUNTO DE LA CAJA	1
5702-18	SWITCH ASSY, HORN ENS. DE INTERRUPTEUR SCHALTER, VOLLST. CONJUNTO DEL INTERRUPTOR	1	5702-85	SWITCH ASSY, OPS ENS. DE INTERRUPTEUR SCHALTER, VOLLST. CONJUNTO DEL INTERRUPTOR	1
5702-29	SWITCH ASSY, LAMP ENS. DE INTERRUPTEUR SCHALTER, VOLLST. CONJUNTO DEL INTERRUPTOR	1	5702-91	SWITCH ASSY, OPS ENS. DE INTERRUPTEUR SCHALTER, VOLLST. CONJUNTO DEL INTERRUPTOR	1
5702-32	METER ASSY, COMBINATION ENS. DE COMPTEUR INSTRUMENTEN, VOLLST. CONJUNTO DEL MEDIDOR	1	5702-AJ	COVER COUVERCLE DECKEL CUBIERTA	1



5702		METER & SWITCH INDICATEUR & COMMUTEUR		INSTRUMENTE & SCHALTER MEDIDOR E INTERRUPTOR		
PART NAME CODE	PART NAME	QTY	PART NAME CODE	PART NAME	QTY	
5702-AR	ROLLER ----- GALET ROLLE RODILLO	1	5702-CD	KNOB ----- BOULE KNOPF MANDO	1	
5702-AT	SPRING ----- RESSORT FEDER RESORTE	1	5702-CK	SWITCH ASSY, LIMIT ----- ENS. DE INTERRUPTEUR SCHALTER, VOLLST. CONJUNTO DEL INTERRUPTOR	2	
5702-AW	CASE, METER ----- CARTER GEHAUSE CAJA	1	5702-CO	NUT ----- ECROU MUTTER TUERCA	1	
5702-BA	SCREW ----- VIS SCHRAUBE TORNILLO	4	5702-CV	BOLT ----- BOULON SCHRAUBE PERNO	2	
5702-BH	PLATE ----- PLAQUE PLATTE PLACA	1	5702-DA	SWITCH ASSY ----- ENS. DE INTERRUPTEUR SCHALTER, VOLLST. CONJUNTO DEL INTERRUPTOR	1	
5702-BM	PANEL ASSY ----- ENS. DE PANNEAU TAFEL, VOLLST. CONJUNTO DEL PANEL	1	5702-DH	CAP ASSY, SWITCH ----- ENS. DE CAPUCHON KAPPE, VOLLST. CONJUNTO DE LA TAPA	1-2	
5702-BN	CLAMP ----- PINSE KLEMME ABRAZADERA	3	5702-DK	PLUG, HOLE ----- BOUCHON STOPFEN TAPON	2	
5702-BP	BOX ASSY, SWITCH ----- ENS. DE BOITIER KASTEN, VOLLST. CONJUNTO DE LA CAJA	1	5702-DM	BUTTON, PUSH ----- BOUTON DRUCKTASTER BOTON	1	
5702-BW	CLAMP ----- PINSE KLEMME ABRAZADERA	99	5702-DP	SCREW ----- VIS SCHRAUBE TORNILLO	4	
5702-CA	LEVER ----- LEVIER HEBEL PALANCA	1	5702-ED	PLATE, RUBBER ----- PLAQUE PLATTE PLACA	1	

5702		METER & SWITCH INDICATEUR & COMMUTEUR		INSTRUMENTE & SCHALTER MEDIDOR E INTERRUPTOR		
PART NAME CODE	PART NAME	QTY	PART NAME CODE	PART NAME	QTY	
5702-ER	BOLT ----- BOULON SCHRAUBE PERNO	2	5702-GZ	PLUG, HOLE ----- BOUCHON STOPFEN TAPON	1	
5702-ES	NUT ----- ECROU MUTTER TUERCA	1	5702-HF	SWITCH ASSY ----- ENS. DE INTERRUPTEUR SCHALTER, VOLLST. CONJUNTO DEL INTERRUPTOR	1	
5702-FB	BOX, SWITCH ----- BOITIER KASTEN CAJA	1	5702-HG	BOOT ----- COFFRE MANSCHETTE FORRO	1	
5702-FE	BUSHING ----- BAGUE BUCHSE BUJE	2	5702-HK	SWITCH ASSY ----- ENS. DE INTERRUPTEUR SCHALTER, VOLLST. CONJUNTO DEL INTERRUPTOR	1	
5702-FF	WASHER ----- RODELLE UNTERLEGSCHIEBE ARANDELA	1	5702-HM	HARNES SUB-ASSY ----- SOUS-ENS. DE FAISCEAU KABELBAUM-TEILGRUPPE SUBCONJUNTO DEL RAMAL DE CABLES	1	
5702-FG	WASHER ----- RODELLE UNTERLEGSCHIEBE ARANDELA	2	5702-HX	SWITCH ASSY ----- ENS. DE INTERRUPTEUR SCHALTER, VOLLST. CONJUNTO DEL INTERRUPTOR	1	
5702-FU	BRACKET ----- SUPPORT TRAGER SOPORTE	1	5702-HY	BRACKET SUB-ASSY ----- SOUS-ENS. DE SUPPORT TRAGER-TEILGRUPPE SUBCONJUNTO DE LA SOPORTE	1	
5702-GS	MAGNET ----- AIMANT MAGNET MAGNETO	1	5702-JC	NUT ----- ECROU MUTTER TUERCA	2	
5702-GT	COLLAR ----- COLLIER BUCHSE COLLAR	4	5702-JE	BOLT ----- BOULON SCHRAUBE PERNO	1	
5702-GY	CONNECTOR ----- CONNECTEUR STECKVERBINDER CONECTOR	2	5702-JF	BOLT ----- BOULON SCHRAUBE PERNO	8	

5702		METER & SWITCH INDICATEUR & COMMUTATEUR	INSTRUMENTE & SCHALTER MEDIDOR E INTERRUPTOR		
PART NAME CODE	PART NAME	QTY	PART NAME CODE	PART NAME	QTY
5702-JO	<b>BOLT</b> BOULON SCHRAUBE PERNO	3	5702-KN	<b>BRACKET</b> SUPPORT TRAGER SOPORTE	1
5702-JP	<b>PLATE</b> PLAQUE PLATTE PLACA	1	5702-KP	<b>PIN, SPRING</b> GOUVILLE STIFT PASADOR	1
5702-JQ	<b>BOLT</b> BOULON SCHRAUBE PERNO	1	5702-KT	<b>BOX SUB-ASSY</b> SOUS-ENS. DE BOITIER KASTEN-TEILGRUPPE SUBCONJUNTO DE LA CAJA	1
5702-JU	<b>BUSHING</b> BAGUE BUCHSE BUJE	2	5702-KX	<b>PLATE</b> PLAQUE PLATTE PLACA	1
5702-JV	<b>SEAL</b> JOINT ABDICHTUNG SELLO	1	5702-LR	<b>COVER SUB-ASSY</b> SOUS-ENS. DE COUVERCLE DECKEL-TEILGRUPPE SUBCONJUNTO DE CUBIERTA	1
5702-JX	<b>SHEET</b> TOLE VENTILSITZ LAMINA	2	5702-LT	<b>COVER SUB-ASSY</b> SOUS-ENS. DE COUVERCLE DECKEL-TEILGRUPPE SUBCONJUNTO DE CUBIERTA	1
5702-JZ	<b>ABSORBER</b> AMORTISSEUR STOSSDAMPFER AMORTIGUADOR	1	5702-LU	<b>SPRING</b> RESSORT FEDER RESORTE	1
5702-KD	<b>SHIM</b> CALE AUSGLEICHSCHEIBE CALCE	99	5702-LZ	<b>SENSOR ASSY</b> ENS. DE DETECTEUR SENSOR, VOLLST. CONJUNTO DEL SENSOR	2
5702-KF	<b>SCREW</b> VIS SCHRAUBE TORNILLO	4	5702-MD	<b>BRACKET SUB-ASSY</b> SOUS-ENS. DE SUPPORT TRAGER-TEILGRUPPE SUBCONJUNTO DE LA SOPORTE	1
5702-KM	<b>BRACKET</b> SUPPORT TRAGER SOPORTE	1	5702-MF	<b>BRACKET SUB-ASSY</b> SOUS-ENS. DE SUPPORT TRAGER-TEILGRUPPE SUBCONJUNTO DE LA SOPORTE	1

5702		METER & SWITCH INDICATEUR & COMMUTATEUR	INSTRUMENTE & SCHALTER MEDIDOR E INTERRUPTOR		
PART NAME CODE	PART NAME	QTY	PART NAME CODE	PART NAME	QTY
5702-MU	<b>SWITCH ASSY</b> ENS. DE INTERRUPTEUR SCHALTER, VOLLST. CONJUNTO DEL INTERRUPTOR	1	5702-PV	<b>PIN, SPRING</b> GOUVILLE STIFT PASADOR	1
5702-MV	<b>SPRING</b> RESSORT FEDER RESORTE	1	5702-QB	<b>BOLT</b> BOULON SCHRAUBE PERNO	1
5702-MY	<b>LEVER</b> LEVIER HEBEL PALANCA	1	5702-RL	<b>SEAL, OIL</b> JOINT ABDICHTUNG SELLO	1
5702-NA	<b>COVER SUB-ASSY</b> SOUS-ENS. DE COUVERCLE DECKEL-TEILGRUPPE SUBCONJUNTO DE CUBIERTA	1	5702-RM	<b>CABLE</b> CABLE SEILZUG CABLE	1
5702-NM	<b>BAND</b> BANDE BAND BANDA	6	5702-RN	<b>CABLE</b> CABLE SEILZUG CABLE	1
5702-NT	<b>VARI-OHM</b> VARI-OHM VARI-OHM VARIOMETRO	1	5702-RO	<b>CAP ASSY, SWITCH</b> ENS. DE CAPUCHON KAPPE, VOLLST. CONJUNTO DE LA TAPA	2
5702-NY	<b>PLATE</b> PLAQUE PLATTE PLACA	2	5702-RT	<b>BRACKET</b> SUPPORT TRAGER SOPORTE	1
5702-PD	<b>GROMMET</b> RONDELLE ISOLANTE DURCHFUHRUNG ANILLO PROTECTOR	1	5702-RX	<b>SCREW</b> VIS SCHRAUBE TORNILLO	2
5702-PM	<b>SHAFT</b> ARBRE WELLE EJE	1	5702-RY	<b>SCREW</b> VIS SCHRAUBE TORNILLO	4
5702-PS	<b>COLLAR</b> COLLIER BUCHSE COLLAR	1	5702-SA	<b>CAP</b> CAPUCHON KAPPE TAPA	2

5702		METER & SWITCH INDICATEUR & COMMUTATEUR		INSTRUMENTE & SCHALTER MEDIDOR E INTERRUPTOR	
PART NAME CODE	PART NAME	QTY	PART NAME CODE	PART NAME	QTY
5702-SE	INDICATOR INDICATEUR ANZEIGER INDICADOR	1	5702-TZ	SCREW VIS SCHRAUBE TORNILLO	3
5702-SF	BOSS BOSSAGE FLANSCH TETON	1	5702-UA	BOLT BOULON SCHRAUBE PERNO	4
5702-SM	RING, O ANNEAU RING ANILLO	2	5702-UK	SWITCH ASSY ENS. DE INTERRUPTEUR SCHALTER, VOLLST. CONJUNTO DEL INTERRUPTOR	1
5702-TF	SCREW VIS SCHRAUBE TORNILLO	1	5702-US	SCREW VIS SCHRAUBE TORNILLO	4
5702-TL	BOLT BOULON SCHRAUBE PERNO	6	5702-UT	SCREW VIS SCHRAUBE TORNILLO	4
5702-TM	BOLT BOULON SCHRAUBE PERNO	2	5702-UV	SEAL, OIL JOINT ABDICHTUNG SELLO	1
5702-TP	BOLT BOULON SCHRAUBE PERNO	2	5702-UW	SEAL JOINT ABDICHTUNG SELLO	1
5702-TW	BOLT BOULON SCHRAUBE PERNO	1	5702-UX	SEAL JOINT ABDICHTUNG SELLO	1
5702-TX	CONVERTER ASSY, DC-DC ENS. DE CONVERTISSEUR WANDLER, VOLLST. CONJUNTO DEL CONVERTIDOR	1	5702-VF	BOLT BOULON SCHRAUBE PERNO	2
5702-TY	SCREW VIS SCHRAUBE TORNILLO	2	5702-VG	BOLT BOULON SCHRAUBE PERNO	4

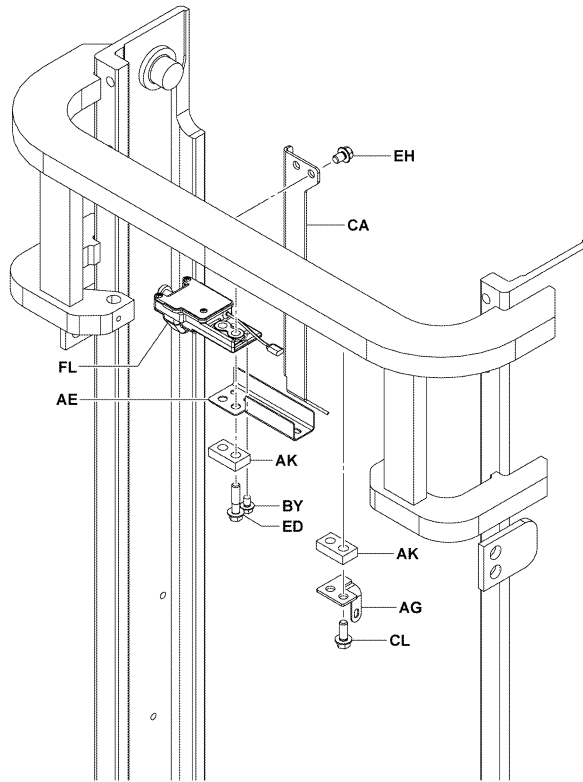
5702		METER & SWITCH INDICATEUR & COMMUTATEUR		INSTRUMENTE & SCHALTER MEDIDOR E INTERRUPTOR	
PART NAME CODE	PART NAME	QTY	PART NAME CODE	PART NAME	QTY
5702-VW	BOLT BOULON SCHRAUBE PERNO	2			
5702-WI	GROMMET RONDELLE ISOLANTE DURCHF7 HRUNG ANILLO PROTECTOR	1			
5702-XD	HEATER ASSY ENS. DE CHAUFFAGE HEIZUNG, VOLLST. CONJUNTO DEL CALEFACTOR	1			
5702-XE	CAP ASSY, SWITCH ENS. DE CAPUCHON KAPPE, VOLLST. CONJUNTO DE LA TAPA	1			
5702-YC	GROMMET RONDELLE ISOLANTE DURCHF7 HRUNG ANILLO PROTECTOR	1			

5803

SENSOR  
DETECTEUR

SENSOR  
SENSOR

10,13,15,18..V (AUSTRALIA\_1) [1/2]



5803-685

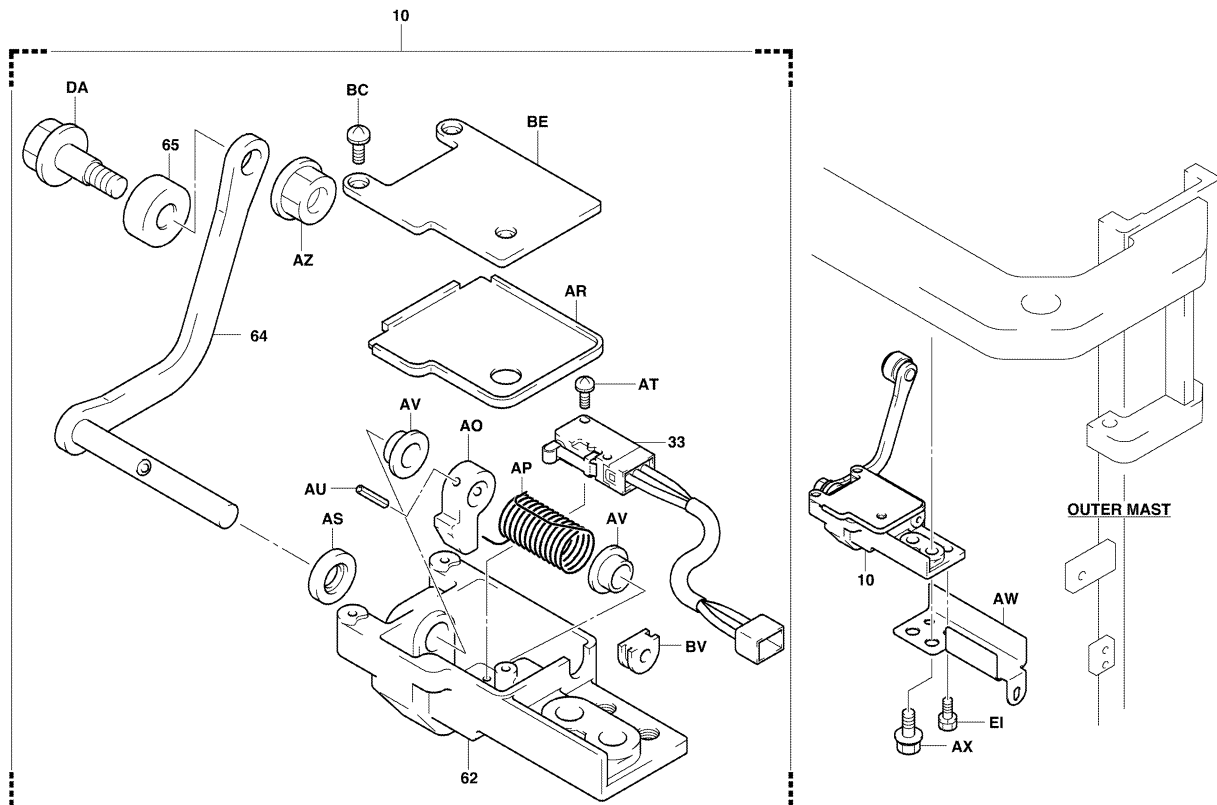
5803-685\_

5803

SENSOR  
DETECTEUR

SENSOR  
SENSOR

FSV [1/2]



5803-061A

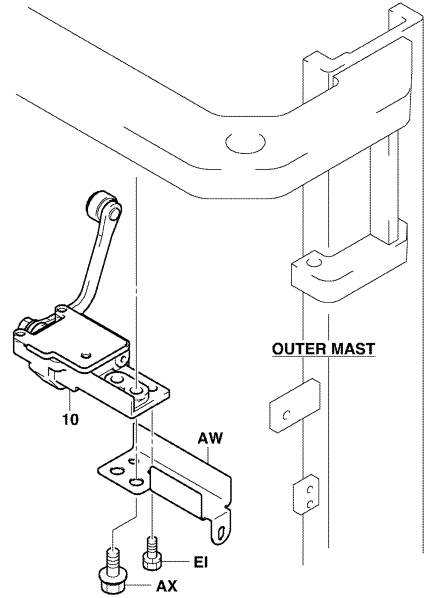
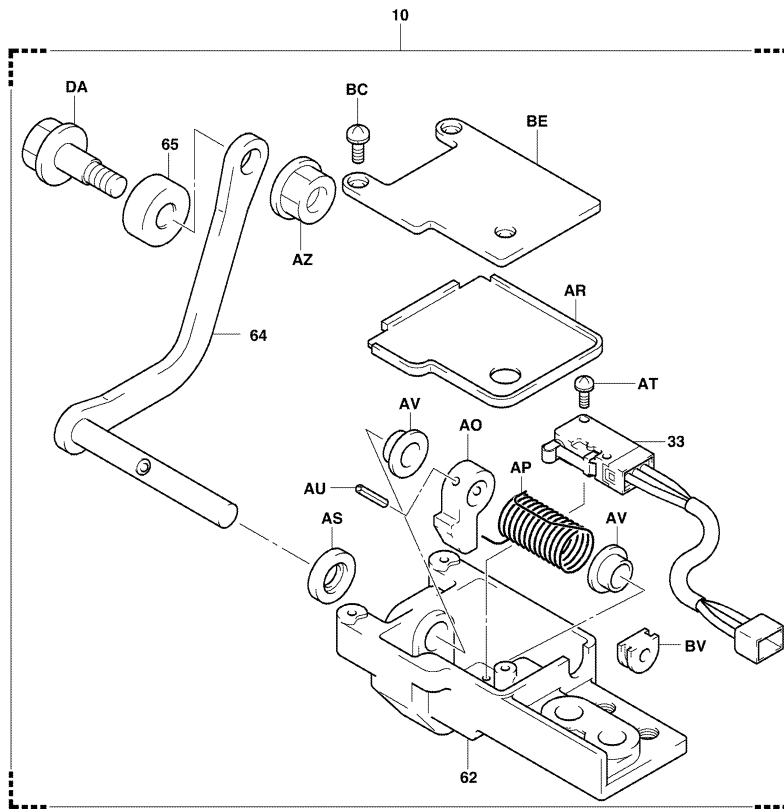
5803-061A

5803

SENSOR  
DETECTEUR

SENSOR  
SENSOR

FV "H3300-H4000" [1/2]



5803-061A

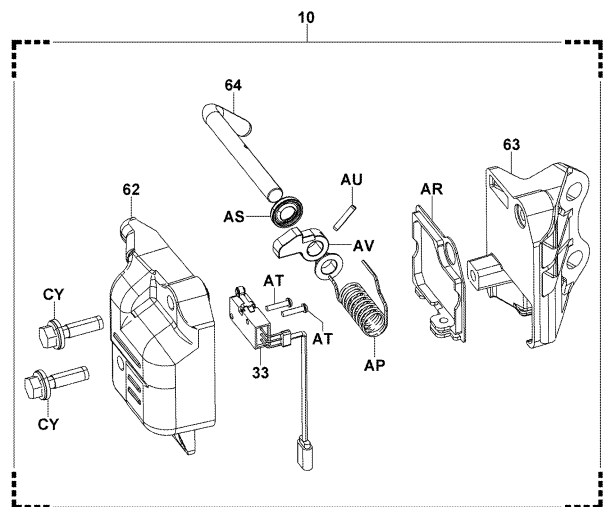
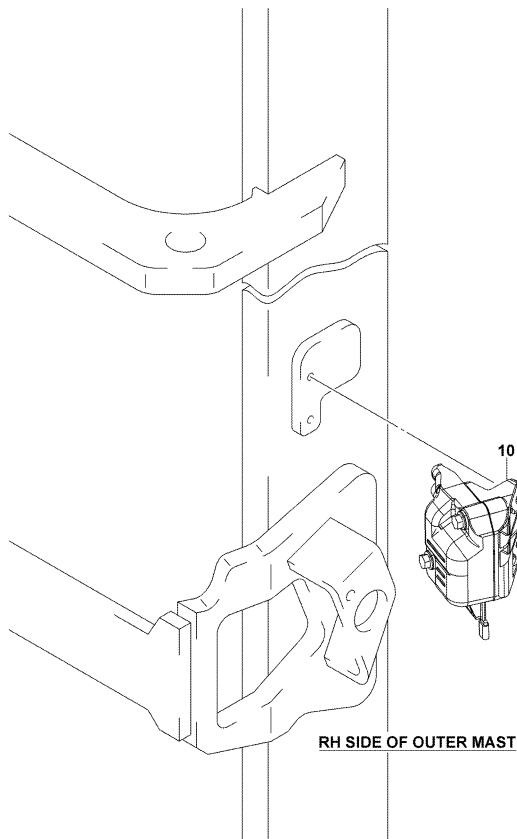
5803-061A

5803

SENSOR  
DETECTEUR

SENSOR  
SENSOR

SV,V "H3300-H5000" [1/2]



5803-518

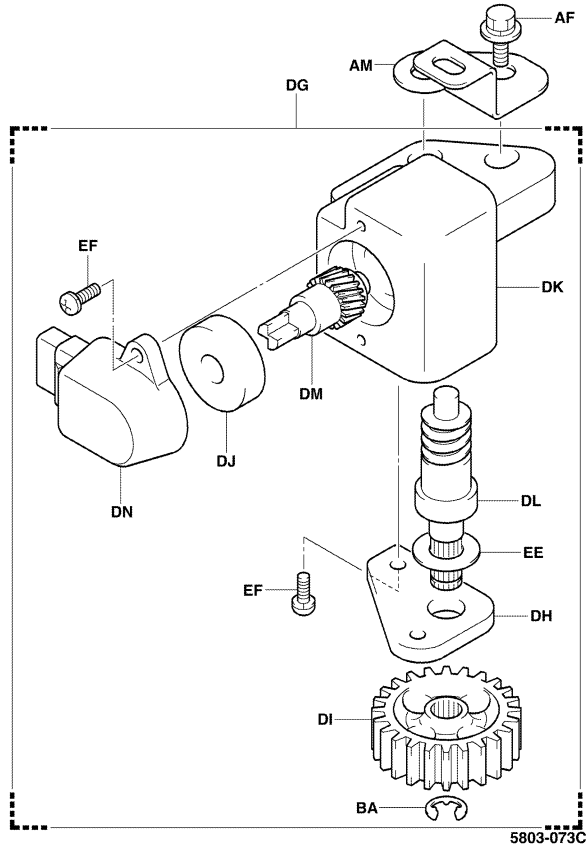
5803-518\_

5803

SENSOR  
DETECTEUR

SENSOR  
SENSOR

[2/2]



5803-073C

5803-073C

5803

SENSOR  
DETECTEUR

SENSOR  
SENSOR

PART NAME CODE	PART NAME	QTY	PART NAME CODE	PART NAME	QTY
5803-10	SENSOR ASSY, HEIGHT ENS. DE DETECTEUR SENSOR, VOLLST. CONJUNTO DEL SENSOR	1	5803-AM	BRACKET SUB-ASSY SOUS-ENS. DE SUPPORT TRAGER-TEILGRUPPE SUBCONJUNTO DE LA SOPORTE	1
5803-33	SWITCH ASSY, HEIGHT ENS. DE INTERRUPTEUR SCHALTER, VOLLST. CONJUNTO DEL INTERRUPTOR	1	5803-AO	PLATE PLAQUE PLATTE PLACA	1
5803-62	BOX, HEIGHT SENSOR BOITIER KASTEN CAJA	1	5803-AP	SPRING RESSORT FEDER RESORTE	1
5803-63	BRACKET, HEIGHT SENSOR SUPPORT TRAGER SOPORTE	1	5803-AR	SEAL JOINT ABDICHTUNG SELLO	1
5803-64	LEVER LEVIER HEBEL PALANCA	1	5803-AS	SEAL, OIL JOINT ABDICHTUNG SELLO	1
5803-65	ROLLER GALET ROLLE RODILLO	1	5803-AT	SCREW VIS SCHRAUBE TORNILLO	2
5803-AE	COVER, HARNESS COUVERCLE DECKEL CUBIERTA	1	5803-AU	PIN, SPRING GOUVILLE STIFT PASADOR	1
5803-AF	BOLT BOULON SCHRAUBE PERNO	2	5803-AV	BUSHING BAGUE BUCHSE BUJE	1-2
5803-AG	BRACKET SUPPORT TRAGER SOPORTE	1	5803-AW	COVER COUVERCLE DECKEL CUBIERTA	1
5803-AK	PLATE PLAQUE PLATTE PLACA	1-2	5803-AX	BOLT BOULON SCHRAUBE PERNO	2

5803		SENSOR DETECTEUR		SENSOR SENSOR	
PART NAME CODE	PART NAME	QTY	PART NAME CODE	PART NAME	QTY
5803-AZ	NUT ECROU MUTTER TUERCA	1	5803-DA	SHAFT ARBRE WELLE EJE	1
5803-BA	RING, E ANNEAU RING ANILLO	1	5803-DG	SENSOR ASSY, WHEEL ANGLE ENS. DE DETECTEUR SENSOR, VOLLST. CONJUNTO DEL SENSOR	1
5803-BC	SCREW VIS SCHRAUBE TORNILLO	3	5803-DH	COVER, WHEEL ANGLE COUVERCLE DECKEL CUBIERTA	1
5803-BE	PLATE PLAQUE PLATTE PLACA	1	5803-DI	GEAR PIGNON ZAHNRAD ENGRANAJE	1
5803-BV	SEAL JOINT ABDICHTUNG SELLO	1	5803-DJ	BUSHING BAGUE BUCHSE BUJE	1
5803-BY	BOLT BOULON SCHRAUBE PERNO	2	5803-DK	CASE, WHEEL INDICATOR CARTER GEH. USE CAJA	1
5803-CA	PLATE PLAQUE PLATTE PLACA	1	5803-DL	SHAFT, WORM ARBRE WELLE EJE	1
5803-CB	BOLT BOULON SCHRAUBE PERNO	2	5803-DM	SHAFT, WHEEL ANGLE ARBRE WELLE EJE	1
5803-CL	BOLT BOULON SCHRAUBE PERNO	2	5803-DN	SENSOR DETECTEUR SENSOR SENSOR	1
5803-CY	BOLT BOULON SCHRAUBE PERNO	2	5803-ED	BOLT BOULON SCHRAUBE PERNO	2

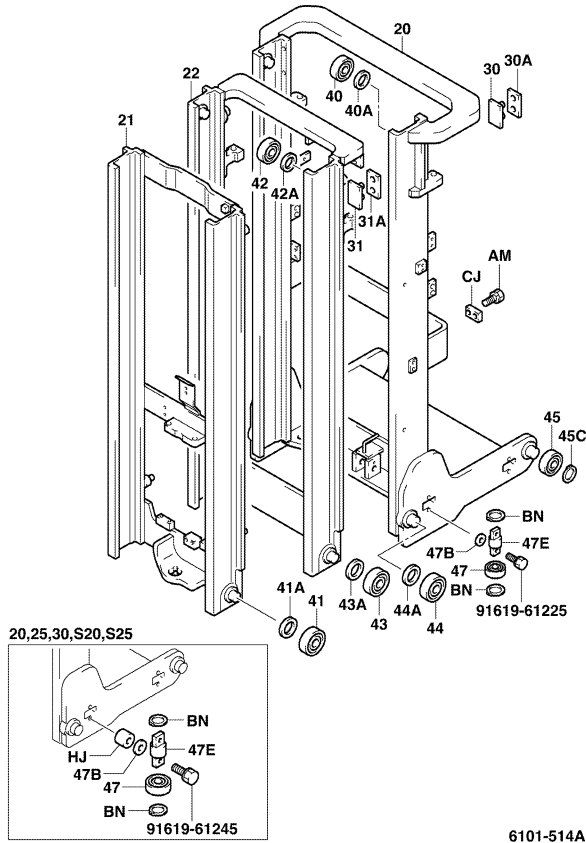
5803		SENSOR DETECTEUR		SENSOR SENSOR	
PART NAME CODE	PART NAME	QTY	PART NAME CODE	PART NAME	QTY
5803-EE	WASHER, THRUST RODELLE UNTERLEGSCHIEBE ARANDELA	1			
5803-EF	SCREW VIS SCHRAUBE TORNILLO	4			
5803-EH	BOLT BOULON SCHRAUBE PERNO	2			
5803-EI	BOLT BOULON SCHRAUBE PERNO	1			
5803-EM	SCREW VIS SCHRAUBE TORNILLO	4			
5803-FL	SENSOR DETECTEUR SENSOR SENSOR	1			

6101

MAST  
MAT

MAST  
MASTIL

FSV



6101-514A

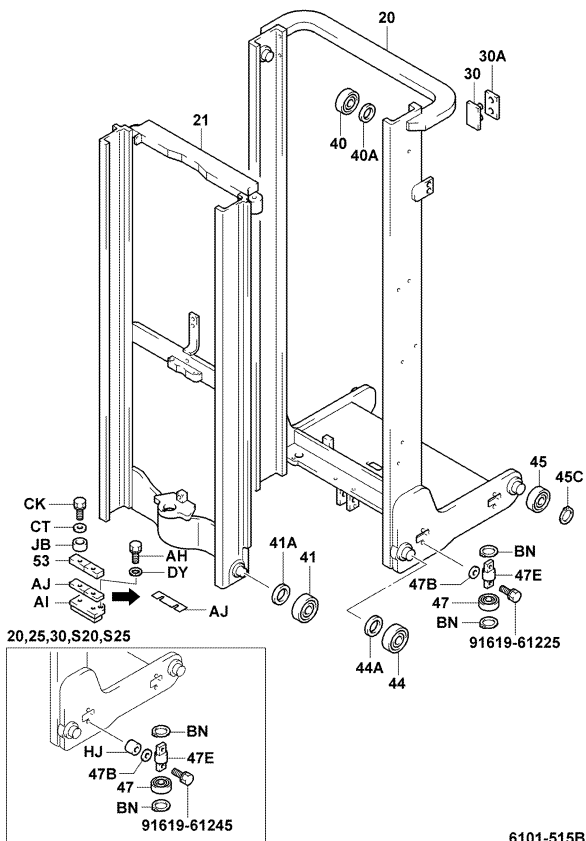
6101-514A

6101

MAST  
MAT

MAST  
MASTIL

FV



6101-515B

6101-515B

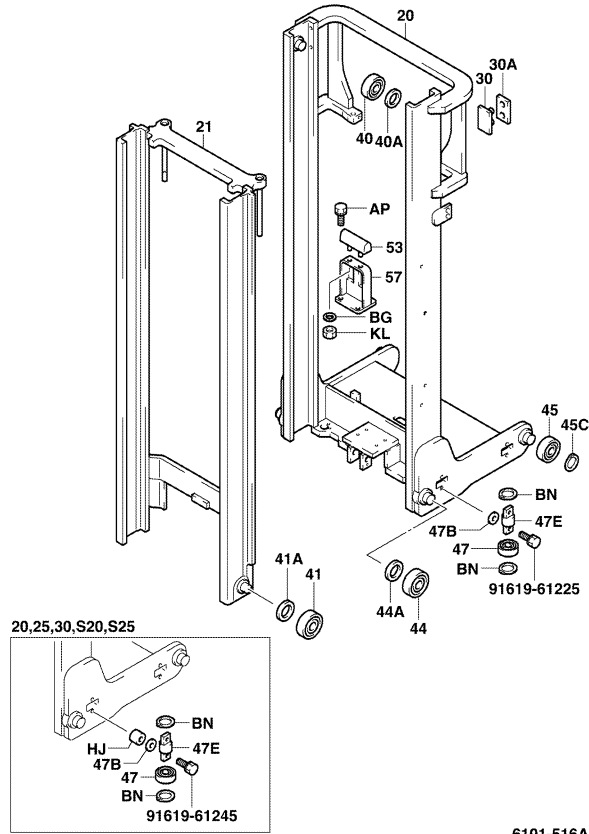


6101

MAST  
MAT

MAST  
MASTIL

SV



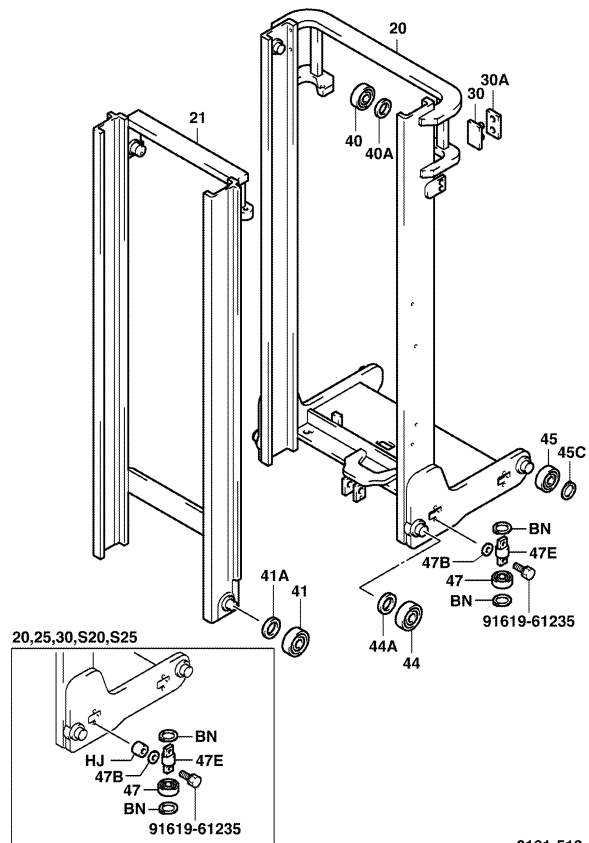
6101-516A

6101

MAST  
MAT

MAST  
MASTIL

V



6101-513

6101-513\_

6101		MAST MAT	MAST MASTIL		
PART NAME CODE	PART NAME	QTY	PART NAME CODE	PART NAME	QTY
6101-20	MAST SUB-ASSY, OUTER SOUS-ENS. DE ENS.DE MAT MAST-TEILGRUPPE SUBCONJUNTO DEL MASTIL	1	6101-42	ROLLER, LIFT (FOR MIDDLE MAST) GALET ROLLE RODILLO	2
6101-21	MAST SUB-ASSY, INNER SOUS-ENS. DE ENS.DE MAT MAST-TEILGRUPPE SUBCONJUNTO DEL MASTIL	1	6101-42A	SHIM, LIFT ROLLER (FOR MIDDLE MAST) CALE AUSGLEICHSCHEIBE CALCE	99
6101-22	MAST SUB-ASSY, MIDDLE SOUS-ENS. DE ENS.DE MAT MAST-TEILGRUPPE SUBCONJUNTO DEL MASTIL	1	6101-43	ROLLER, LIFT (FOR MIDDLE MAST) GALET ROLLE RODILLO	2
6101-30	STRIP SUB-ASSY, OUTER MAST SOUS-ENS. DE BANDE KLEMMENTR: GER-TEILGRUPPE SUBCONJUNTO DE FRANJA	2	6101-43A	SHIM, LIFT ROLLER (FOR MIDDLE MAST) CALE AUSGLEICHSCHEIBE CALCE	99
6101-31	STRIP SUB-ASSY, MIDDLE MAST SOUS-ENS. DE BANDE KLEMMENTR: GER-TEILGRUPPE SUBCONJUNTO DE FRANJA	2	6101-44	ROLLER, CARRIAGE (FRONT) GALET ROLLE RODILLO	2
6101-31A	SHIM, MIDDLE MAST STRIP CALE AUSGLEICHSCHEIBE CALCE	99	6101-44A	SHIM (FOR CARRIAGE ROLLER FRONT) GALET ROLLE RODILLO	99
6101-40	ROLLER, LIFT (FOR OUTER MAST) GALET ROLLE RODILLO	2	6101-45	ROLLER, CARRIAGE (REAR) GALET ROLLE RODILLO	2
6101-40A	SHIM, LIFT ROLLER (FOR OUTER MAST) CALE AUSGLEICHSCHEIBE CALCE	99	6101-45C	RING, SHAFT SNAP (FOR CARRIAGE ROLLER REAR) ANNEAU RING ANILLO	2
6101-41	ROLLER, LIFT (FOR INNER MAST) GALET ROLLE RODILLO	2	6101-47	ROLLER, SIDE (FOR OUTER MAST) GALET ROLLE RODILLO	4
6101-41A	SHIM, LIFT ROLLER (FOR INNER MAST) CALE AUSGLEICHSCHEIBE CALCE	99	6101-47B	SHIM (FOR OUTER MAST ROLLER) GALET ROLLE RODILLO	8-99

6101		MAST MAT	MAST MASTIL		
PART NAME CODE	PART NAME	QTY	PART NAME CODE	PART NAME	QTY
6101-47E	PIN, SIDE ROLLER (FOR OUTER MAST) GOUVILLE STIFT PASADOR	4	6101-CK	BOLT BOULON SCHRAUBE PERNO	2
6101-53	CUSHION, MAST, INNER MAST COUSSIN POLSTER ALMOHADILLA	1	6101-HJ	COLLAR COLLIER BUCHSE COLLAR	8
6101-57	SUPPORT SUB-ASSY, INNER MAST SOUS-ENS. DE SUPPORT STUTZEN-TEILGRUPPE SUBCONJUNTO DEL SOPORTE	1	6101-JB	COLLAR COLLIER BUCHSE COLLAR	2
6101-AH	BOLT BOULON SCHRAUBE PERNO	2	6101-KL	NUT ECROU MUTTER TUERCA	2
6101-AI	STOPPER BUTEE ANSCHLAG TOPE	1			
6101-AJ	SHIM, STOPPER CALE AUSGLEICHSCHEIBE CALCE	99			
6101-AM	BOLT BOULON SCHRAUBE PERNO	2			
6101-AP	BOLT BOULON SCHRAUBE PERNO	4			
6101-BN	RING, SHAFT SNAP ANNEAU RING ANILLO	8			
6101-CJ	PLATE PLAQUE PLATTE PLACA	1			

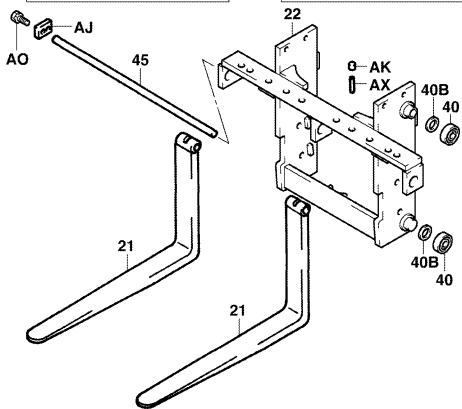
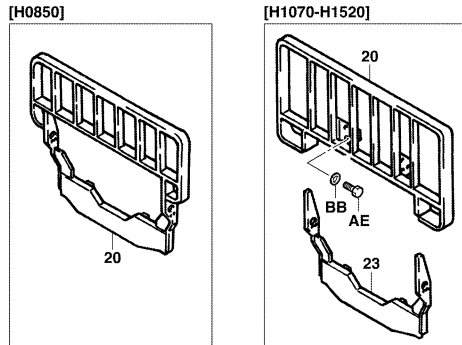
6301

LIFT BRACKET & FORK  
FOURCHE & SUPPORT DE LEVEE

GABELTRÄGER & GABEL  
HORQUILLA Y MENSULA DE ELEVACION

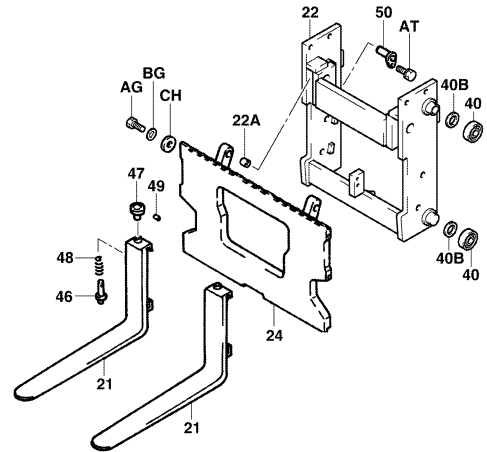
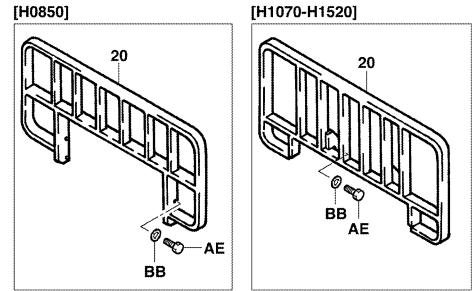
10,13,15,18..FSV

10,13,15,18..FSV (BAR TYPE)



6301-560A

6301-560A



6301-561A

6301-561A

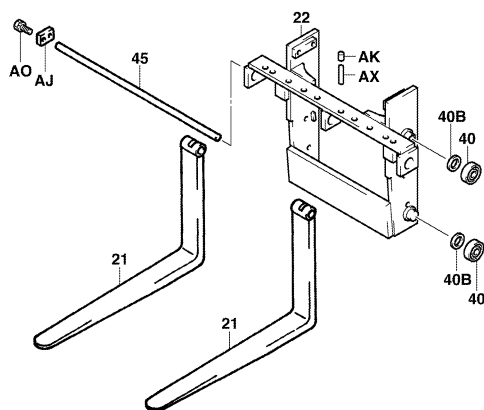
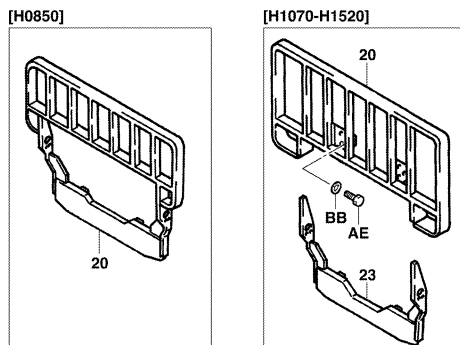
6301

LIFT BRACKET & FORK  
FOURCHE & SUPPORT DE LEVEE

GABELTRÄGER & GABEL  
HORQUILLA Y MENSULA DE ELEVACION

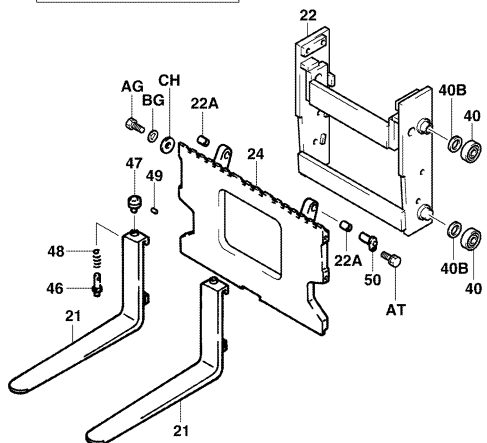
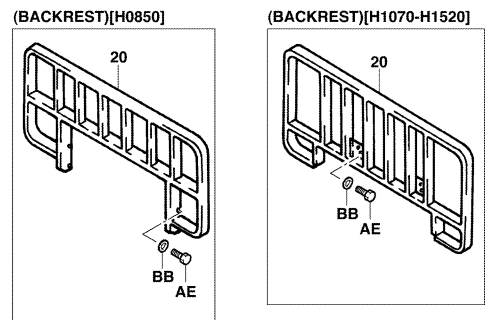
10,13,15,18..FV

10,13,15,18..FV (BAR TYPE)



6301-562A

6301-562A



6301-563A

6301-563A

6301

LIFT BRACKET & FORK  
FOURCHE & SUPPORT DE LEVEE

GABELTRÄGER & GABEL  
HORQUILLA Y MENSULA DE ELEVACION

10,13,15,18..SV

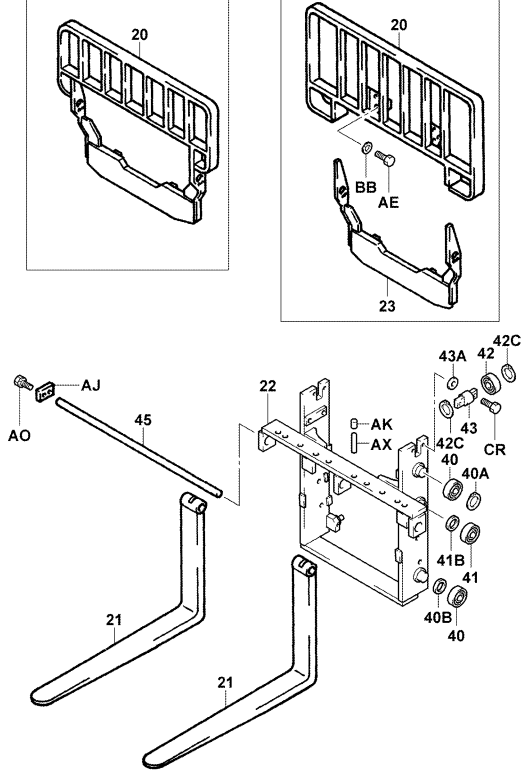
10,13,15,18..SV (BAR TYPE)

[H0850]

[H1070-H1520]

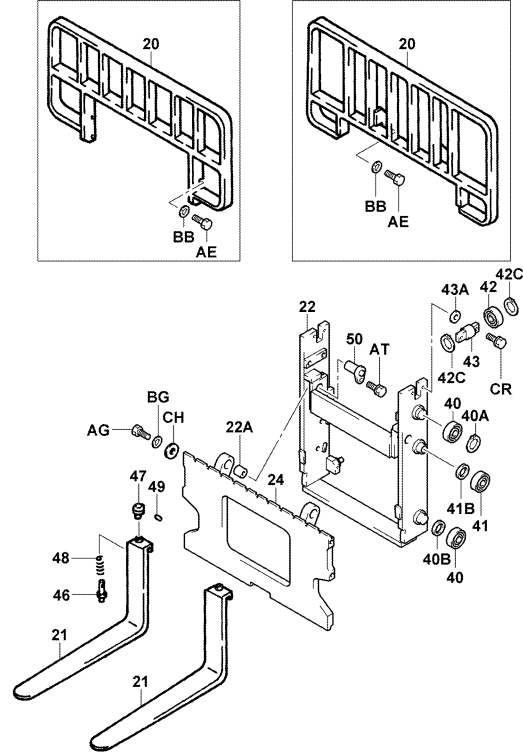
[H0850]

[H1070-H1520]



6301-564B

6301-564B



6301-565B

6301-565B

6301

LIFT BRACKET & FORK  
FOURCHE & SUPPORT DE LEVEE

GABELTRÄGER & GABEL  
HORQUILLA Y MENSULA DE ELEVACION

10,13,15,18..V

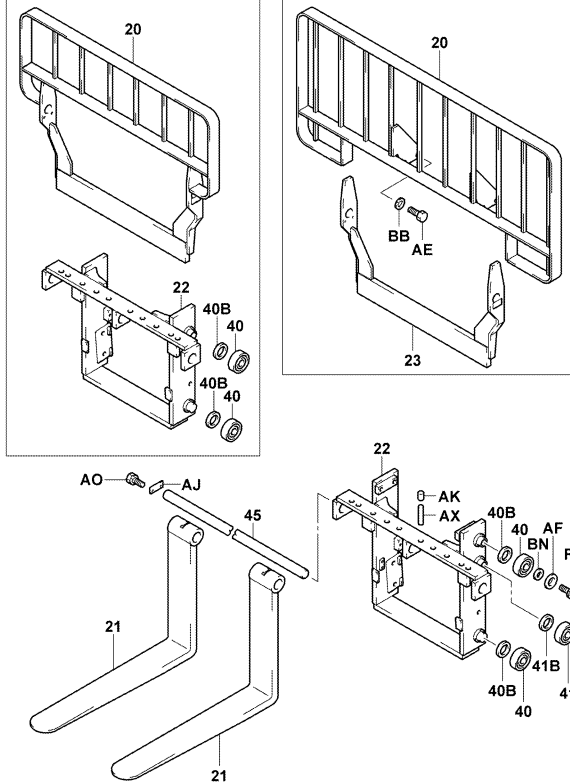
10,13,15,18..V (BAR TYPE)

[H0850]

[H1070-H1520]

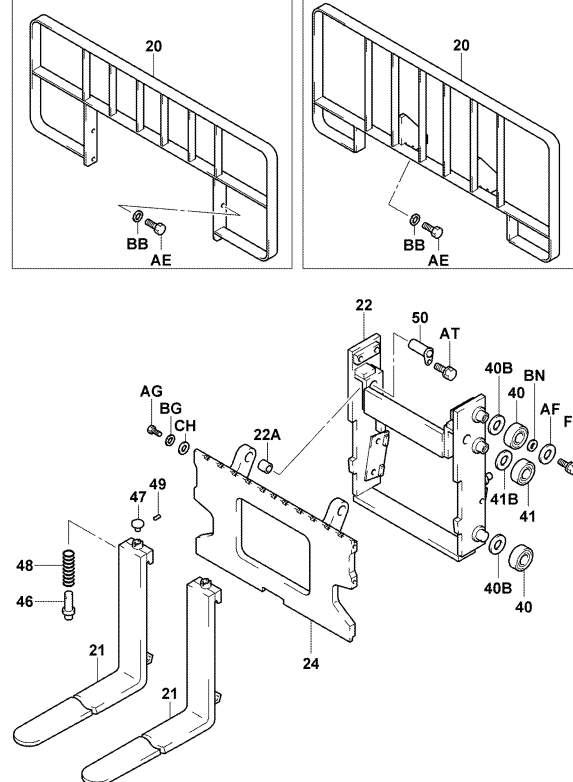
[H0850]

[H1070-H1520]



6301-566B

6301-566B



6301-567B

6301-567B

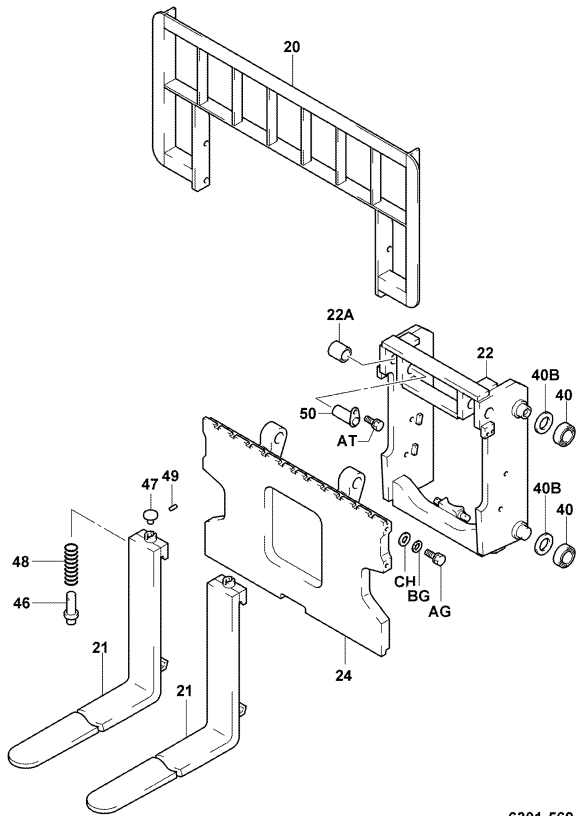
6301

LIFT BRACKET & FORK  
FOURCHE & SUPPORT DE LEVEE

GABELTRÄGER & GABEL  
HORQUILLA Y MENSULA DE ELEVACION

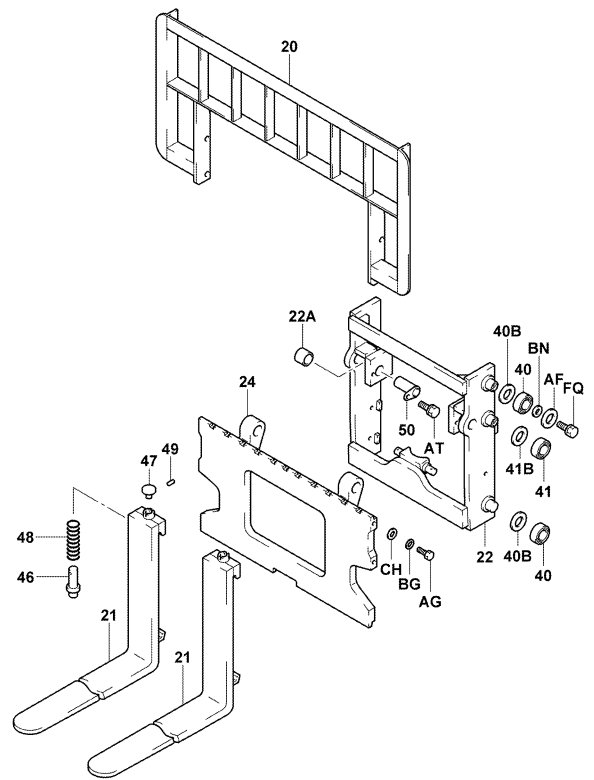
20,25,30,S20,S25..FSV

20,25,S20,S25..FV



6301-569A

6301-569A



6301-568A

6301-568A

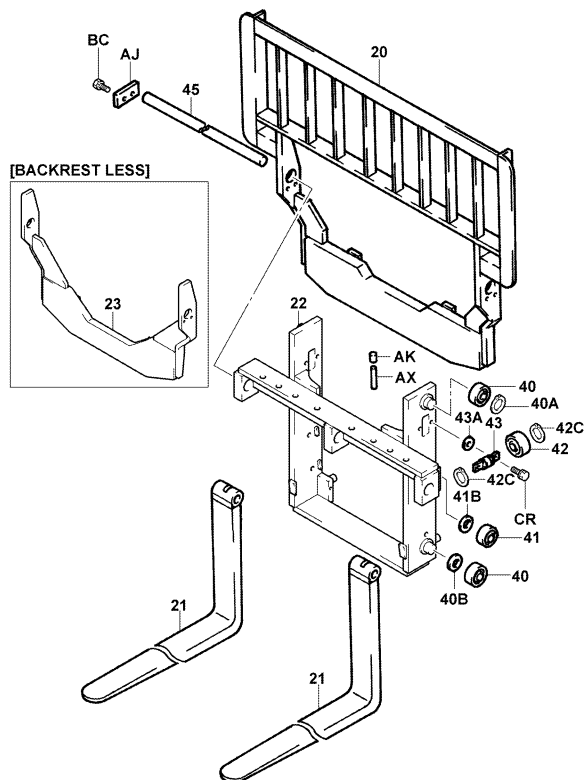
6301

LIFT BRACKET & FORK  
FOURCHE & SUPPORT DE LEVEE

GABELTRÄGER & GABEL  
HORQUILLA Y MENSULA DE ELEVACION

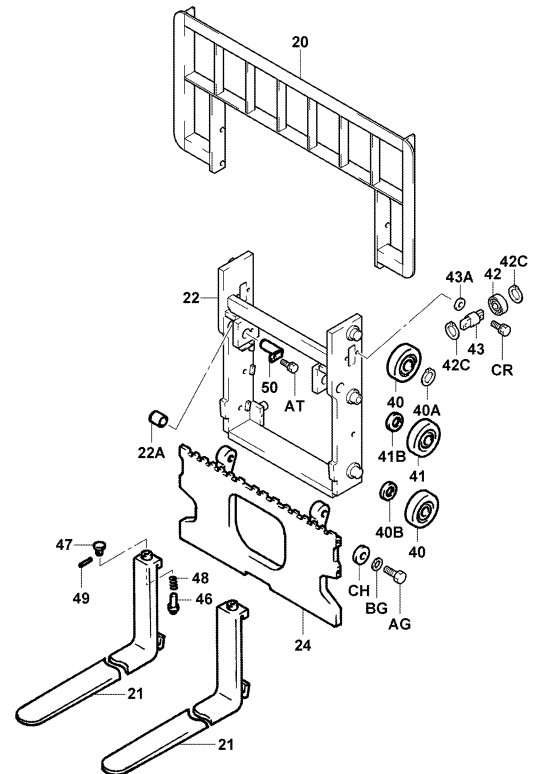
20,25,S20,S25..SV,V

20,25,S20,S25..SV,V (BAR TYPE)



6301-570B

6301-570B



6301-571A

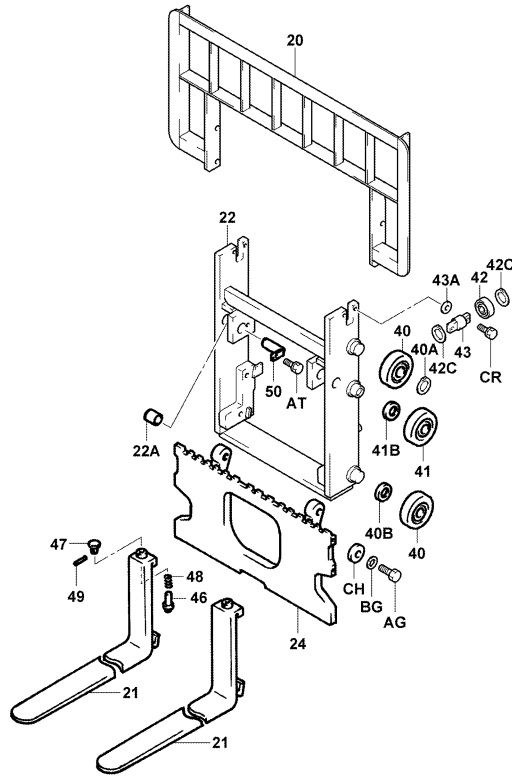
6301-571A

**6301**

**LIFT BRACKET & FORK  
FOURCHE & SUPPORT DE LEVEE**

**GABELTRÄGER & GABEL  
HORQUILLA Y MENSULA DE ELEVACION**

30..SV,V



6301-572A

6301-572A

**6301**

**LIFT BRACKET & FORK  
FOURCHE & SUPPORT DE LEVEE**

**GABELTRÄGER & GABEL  
HORQUILLA Y MENSULA DE ELEVACION**

PART NAME CODE	PART NAME	QTY	PART NAME CODE	PART NAME	QTY
6301-20	BACKREST SUB-ASSY SOUS-ENS. DE DOSSIER RUCKENLEHNE-TEILGRUPPE SUBCONJUNTO DEL RESPALDO DEL ASIENTO	1	6301-41B	SHIM (CENTER) ANNEAU RING ANILLO	99
6301-21	FORK SUB-ASSY SOUS-ENS. DE FOURCHE GABEL-TEILGRUPPE SUBCONJUNTO DE LA HORQUILLA	2	6301-42	ROLLER, SIDE GALET ROLLE RODILLO	2
6301-22	BRACKET SUB-ASSY, LIFT SOUS-ENS. DE SUPPORT TRAGER-TEILGRUPPE SUBCONJUNTO DE LA SOPORTE	1	6301-42C	RING, SHAFT SNAP (FOR SIDE ROLLER) ANNEAU RING ANILLO	4
6301-22A	BUSHING, LIFT BRACKET BAGUE BUCHSE BUJE	2	6301-43	SHAFT, SIDE ROLLER ARBRE WELLE EJE	2
6301-23	BRACKET SUB-ASSY, FINGER SOUS-ENS. DE SUPPORT TRAGER-TEILGRUPPE SUBCONJUNTO DE LA SOPORTE	1	6301-43A	SHIM (FOR SIDE ROLLER SHAFT) ANNEAU RING ANILLO	99
6301-24	FINGERBAR SUB-ASSY SOUS-ENS. DE BARRE DE FOURCHE GABELTRAGER-TEILGRUPPE SUBCONJUNTO DE LA BARRA DE HORQUILLA	1	6301-45	SHAFT, FORK SLIDE ARBRE WELLE EJE	1-2
6301-40	ROLLER, LIFT (UPPER, LOWER) GALET ROLLE RODILLO	2-4	6301-46	PIN, FORK STOPPER GOUVILLE STIFT PASADOR	2
6301-40A	RING, SHAFT SNAP (UPPER, LOWER) ANNEAU RING ANILLO	2	6301-47	KNOB, FORK STOPPER PIN BOULE KNOPF MANDO	2
6301-40B	SHIM, LIFT ROLLER CALE AUSGLEICHSCHIEBE CALCE	99	6301-48	SPRING, FORK STOPPER PIN RESSORT FEDER RESORTE	2
6301-41	ROLLER, LIFT (CENTER) GALET ROLLE RODILLO	2	6301-49	PIN, SPRING (FOR FORK STOPPER PIN) GOUVILLE STIFT PASADOR	2

6301		LIFT BRACKET & FORK FOURCHE & SUPPORT DE LEVEE		GABELTRÄGER & GABEL HORQUILLA Y MENSULA DE ELEVACION	
PART NAME CODE	PART NAME	QTY	PART NAME CODE	PART NAME	QTY
6301-50	PIN, FINGERBAR GOUPILLE STIFT PASADOR	2	6301-BG	WASHER RODELLE UNTERLEGSCHIEBE ARANDELA	2
6301-AE	BOLT BOULON SCHRAUBE PERNO	4	6301-BN	SHIM CALE AUSGLEICHSCHEIBE CALCE	99
6301-AF	PLATE PLAQUE PLATTE PLACA	2	6301-CH	WASHER RODELLE UNTERLEGSCHIEBE ARANDELA	2
6301-AG	BOLT BOULON SCHRAUBE PERNO	2-4	6301-CR	BOLT BOULON SCHRAUBE PERNO	4
6301-AJ	PLATE PLAQUE PLATTE PLACA	1-2	6301-FQ	BOLT BOULON SCHRAUBE PERNO	2
6301-AK	CAP CAPUCHON KAPPE TAPA	2			
6301-AT	BOLT BOULON SCHRAUBE PERNO	2			
6301-AX	STOPPER BUTEE ANSCHLAG TOPE	2			
6301-BB	WASHER RODELLE UNTERLEGSCHIEBE ARANDELA	4			
6301-BC	BOLT BOULON SCHRAUBE PERNO	2-4			

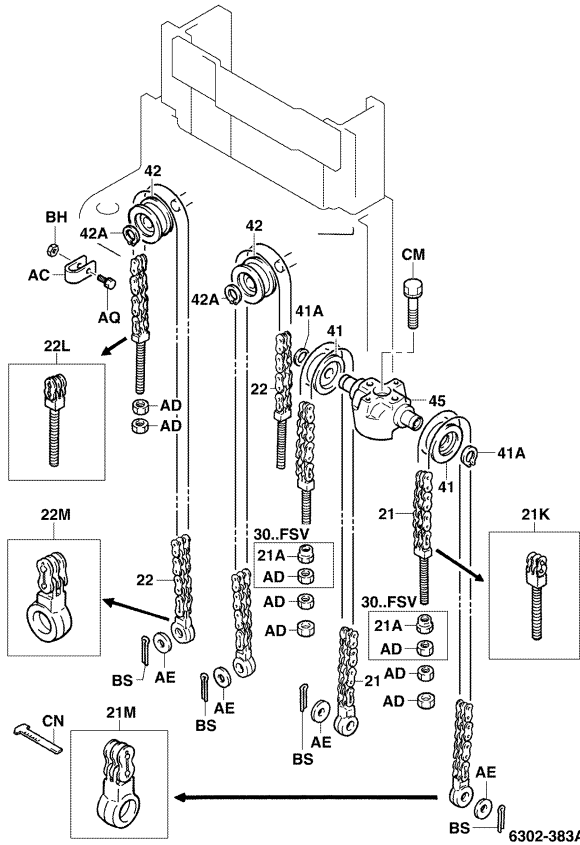
6301		LIFT BRACKET & FORK FOURCHE & SUPPORT DE LEVEE		GABELTRÄGER & GABEL HORQUILLA Y MENSULA DE ELEVACION	
PART NAME CODE	PART NAME	QTY	PART NAME CODE	PART NAME	QTY

6302

CHAIN & CHAIN WHEEL  
CHAINE ET GALET DE CHAINE

KETTE & KETTENRAD  
CADENA Y RUEDA DE CADENA

10,13,15,18..FSV



6302-383A

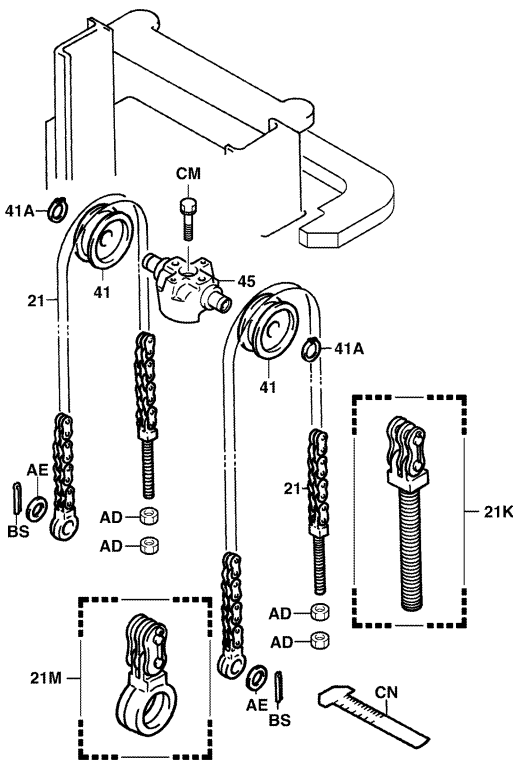
6302

CHAIN & CHAIN WHEEL  
CHAINE ET GALET DE CHAINE

KETTE & KETTENRAD  
CADENA Y RUEDA DE CADENA

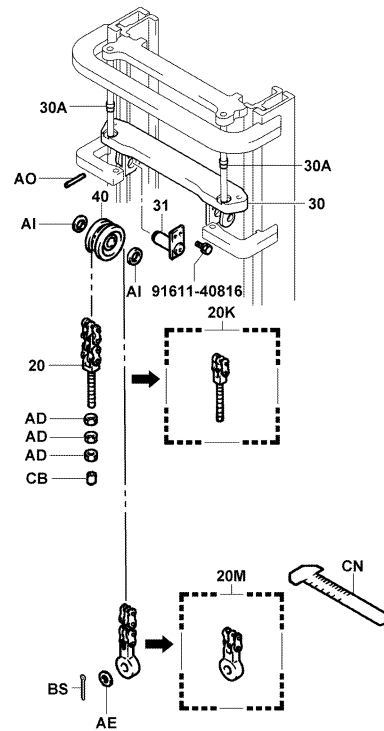
10,13,15,18..FV

10,13,15,18..SV



6302-384

6302-384\_



6302-385A

6302-385A

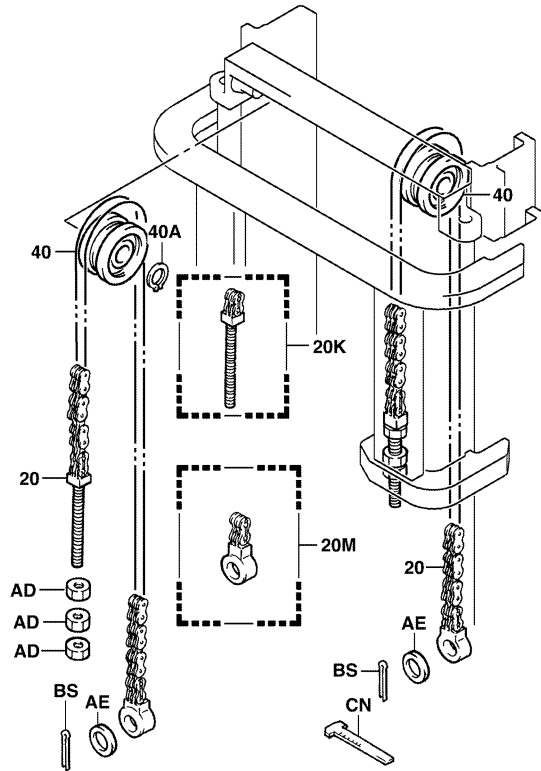


6302

CHAIN & CHAIN WHEEL  
CHAÎNE ET GALET DE CHAÎNE

KETTE & KETTENRAD  
CADENA Y RUEDA DE CADENA

10,13,15,18..V



6302-388

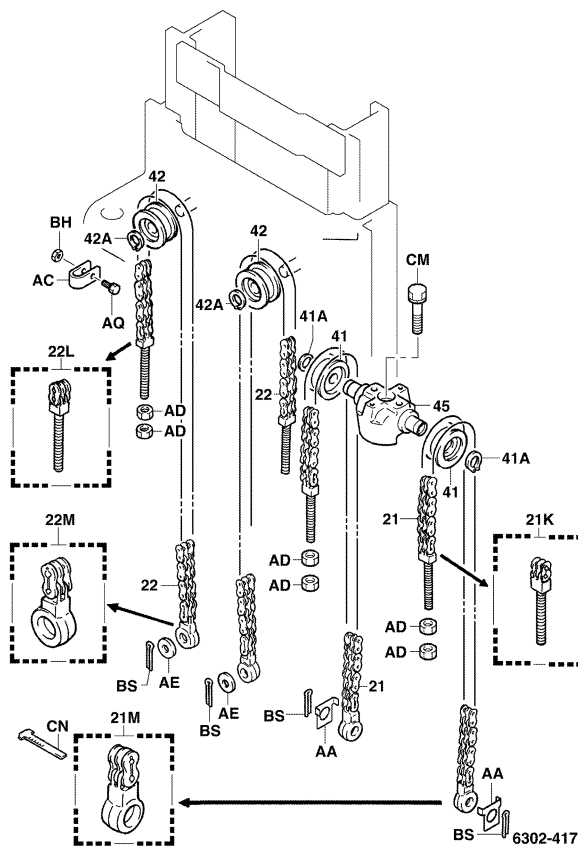
6302-388\_

6302

CHAIN & CHAIN WHEEL  
CHAÎNE ET GALET DE CHAÎNE

KETTE & KETTENRAD  
CADENA Y RUEDA DE CADENA

20,25,S20,S25..FSV



6302-417

6302-417\_

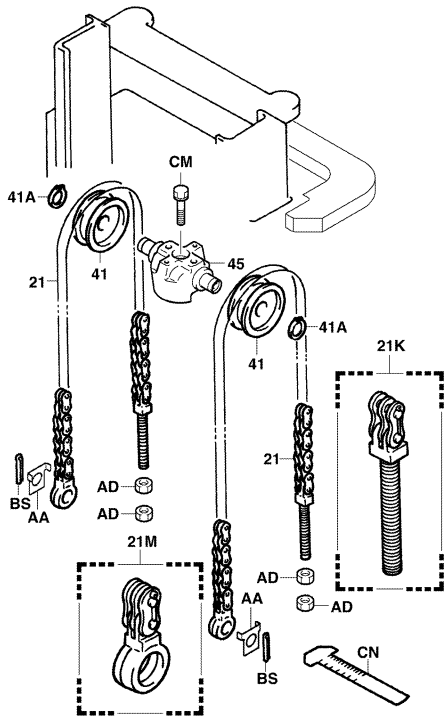
6302

CHAIN & CHAIN WHEEL  
CHAINE ET GALET DE CHAINE

KETTE & KETTENRAD  
CADENA Y RUEDA DE CADENA

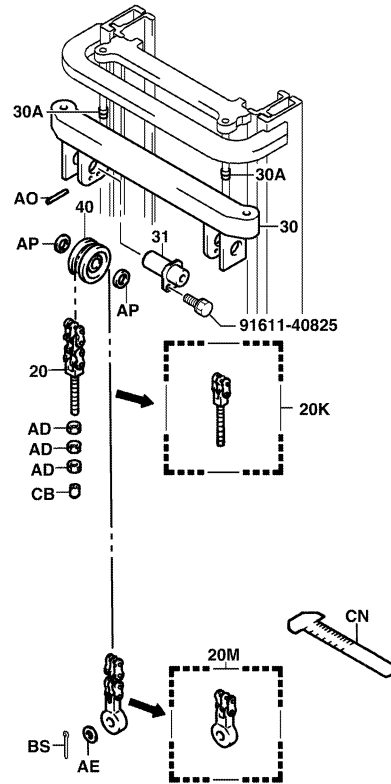
20,25,S20,S25..FV

20,25,S20,S25..SV



6302-418

6302-418\_



6302-386

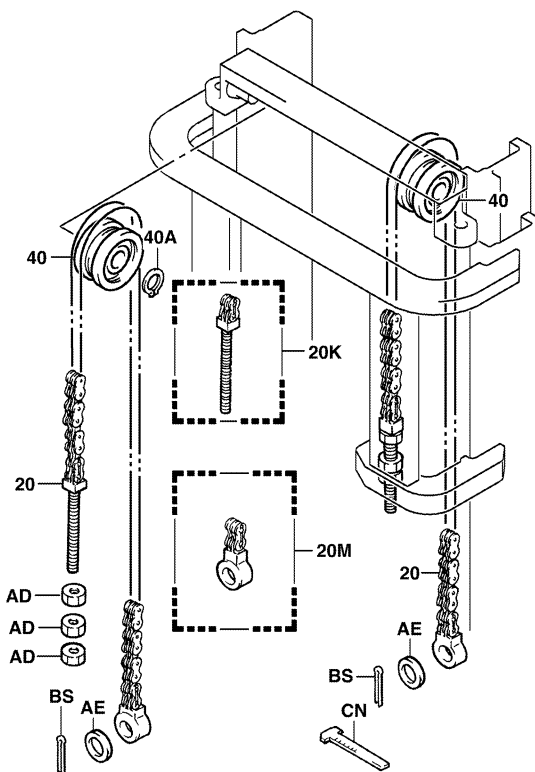
6302-386\_

6302

CHAIN & CHAIN WHEEL  
CHAINE ET GALET DE CHAINE

KETTE & KETTENRAD  
CADENA Y RUEDA DE CADENA

20,25,S20,S25..V



6302-388

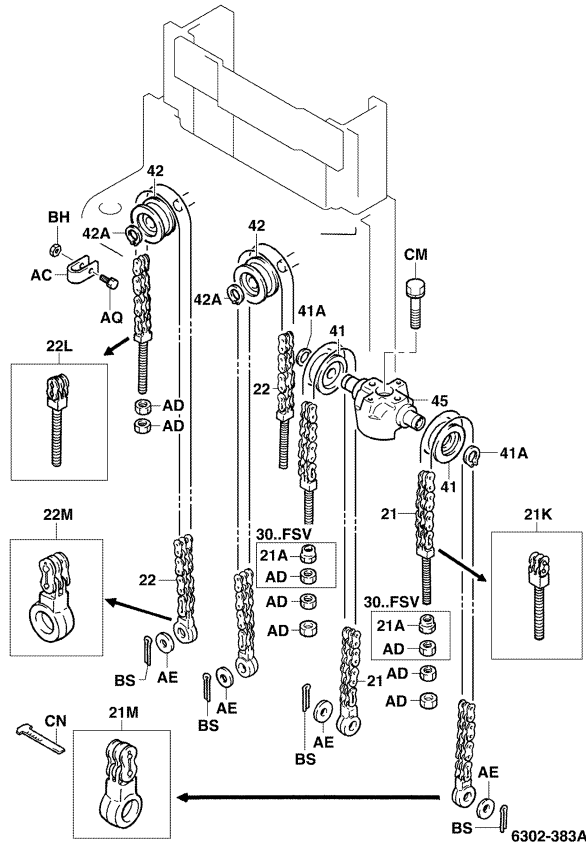
6302-388\_

6302

CHAIN & CHAIN WHEEL  
CHAÎNE ET GALET DE CHAÎNE

KETTE & KETTENRAD  
CADENA Y RUEDA DE CADENA

30..FSV



6302-383A

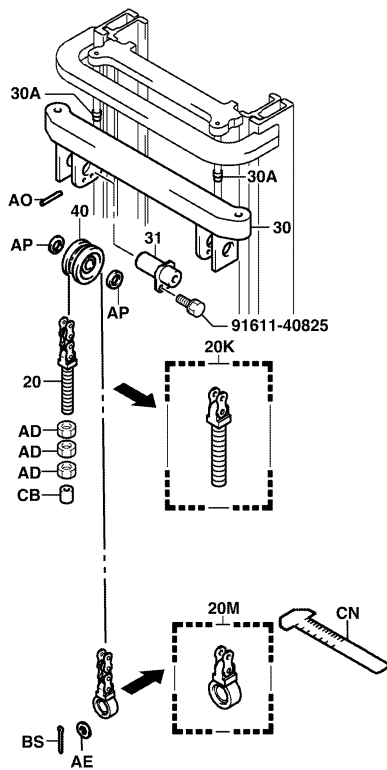
6302

CHAIN & CHAIN WHEEL  
CHAÎNE ET GALET DE CHAÎNE

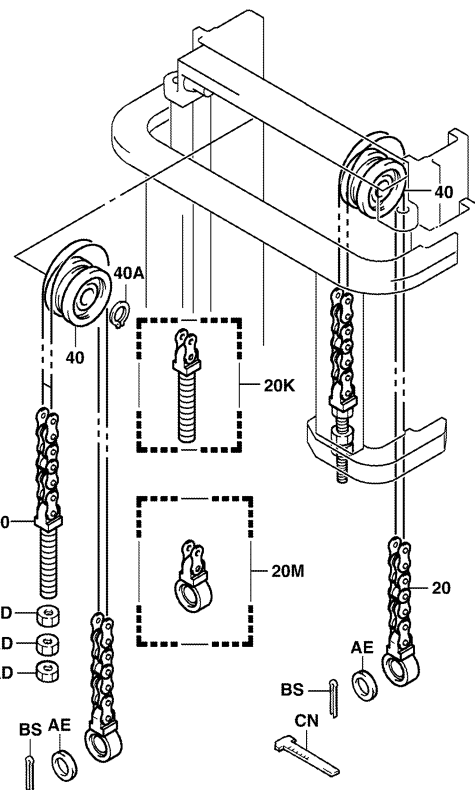
KETTE & KETTENRAD  
CADENA Y RUEDA DE CADENA

30..SV

30..V



6302-387  
6302-387\_



6302-389  
6302-389\_

6302		CHAIN & CHAIN WHEEL CHAINE ET GALET DE CHAINE		KETTE & KETTENRAD CADENA Y RUEDA DE CADENA	
PART NAME CODE	PART NAME	QTY	PART NAME CODE	PART NAME	QTY
6302-20	CHAIN SUB-ASSY SOUS-ENS. DE CHAINE KETTEN-TEILGRUPPE SUBCONJUNTO DE LA CADENA	2	6302-30	BEAM SUB-ASSY, CHAIN SOUS-ENS. DE LONGERON ACHSK! RPER-TEILGRUPPE SUBCONJUNTO DE LA VIGUETA	1
6302-20K	BOLT KIT, CHAIN ANCHOR, NO.1 KIT BOULON SCHRAUBEN-AUSRUSTUNG PERNOS DE REPUESTO	2	6302-30A	BUSHING BAGUE BUCHSE BUJE	2
6302-20M	BOLT KIT, CHAIN EYE KIT BOULON SCHRAUBEN-AUSR? STUNG PERNOS DE REPUESTO	2	6302-31	PIN, CHAIN WHEEL GOUPILLE STIFT PASADOR	2
6302-21	CHAIN SUB-ASSY, FRONT SOUS-ENS. DE CHAINE KETTEN-TEILGRUPPE SUBCONJUNTO DE LA CADENA	2	6302-40	WHEEL, CHAIN ROUE RAD RUEDA	2
6302-21A	NUT, CHAIN ADJUST (FRONT) ECROU MUTTER TUERCA	2	6302-40A	RING, SHAFT SNAP (FOR CHAIN WHEEL) ANNEAU RING ANILLO	2
6302-21K	BOLT KIT, CHAIN ANCHOR, NO.1, FRONT KIT BOULON SCHRAUBEN-AUSRUSTUNG PERNOS DE REPUESTO	2	6302-41	WHEEL, CHAIN (FRONT) ROUE RAD RUEDA	2
6302-21M	BOLT KIT, CHAIN EYE, FRONT KIT BOULON SCHRAUBEN-AUSR? STUNG PERNOS DE REPUESTO	2	6302-41A	RING, SHAFT SNAP (FOR FRONT CHAIN WHEEL) ANNEAU RING ANILLO	2
6302-22	CHAIN SUB-ASSY, REAR SOUS-ENS. DE CHAINE KETTEN-TEILGRUPPE SUBCONJUNTO DE LA CADENA	2	6302-42	WHEEL, CHAIN (REAR) ROUE RAD RUEDA	2
6302-22L	BOLT KIT, CHAIN ANCHOR, NO.2, REAR KIT BOULON SCHRAUBEN-AUSRUSTUNG PERNOS DE REPUESTO	2	6302-42A	RING, SHAFT SNAP (FOR CHAIN WHEEL) ANNEAU RING ANILLO	2
6302-22M	BOLT KIT, CHAIN EYE KIT BOULON SCHRAUBEN-AUSR? STUNG PERNOS DE REPUESTO	2	6302-45	SUPPORT, CHAIN WHEEL SUPPORT STUTZE SOPORTE	1

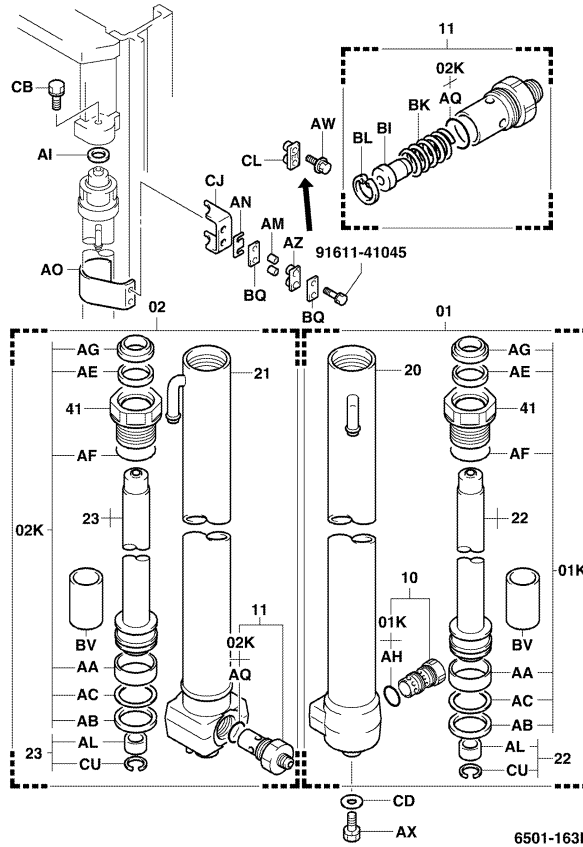
6302		CHAIN & CHAIN WHEEL CHAINE ET GALET DE CHAINE		KETTE & KETTENRAD CADENA Y RUEDA DE CADENA	
PART NAME CODE	PART NAME	QTY	PART NAME CODE	PART NAME	QTY
6302-AA	PLATE, CHAIN STOPPER PLAQUE PLATTE PLACA	2	6302-CM	BOLT BOULON SCHRAUBE PERNO	1
6302-AC	CLAMP, CHAIN ANCHOR BOLT PINSE KLEMME ABRAZADERA	2	6302-CN	GAGE, CHAIN JAUGE MESSGERAT MEDIDOR	1
6302-AD	NUT ECROU MUTTER TUERCA	6-10			
6302-AE	WASHER, CHAIN SPECIAL RODELLE UNTERLEGSSCHEIBE ARANDELA	2-4			
6302-AI	SPACER ENTRETOISE Distanzstuck SEPARADOR	4			
6302-AO	PIN, SPRING GOUPILLE STIFT PASADOR	2			
6302-AP	COLLAR, CHAIN WHEEL COLLIER BUCHSE COLLAR	4			
6302-AQ	BOLT BOULON SCHRAUBE PERNO	2			
6302-BH	NUT ECROU MUTTER TUERCA	2			
6302-BS	PIN, COTTER GOUPILLE STIFT PASADOR	2-4			

6501

LIFT CYLINDER  
CYLINDRE DE LEVEE

HUBZYLINDER  
CILINDRO DE ELEVACION

10,13,15,18..SV,V



6501-163B

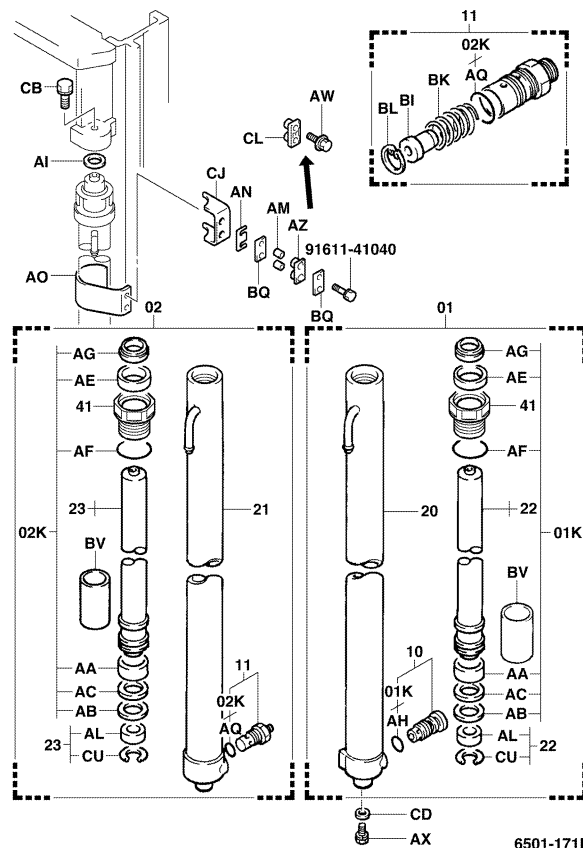
6501-163B

6501

LIFT CYLINDER  
CYLINDRE DE LEVEE

HUBZYLINDER  
CILINDRO DE ELEVACION

20,25,S20,S25..SV,V



6501-171B

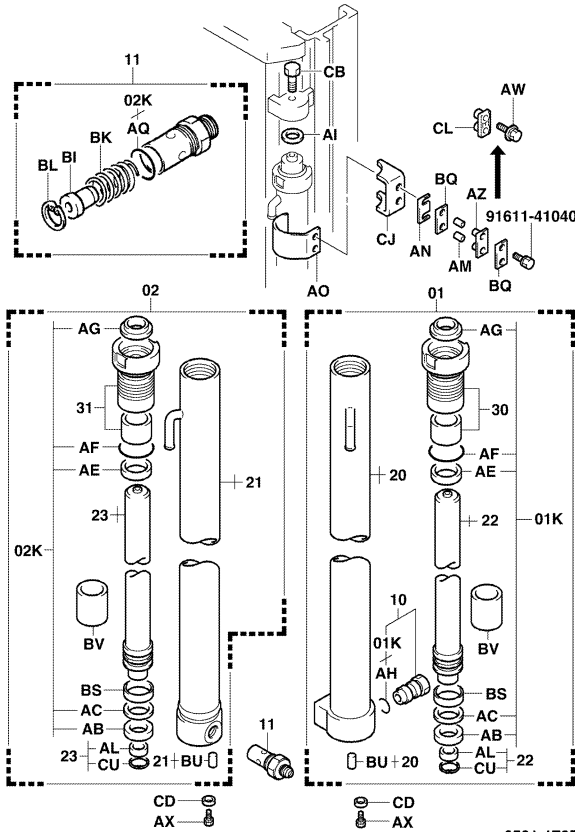
6501-171B

6501

LIFT CYLINDER  
CYLINDRE DE LEVEE

HUBZYLINDER  
CILINDRO DE ELEVACION

30..SV,V



6501-172B

6501-172B

6501

LIFT CYLINDER  
CYLINDRE DE LEVEE

HUBZYLINDER  
CILINDRO DE ELEVACION

PART NAME CODE	PART NAME	QTY	PART NAME CODE	PART NAME	QTY
6501-01	CYLINDER ASSY, LIFT, RH ENS. DE CYLINDRE ZYLINDER, VOLLST. CONJUNTO DEL CILINDRO	1	6501-30	GUIDE SUB-ASSY, LIFT CYLINDER ROD, RH SOUS-ENS. DE GUIDE FUHRUNGS-TEILGRUPPE SUBCONJUNTO DE GUIA	1
6501-01K	CYLINDER O/H KIT, LIFT, RH JEU O/H DE CYLINDRE ZYLINDER-7 BERHOLSATZ JUEGO O/H DEL CILINDRO	1	6501-31	GUIDE SUB-ASSY, LIFT CYLINDER ROD, LH SOUS-ENS. DE GUIDE FUHRUNGS-TEILGRUPPE SUBCONJUNTO DE GUIA	1
6501-02	CYLINDER ASSY, LIFT, LH ENS. DE CYLINDRE ZYLINDER, VOLLST. CONJUNTO DEL CILINDRO	1	6501-41	COVER, LIFT CYLINDER COUVERCLE DECKEL CUBIERTA	2
6501-02K	CYLINDER O/H KIT, LIFT, LH JEU O/H DE CYLINDRE ZYLINDER-7 BERHOLSATZ JUEGO O/H DEL CILINDRO	1	6501-AA	RING, WEAR ANNEAU RING ANILLO	2
6501-10	VALVE ASSY, FLOW REGULATOR ENS. DE SOUPAPE VENTIL, VOLLST. CONJUNTO DE VALVULA	1	6501-AB	PACKING, U CALE DICHTUNG EMPAQUETADURA	2
6501-11	VALVE ASSY, SAFETY DOWN ENS. DE SOUPAPE VENTIL, VOLLST. CONJUNTO DE VALVULA	1	6501-AC	RING, BACK UP ANNEAU RING ANILLO	2
6501-20	CYLINDER SUB-ASSY, LIFT, RH SOUS-ENS. DE CYLINDRE ZYLINDER-TEILGRUPPE SUBCONJUNTO DEL CILINDRO	1	6501-AE	PACKING, U CALE DICHTUNG EMPAQUETADURA	2
6501-21	CYLINDER SUB-ASSY, LIFT, LH SOUS-ENS. DE CYLINDRE ZYLINDER-TEILGRUPPE SUBCONJUNTO DEL CILINDRO	1	6501-AF	RING, O ANNEAU RING ANILLO	2
6501-22	ROD SUB-ASSY, LIFT CYLINDER, RH SOUS-ENS. DE BIELLE STANGEN-TEILGRUPPE SUBCONJUNTO DE LA VARILLA	1	6501-AG	SEAL, DUST JOINT ABDICHTUNG SELLO	2
6501-23	ROD SUB-ASSY, LIFT CYLINDER, LH SOUS-ENS. DE BIELLE STANGEN-TEILGRUPPE SUBCONJUNTO DE LA VARILLA	1	6501-AI	SHIM CALE AUSGLEICHSCHEIBE CALCE	99

6501		LIFT CYLINDER CYLINDRE DE LEVEE		HUBZYLINDER CILINDRO DE ELEVACION	
PART NAME CODE	PART NAME	QTY	PART NAME CODE	PART NAME	QTY
6501-AL	BUSHING ----- BAGUE BUCHSE BUJE	2	6501-CJ	PLATE ----- PLAQUE PLATTE PLACA	2
6501-AM	SPACER ----- ENTRETOISE DISTANZSTUCK SEPARADOR	4	6501-CL	BUSHING ----- BAGUE BUCHSE BUJE	2
6501-AO	SUPPORT, LIFT CYLINDER ----- SUPPORT STUTZE SOPORTE	2	6501-CU	RING ----- ANNEAU RING ANILLO	2
6501-AW	BOLT ----- BOULON SCHRAUBE PERNO	4			
6501-AX	BOLT ----- BOULON SCHRAUBE PERNO	2			
6501-BS	RING, PISTON ----- ANNEAU RING ANILLO	2			
6501-BU	PIN ----- GOUPIILLE STIFT PASADOR	2			
6501-BV	COLLAR ----- COLLIER BUCHSE COLLAR	1-2			
6501-CB	BOLT ----- BOULON SCHRAUBE PERNO	2			
6501-CD	WASHER, PLATE ----- RODELLE UNTERLEGSCHIEBE ARANDELA	2			

6501		LIFT CYLINDER CYLINDRE DE LEVEE		HUBZYLINDER CILINDRO DE ELEVACION	
PART NAME CODE	PART NAME	QTY	PART NAME CODE	PART NAME	QTY

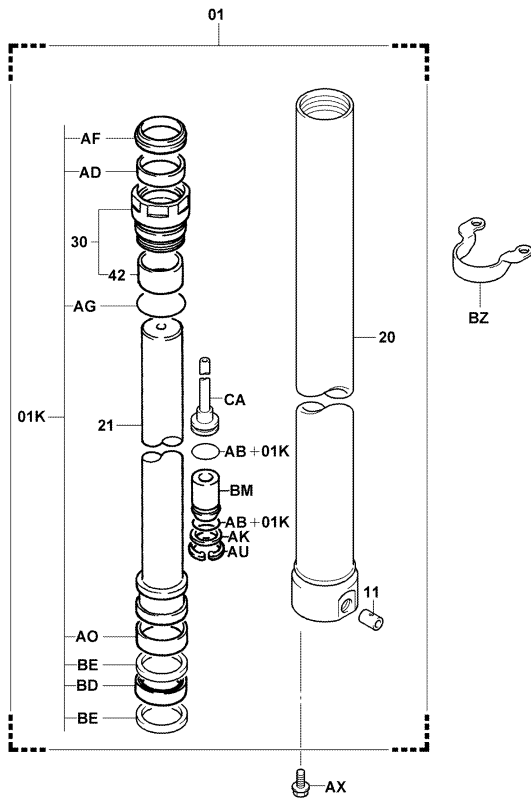
6502

FRONT LIFT CYLINDER  
CYLINDRE DE LEVEE AVANT

VORDERER HUBZYLINDER  
CILINDRO DE ELEVACION FRONTAL

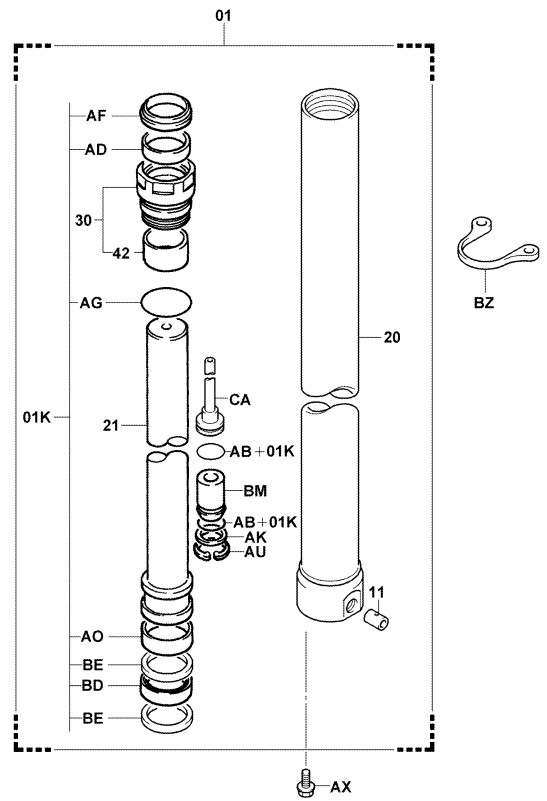
10,13,15,18..FSV,FV

20,25,S20,S25..FSV,FV



6502-132

6502-132\_



6502-135

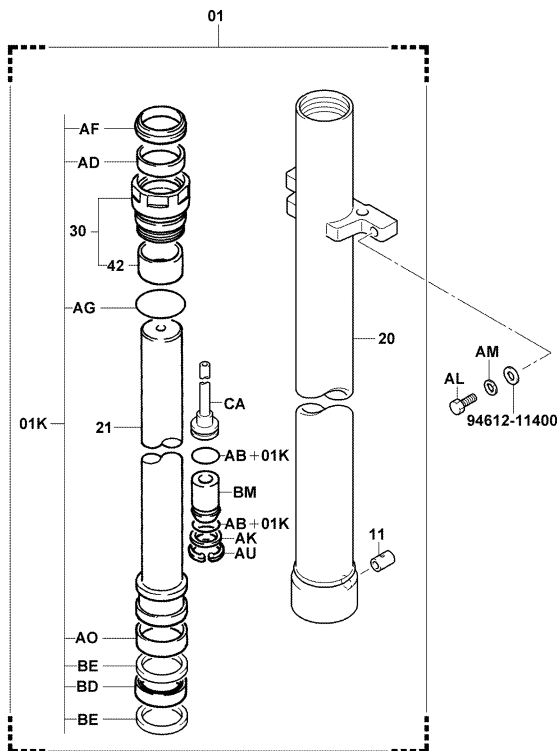
6502-135\_

6502

FRONT LIFT CYLINDER  
CYLINDRE DE LEVEE AVANT

VORDERER HUBZYLINDER  
CILINDRO DE ELEVACION FRONTAL

30..FSV



6502-136

6502-136\_



6502		FRONT LIFT CYLINDER CYLINDRE DE LEVEE AVANT		VORDERER HUBZYLINDER CILINDRO DE ELEVACION FRONTAL	
PART NAME CODE	PART NAME	QTY	PART NAME CODE	PART NAME	QTY
6502-01	CYLINDER ASSY, LIFT ENS. DE CYLINDRE ZYLINDER, VOLLST. CONJUNTO DEL CILINDRO	1	6502-AG	RING, O ANNEAU RING ANILLO	1
6502-01K	CYLINDER O/H KIT, LIFT JEU O/H DE CYLINDRE ZYLINDER-7 BERHOLSATZ JUEGO O/H DEL CILINDRO	1	6502-AK	WASHER, PLATE RODELLE UNTERLEGSSCHEIBE ARANDELA	1
6502-11	VALVE ASSY, SAFETY DOWN ENS. DE SOUPAPE VENTIL, VOLLST. CONJUNTO DE VALVULA	1	6502-AL	BOLT BOULON SCHRAUBE PERNO	2
6502-20	CYLINDER SUB-ASSY, LIFT SOUS-ENS. DE CYLINDRE ZYLINDER-TEILGRUPPE SUBCONJUNTO DEL CILINDRO	1	6502-AO	RING, WEAR ANNEAU RING ANILLO	1
6502-21	ROD SUB-ASSY, LIFT CYLINDER SOUS-ENS. DE BIELLE STANGEN-TEILGRUPPE SUBCONJUNTO DE LA VARILLA	1	6502-AX	BOLT BOULON SCHRAUBE PERNO	1
6502-30	GUIDE SUB-ASSY, LIFT CYLINDER ROD SOUS-ENS. DE GUIDE FUHRUNGS-TEILGRUPPE SUBCONJUNTO DE GUIA	1	6502-BD	PACKING CALE DICHTUNG EMPAQUETADURA	1
6502-42	SLEEVE, LIFT CYLINDER ROD GUIDE MANCHON HULSE MANGUITO	1	6502-BE	RING, BACK UP ANNEAU RING ANILLO	2
6502-AB	RING, O ANNEAU RING ANILLO	2	6502-BM	VALVE, CHECK SOUPAPE VENTIL VALVULA	1
6502-AD	PACKING, U CALE DICHTUNG EMPAQUETADURA	1	6502-BZ	CLAMP, LIFT CYLINDER PINSE KLEMME ABRAZADERA	1
6502-AF	SEAL, DUST JOINT ABDICHTUNG SELLO	1	6502-CA	PIPE SUB-ASSY SOUS-ENS. DE TUYAU ROHR-TEILGRUPPE SUBCONJUNTO DE TUBO	1

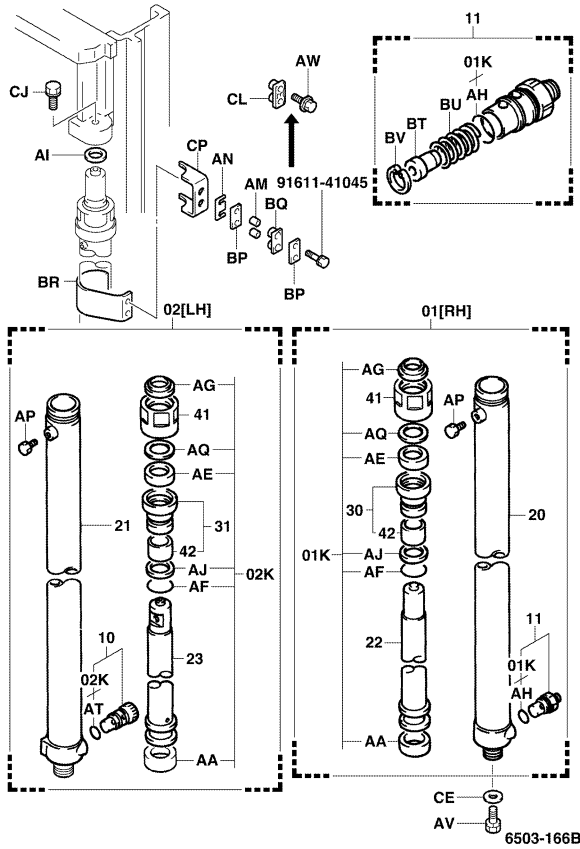
6502		FRONT LIFT CYLINDER CYLINDRE DE LEVEE AVANT		VORDERER HUBZYLINDER CILINDRO DE ELEVACION FRONTAL	
PART NAME CODE	PART NAME	QTY	PART NAME CODE	PART NAME	QTY

6503

REAR LIFT CYLINDER  
CYLINDRE DE LEVEE ARRIERE

HINTERER HUBZYLINDER  
CILINDRO DE ELEVACION TRASERO

10,13,15,18..FV



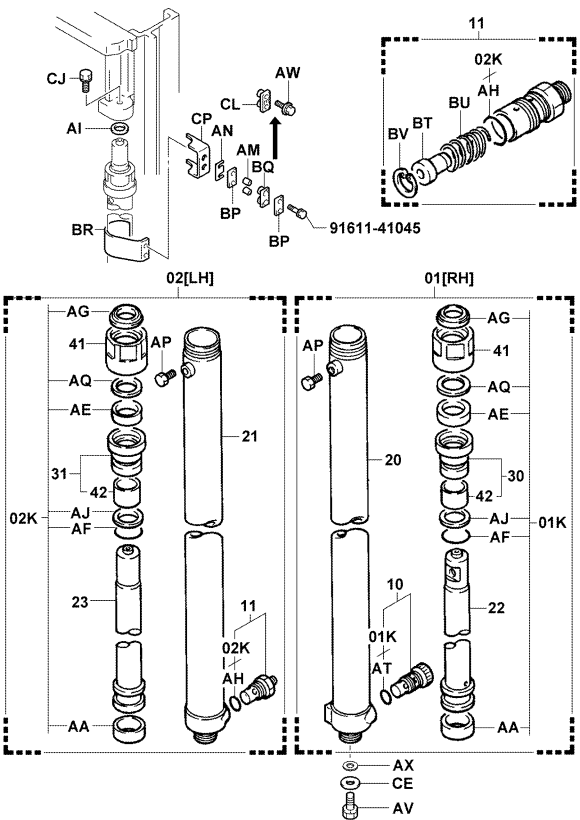
6503-166B

6503

REAR LIFT CYLINDER  
CYLINDRE DE LEVEE ARRIERE

HINTERER HUBZYLINDER  
CILINDRO DE ELEVACION TRASERO

20,25,S20,S25..FV



6503-167C

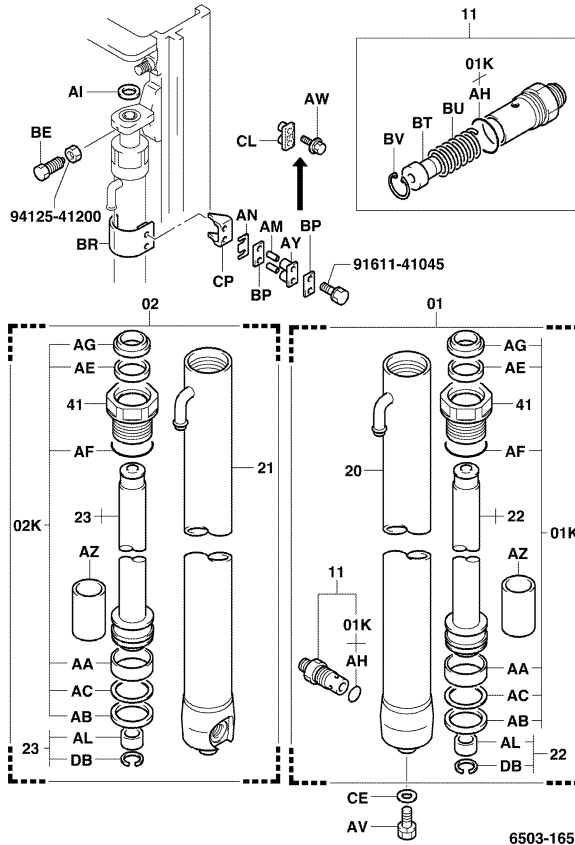
6503-167C

6503

REAR LIFT CYLINDER  
CYLINDRE DE LEVEE ARRIERE

HINTERER HUBZYLINDER  
CILINDRO DE ELEVACION TRASERO

FSV



6503-165B

6503-165B

6503

REAR LIFT CYLINDER  
CYLINDRE DE LEVEE ARRIERE

HINTERER HUBZYLINDER  
CILINDRO DE ELEVACION TRASERO

PART NAME CODE	PART NAME	QTY	PART NAME CODE	PART NAME	QTY
6503-01	CYLINDER ASSY, LIFT, RH ENS. DE CYLINDRE ZYLINDER, VOLLST. CONJUNTO DEL CILINDRO	1	6503-30	GUIDE SUB-ASSY, LIFT CYLINDER ROD, RH SOUS-ENS. DE GUIDE FUHRUNGS-TEILGRUPPE SUBCONJUNTO DE GUIA	1
6503-01K	CYLINDER O/H KIT, LIFT, RH JEU O/H DE CYLINDRE ZYLINDER-7 BERHOLSATZ JUEGO O/H DEL CILINDRO	1	6503-31	GUIDE SUB-ASSY, LIFT CYLINDER ROD, LH SOUS-ENS. DE GUIDE FUHRUNGS-TEILGRUPPE SUBCONJUNTO DE GUIA	1
6503-02	CYLINDER ASSY, LIFT, LH ENS. DE CYLINDRE ZYLINDER, VOLLST. CONJUNTO DEL CILINDRO	1	6503-41	COVER, LIFT CYLINDER COUVERCLE DECKEL CUBIERTA	2
6503-02K	CYLINDER O/H KIT, LIFT, LH JEU O/H DE CYLINDRE ZYLINDER-7 BERHOLSATZ JUEGO O/H DEL CILINDRO	1	6503-42	SLEEVE, LIFT CYLINDER ROD GUIDE MANCHON HULSE MANGUITO	2
6503-10	VALVE ASSY, FLOW REGULATOR ENS. DE SOUPAPE VENTIL, VOLLST. CONJUNTO DE VALVULA	1	6503-AA	RING, WEAR ANNEAU RING ANILLO	2
6503-11	VALVE ASSY, SAFETY DOWN ENS. DE SOUPAPE VENTIL, VOLLST. CONJUNTO DE VALVULA	1	6503-AB	PACKING, U CALE DICHTUNG EMPAQUETADURA	2
6503-20	CYLINDER SUB-ASSY, LIFT, RH SOUS-ENS. DE CYLINDRE ZYLINDER-TEILGRUPPE SUBCONJUNTO DEL CILINDRO	1	6503-AC	RING, BACK UP ANNEAU RING ANILLO	2
6503-21	CYLINDER SUB-ASSY, LIFT, LH SOUS-ENS. DE CYLINDRE ZYLINDER-TEILGRUPPE SUBCONJUNTO DEL CILINDRO	1	6503-AE	PACKING, U CALE DICHTUNG EMPAQUETADURA	2
6503-22	ROD SUB-ASSY, LIFT CYLINDER, RH SOUS-ENS. DE BIELLE STANGEN-TEILGRUPPE SUBCONJUNTO DE LA VARILLA	1	6503-AF	RING, O ANNEAU RING ANILLO	2
6503-23	ROD SUB-ASSY, LIFT CYLINDER, LH SOUS-ENS. DE BIELLE STANGEN-TEILGRUPPE SUBCONJUNTO DE LA VARILLA	1	6503-AG	SEAL, DUST JOINT ABDICHTUNG SELLO	2

6503		REAR LIFT CYLINDER CYLINDRE DE LEVEE ARRIERE		HINTERER HUBZYLINDER CILINDRO DE ELEVACION TRASERO	
PART NAME CODE	PART NAME	QTY	PART NAME CODE	PART NAME	QTY
6503-AH	RING, O ANNEAU RING ANILLO	1	6503-BE	BOLT, STOPPER BOULON SCHRAUBE PERNO	2
6503-AI	SHIM CALE AUSGLEICHSCHLEIBE CALCE	99	6503-BP	PLATE PLAQUE PLATTE PLACA	2
6503-AJ	RING, BACK UP ANNEAU RING ANILLO	2	6503-BR	SUPPORT SUB-ASSY SOUS-ENS. DE SUPPORT STUTZEN-TEILGRUPPE SUBCONJUNTO DEL SOPORTE	1-2
6503-AM	SPACER ENTRETOISE DISTANZSTUCK SEPARADOR	4	6503-BT	PISTON PISTON KOLBEN PISTON	2
6503-AN	SHIM CALE AUSGLEICHSCHLEIBE CALCE	99	6503-BU	SPRING RESSORT FEDER RESORTE	2
6503-AP	PLUG BOUCHON STOPFEN TAPON	2	6503-BV	RING, SNAP ANNEAU RING ANILLO	2
6503-AQ	RING, BACK UP ANNEAU RING ANILLO	2	6503-CE	WASHER RODELLE UNTERLEGSCHLEIBE ARANDELA	2
6503-AV	BOLT BOULON SCHRAUBE PERNO	2	6503-CJ	BOLT BOULON SCHRAUBE PERNO	1-2
6503-AW	BOLT BOULON SCHRAUBE PERNO	4	6503-CL	BUSHING BAGUE BUCHSE BUJE	2
6503-AZ	SPACER, LIFT CYLINDER ENTRETOISE DISTANZSTUCK SEPARADOR	2	6503-CP	PLATE PLAQUE PLATTE PLACA	2

6503		REAR LIFT CYLINDER CYLINDRE DE LEVEE ARRIERE		HINTERER HUBZYLINDER CILINDRO DE ELEVACION TRASERO	
PART NAME CODE	PART NAME	QTY	PART NAME CODE	PART NAME	QTY
6503-DB	RING ANNEAU RING ANILLO	2			

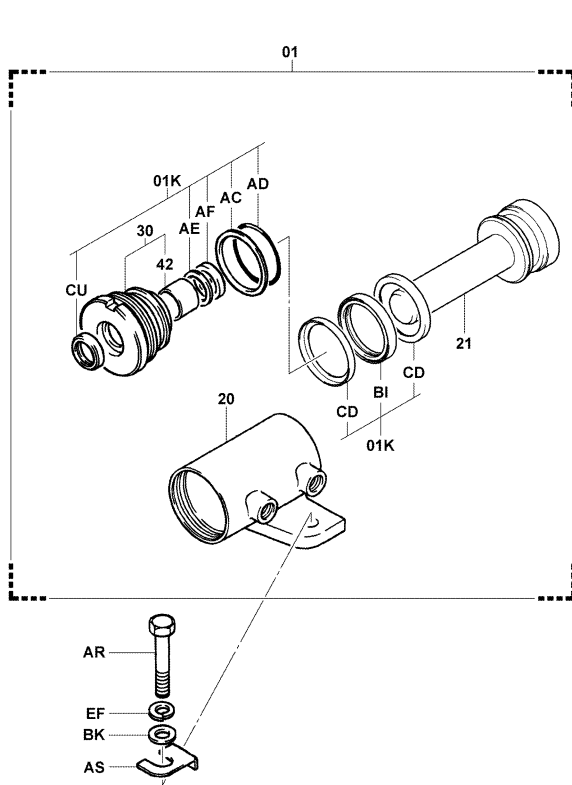
6511

TILT CYLINDER  
CYLINDRE D'INCLINAISON

NEIGEZYLLINDER  
CILINDRO DE INCLINACION

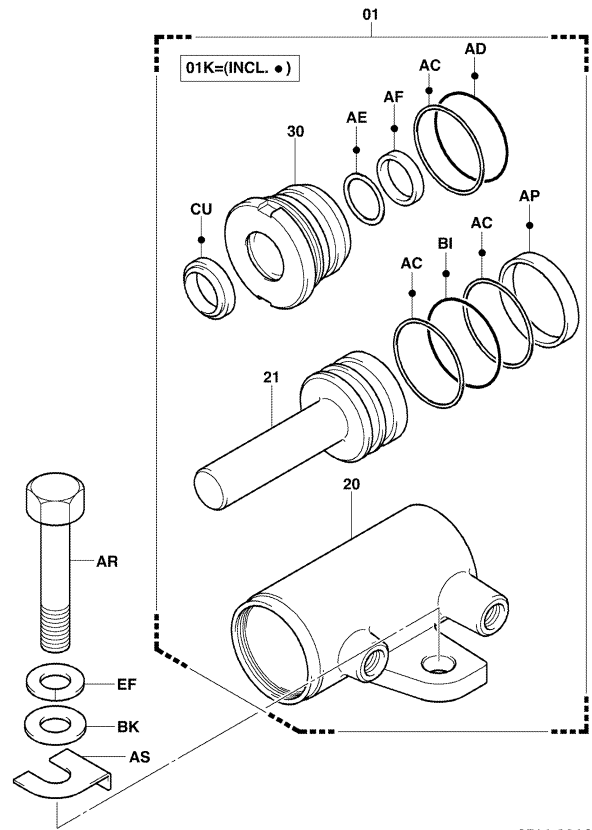
10,13,15,18..FSV,FV,SV [TYPE B]

10,13,15,18..V



6511-320

6511-320\_



6511-231A

6511-231A

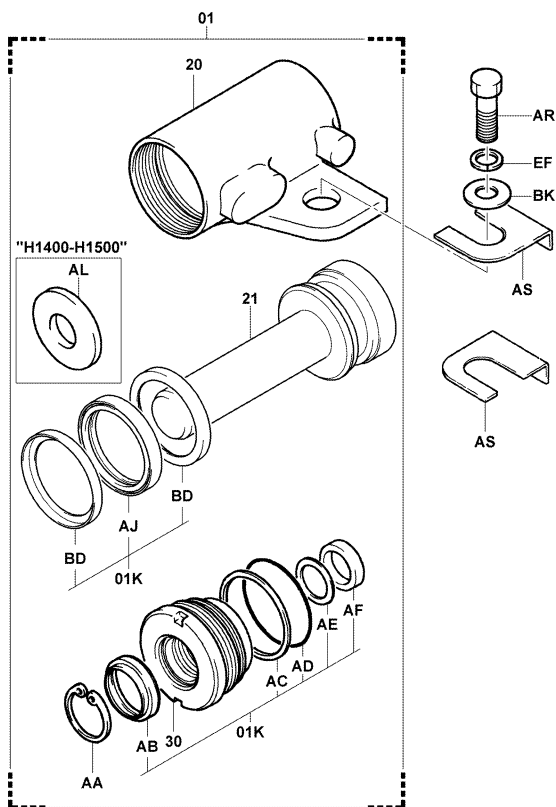
6511

TILT CYLINDER  
CYLINDRE D'INCLINAISON

NEIGEZYLLINDER  
CILINDRO DE INCLINACION

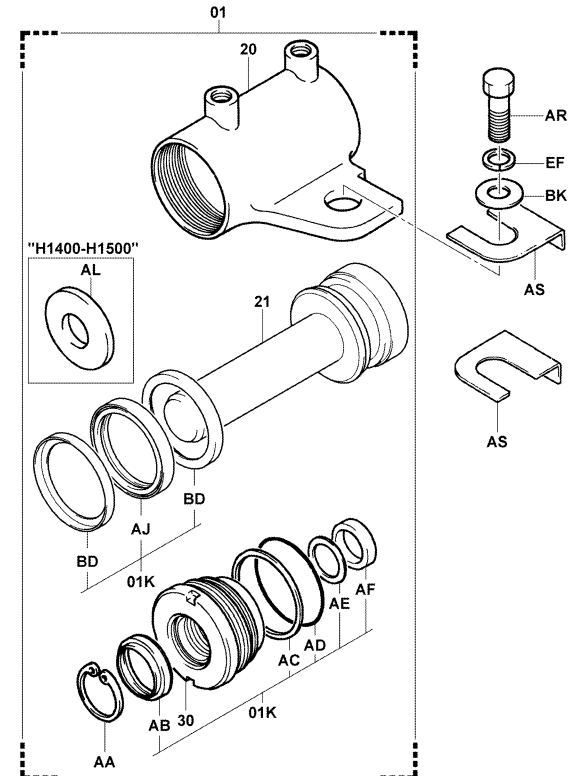
20,25,30,S20,S25..FSV [TYPE B]

20,25,30,S20,S25..SV,V [TYPE B]



6511-321

6511-321\_



6511-322

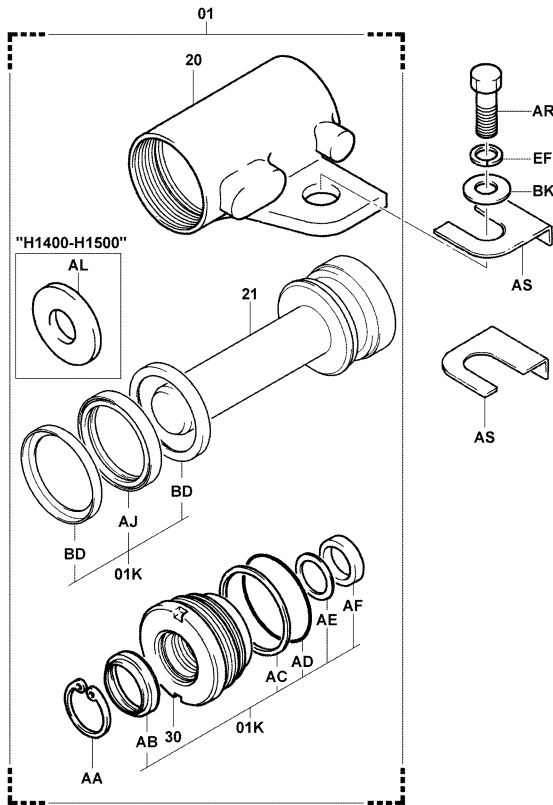
6511-322\_

6511

TILT CYLINDER  
CYLINDRE D'INCLINAISON

NEIGEZYLLINDER  
CILINDRO DE INCLINACION

20,25,S20,S25..FV [TYPE B]



6511-321\_

6511

TILT CYLINDER  
CYLINDRE D'INCLINAISON

NEIGEZYLLINDER  
CILINDRO DE INCLINACION

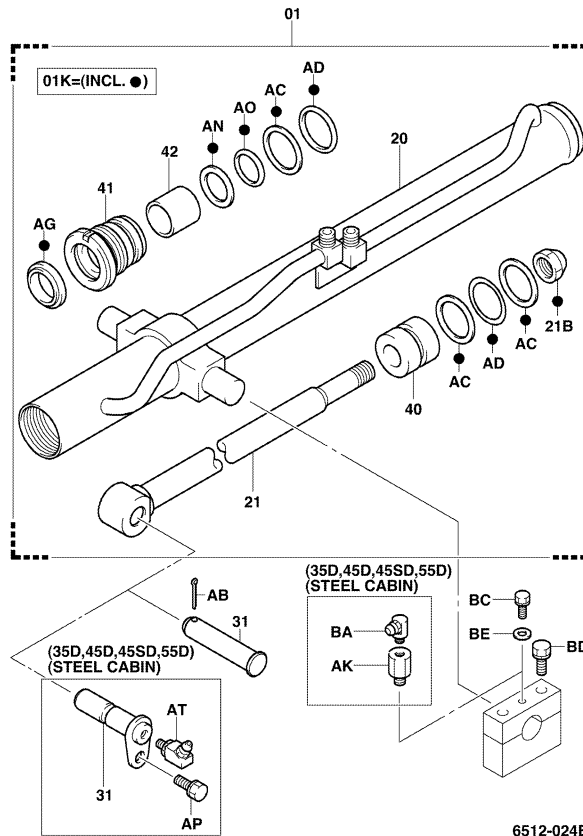
PART NAME CODE	PART NAME	QTY	PART NAME CODE	PART NAME	QTY
6511-01	CYLINDER ASSY, TILT ENS. DE CYLINDRE ZYLINDER, VOLLST. CONJUNTO DEL CILINDRO	1-2	6511-AE	RING, BACK UP ANNEAU RING ANILLO	2
6511-01K	CYLINDER O/H KIT, TILT JEU O/H DE CYLINDRE ZYLINDER-7 BERHOLSATZ JUEGO O/H DEL CILINDRO	2	6511-AF	PACKING, U CALE DICHTUNG EMPAQUETADURA	2
6511-20	CYLINDER SUB-ASSY, TILT SOUS-ENS. DE CYLINDRE ZYLINDER-TEILGRUPPE SUBCONJUNTO DEL CILINDRO	1-2	6511-AJ	PACKING, U CALE DICHTUNG EMPAQUETADURA	2
6511-21	ROD SUB-ASSY, TILT CYLINDER PISTON SOUS-ENS. DE BIELLE STANGEN-TEILGRUPPE SUBCONJUNTO DE LA VARILLA	2	6511-AL	SPACER, TILT CONTROL ENTRETOISE Distanzstuck SEPARADOR	2
6511-30	GUIDE SUB-ASSY, TILT CYLINDER ROD SOUS-ENS. DE GUIDE FUHRUNGS-TEILGRUPPE SUBCONJUNTO DE GUIA	2	6511-AR	BOLT BOULON SCHRAUBE PERNO	4
6511-42	SLEEVE, TILT CYLINDER ROD GUIDE MANCHON HULSE MANGUITO	2	6511-AS	SHIM CALE AUSGLEICHSCHEIBE CALCE	99
6511-AA	RING, HOLE SNAP ANNEAU RING ANILLO	2	6511-BD	RING, BACK UP ANNEAU RING ANILLO	4
6511-AB	SEAL, DUST JOINT ABDICHTUNG SELLO	2	6511-BI	PACKING, PISTON CALE DICHTUNG EMPAQUETADURA	2
6511-AC	RING, BACK UP ANNEAU RING ANILLO	2	6511-CD	RING, BACK UP ANNEAU RING ANILLO	4
6511-AD	RING, O ANNEAU RING ANILLO	2	6511-CU	SCRAPER GRATTOIR ABSTREIFER RASPADOR	2

6512

REACH CYLINDER  
CYLINDRE D'APPROCHE

SCHUBMASTZYLINDER  
CILINDRO DE ALCANCE

\*



6512-024B

6512

REACH CYLINDER  
CYLINDRE D'APPROCHE

SCHUBMASTZYLINDER  
CILINDRO DE ALCANCE

PART NAME CODE	PART NAME	QTY	PART NAME CODE	PART NAME	QTY
6512-01	CYLINDER ASSY, REACH ENS. DE CYLINDRE ZYLINDER, VOLLST. CONJUNTO DEL CILINDRO	1	6512-AC	RING, BACK UP ANNEAU RING ANILLO	3
6512-01K	CYLINDER O/H KIT, REACH JEU O/H DE CYLINDRE ZYLINDER-7 BERHOLSATZ JUEGO O/H DEL CILINDRO	1	6512-AD	RING, O ANNEAU RING ANILLO	2
6512-20	CYLINDER SUB-ASSY, REACH SOUS-ENS. DE CYLINDRE ZYLINDER-TEILGRUPPE SUBCONJUNTO DEL CILINDRO	1	6512-AG	SEAL, DUST JOINT ABDICHTUNG SELLO	1
6512-21	ROD SUB-ASSY, REACH CYLINDER SOUS-ENS. DE BIELLE STANGEN-TEILGRUPPE SUBCONJUNTO DE LA VARILLA	1	6512-AK	ADAPTOR, CYLINDER ADAPTATEUR ADAPTER ADAPTADOR	2
6512-21B	NUT (FOR REACH CYLINDER ROD) JEU O/H DE CYLINDRE ZYLINDER-7 BERHOLSATZ JUEGO O/H DEL CILINDRO	1	6512-AN	RING, BACK UP ANNEAU RING ANILLO	1
6512-31	PIN SUB-ASSY, REACH CYLINDER, FR SOUS-ENS. DE GOUPILLE STIFT-TEILGRUPPE SUBCONJUNTO DE PASADOR	1	6512-AO	PACKING CALE DICHTUNG EMPAQUETADURA	1
6512-40	PISTON, REACH CYLINDER ROD PISTON KOLBEN PISTON	1	6512-AP	BOLT BOULON SCHRAUBE PERNO	1
6512-41	COVER, REACH CYLINDER COUVERCLE DECKEL CUBIERTA	1	6512-AT	FITTING, GREASE RACCORD ANSCHLUSSTUCK ACOPLADOR	1
6512-42	SLEEVE, REACH CYLINDER ROD GUIDE MANCHON HULSE MANGUITO	1	6512-BA	FITTING, GREASE RACCORD ANSCHLUSSTUCK ACOPLADOR	2
6512-AB	PIN, COTTER GOUPILLE STIFT PASADOR	1	6512-BC	BOLT BOULON SCHRAUBE PERNO	2

<b>6512</b>		<b>REACH CYLINDER CYLINDRE D'APPROCHE</b>		<b>SCHUBMASTZYLINDER CILINDRO DE ALCANCE</b>	
<b>PART NAME CODE</b>	<b>PART NAME</b>	<b>QTY</b>	<b>PART NAME CODE</b>	<b>PART NAME</b>	<b>QTY</b>
<b>6512-BD</b>	<b>BOLT</b> ----- BOULON SCHRAUBE PERNO	<b>4</b>			
<b>6512-BE</b>	<b>WASHER, PLATE</b> ----- RODELLE UNTERLEGSCHIEBE ARANDELA	<b>2</b>			

<b>6512</b>		<b>REACH CYLINDER CYLINDRE D'APPROCHE</b>		<b>SCHUBMASTZYLINDER CILINDRO DE ALCANCE</b>	
<b>PART NAME CODE</b>	<b>PART NAME</b>	<b>QTY</b>	<b>PART NAME CODE</b>	<b>PART NAME</b>	<b>QTY</b>

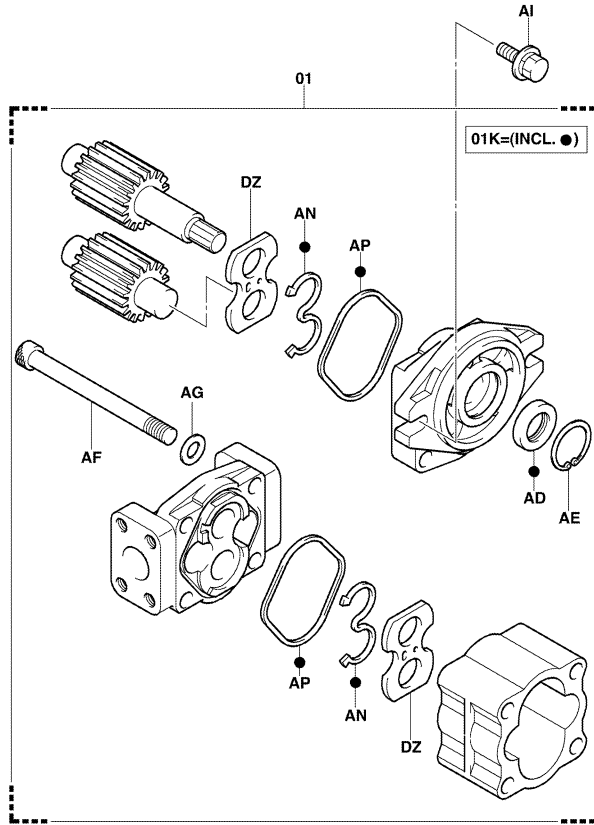


6701

OIL PUMP  
POMPE A HUILE

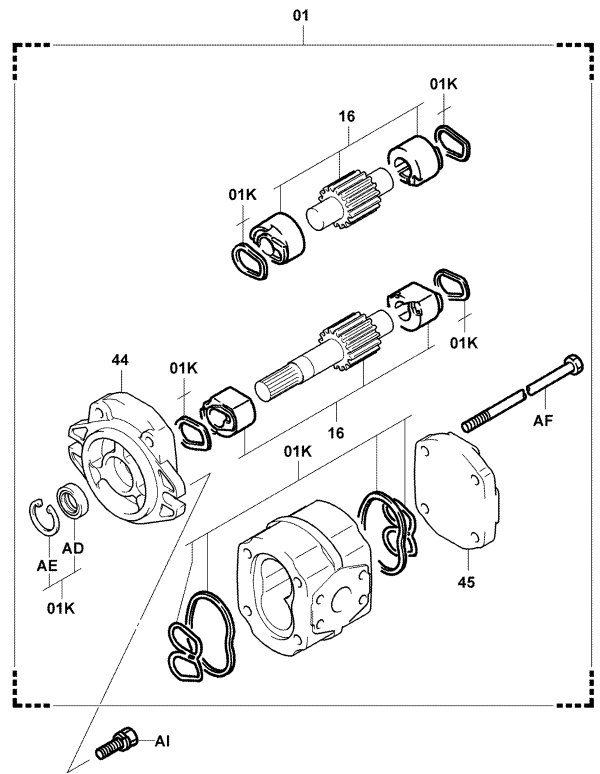
3 LPUMPE  
BOCBA DE ACEITE

10,13,15,18 (DUST PROOF)



6701-183

6701-183



6701-184B

6701-184B

6701

OIL PUMP  
POMPE A HUILE

3 LPUMPE  
BOCBA DE ACEITE

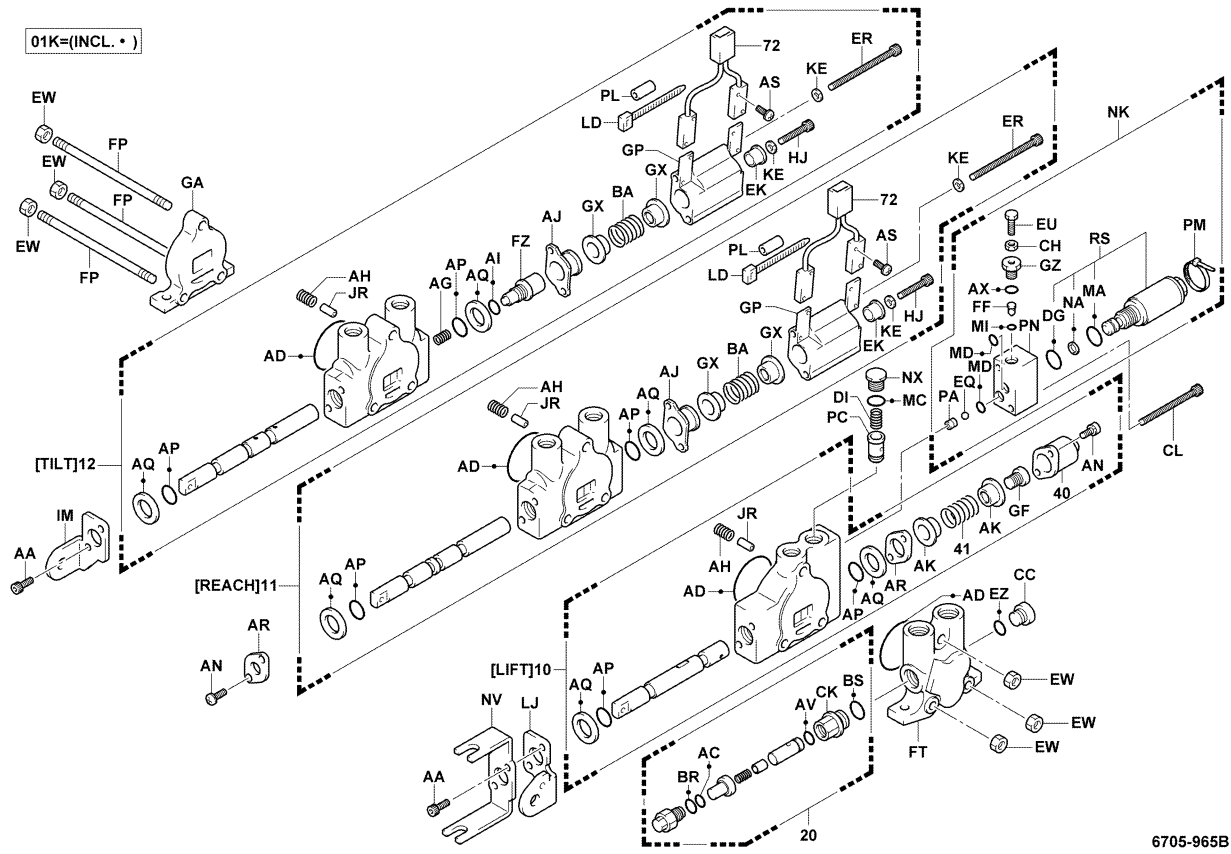
PART NAME CODE	PART NAME	QTY	PART NAME CODE	PART NAME	QTY
6701-01	PUMP ASSY, OIL ENS. DE POMPE PUMPENAGGREGAT CONJUNTO DE LA BOMBA	1			
6701-01K	PUMP O/H KIT, OIL JEU O/H DE POMPE PUMPEN-7 BERHOLSATZ JUEGO O/H DE LA BOMBA	1			
6701-AD	SEAL, OIL JOINT ABDICHTUNG SELLO	1			
6701-AE	RING, SNAP ANNEAU RING ANILLO	1			
6701-AF	BOLT BOULON SCHRAUBE PERNO	4			
6701-AG	WASHER, SPRING RODELLE UNTERLEGSSCHEIBE ARANDELA	4			
6701-AI	BOLT BOULON SCHRAUBE PERNO	2			
6701-AN	GASKET JOINT DICHTUNG EMPAQUETADURA	2			
6701-AP	GASKET JOINT DICHTUNG EMPAQUETADURA	2			
6701-DZ	PLATE PLAQUE PLATTE PLACA	2			

6705

OIL CONTROL VALVE  
SOUPAPE DE COMMANDE D'HUILE

STEUERVENTIL  
CALVULA DE CONTROL DE ACEITE

\* [1/2]

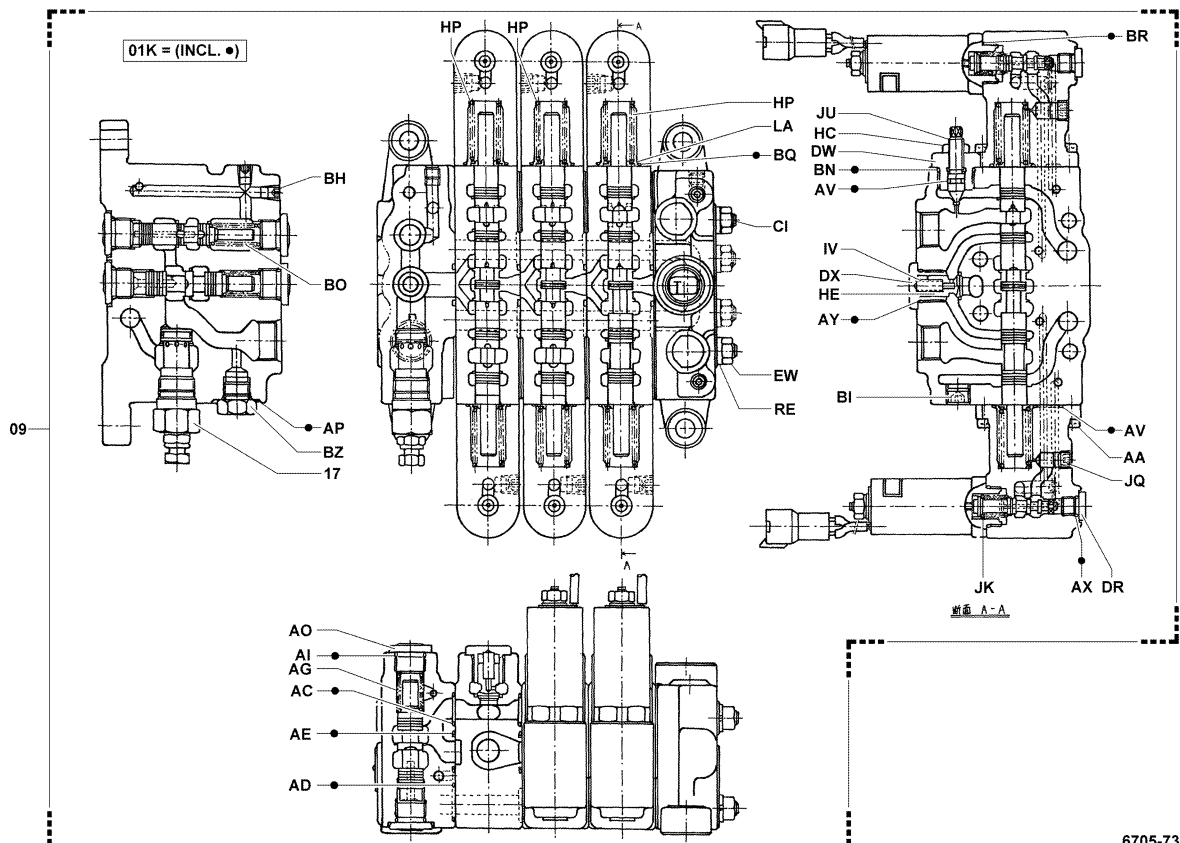


6705

OIL CONTROL VALVE  
SOUPAPE DE COMMANDE D'HUILE

STEUERVENTIL  
CALVULA DE CONTROL DE ACEITE

15,18 (MULTI LEVER) [1/2]

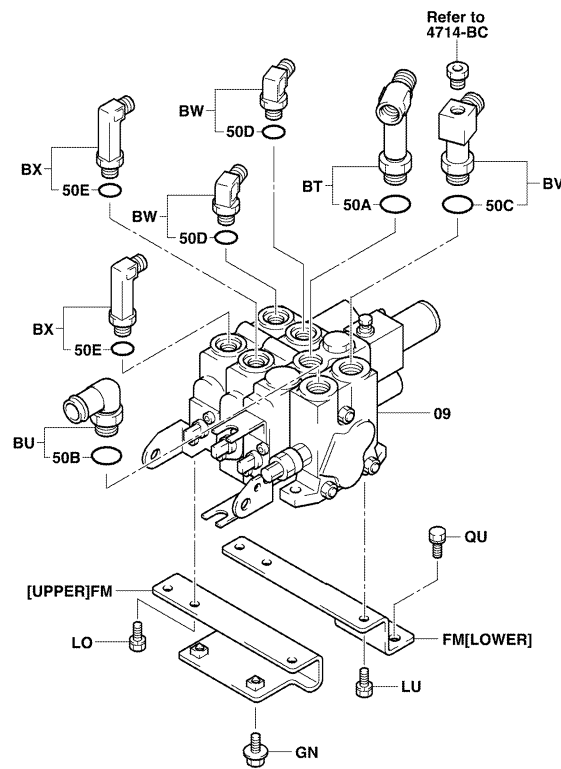


6705

OIL CONTROL VALVE  
SOUPAPE DE COMMANDE D'HUILE

STEUERVENTIL  
CALVULA DE CONTROL DE ACEITE

\* [3-WAY,2/2]



6705-954B

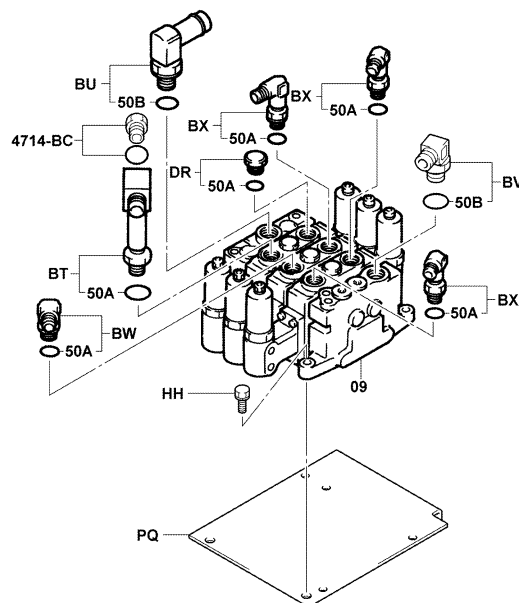
6705-954B

6705

OIL CONTROL VALVE  
SOUPAPE DE COMMANDE D'HUILE

STEUERVENTIL  
CALVULA DE CONTROL DE ACEITE

15,18 (MULTI LEVER) [2/2]



6705-972C

6705-972C

6705		OIL CONTROL VALVE SOUPAPE DE COMMANDE D'HUILE		STEUERVENTIL CALVULA DE CONTROL DE ACEITE	
PART NAME CODE	PART NAME	QTY	PART NAME CODE	PART NAME	QTY
6705-01K	VALVE O/H KIT, OIL CONTROL JEU O/H DE SOUPAPE VENTIL-UBERHOLSATZ JUEGO O/H DE VALVULA	1	6705-50C	RING, O, NO.3 (FOR VALVE FITTING) ANNEAU RING ANILLO	1-2
6705-09	VALVE ASSY, OIL CONTROL (L/FITTING) ENS. DE SOUPAPE VENTIL, VOLLST. CONJUNTO DE VALVULA	1	6705-50D	RING, O, NO.4 (FOR VALVE FITTING) ANNEAU RING ANILLO	3
6705-10	VALVE ASSY, PLUNGER SECTION, NO.1 ENS. DE SOUPAPE VENTIL, VOLLST. CONJUNTO DE VALVULA	1	6705-50E	RING, O, NO.5 (FOR VALVE FITTING) ANNEAU RING ANILLO	2
6705-11	VALVE ASSY, PLUNGER SECTION, NO.2 ENS. DE SOUPAPE VENTIL, VOLLST. CONJUNTO DE VALVULA	1	6705-72	SWITCH ASSY, LIMIT ENS. DE INTERRUPTEUR SCHALTER, VOLLST. CONJUNTO DEL INTERRUPTOR	1-2
6705-12	VALVE ASSY, PLUNGER SECTION, NO.3 ENS. DE SOUPAPE VENTIL, VOLLST. CONJUNTO DE VALVULA	1	6705-AA	BOLT BOULON SCHRAUBE PERNO	4-8
6705-20	VALVE SET, PILOT RELIEF, NO.1 JEU DE SOUPAPE VENTILSATZ JUEGO DE VALVULAS	1	6705-AC	RING, O ANNEAU RING ANILLO	1-12
6705-40	COVER, SPRING COUVERCLE DECKEL CUBIERTA	1	6705-AD	RING, O ANNEAU RING ANILLO	1-16
6705-41	SPRING, COMPRESSION (FOR SPOOL RETURN) RESSORT FEDER RESORTE	1	6705-AE	RING, O ANNEAU RING ANILLO	2-4
6705-50A	RING, O, NO.1 (FOR VALVE FITTING) ANNEAU RING ANILLO	1-4	6705-AG	SPRING RESSORT FEDER RESORTE	1
6705-50B	RING, O, NO.2 (FOR VALVE FITTING) ANNEAU RING ANILLO	1-2	6705-AH	SPRING, COMPRESSION RESSORT FEDER RESORTE	1-3

6705		OIL CONTROL VALVE SOUPAPE DE COMMANDE D'HUILE		STEUERVENTIL CALVULA DE CONTROL DE ACEITE	
PART NAME CODE	PART NAME	QTY	PART NAME CODE	PART NAME	QTY
6705-AI	RING, O ANNEAU RING ANILLO	1-4	6705-AX	RING, O ANNEAU RING ANILLO	1-2
6705-AJ	STOPPER BUTEE ANSCHLAG TOPE	1-2	6705-AY	RING, O ANNEAU RING ANILLO	1
6705-AK	HOLDER, SPRING SUPPORT DUSENSTOCR SOPORTE PORTADOR	1-2	6705-BA	SPRING, COMPRESSION RESSORT FEDER RESORTE	1-2
6705-AN	SCREW VIS SCHRAUBE TORNILLO	1-4	6705-BD	PLUNGER, CHECK PLONGEUR PLUNGER EMBOLO	1
6705-AO	PLUG BOUCHON STOPFEN TAPON	4	6705-BG	WASHER RODELLE UNTERLEGSCHIEBE ARANDELA	2
6705-AP	RING, O ANNEAU RING ANILLO	1-6	6705-BH	PLUG BOUCHON STOPFEN TAPON	6
6705-AQ	RING, BACK UP ANNEAU RING ANILLO	1-6	6705-BI	PLUG BOUCHON STOPFEN TAPON	5
6705-AR	HOLDER, SEAL SUPPORT DUSENSTOCR SOPORTE PORTADOR	1-2	6705-BN	RING, O ANNEAU RING ANILLO	1
6705-AS	SCREW VIS SCHRAUBE TORNILLO	1-8	6705-BO	SPRING RESSORT FEDER RESORTE	1
6705-AV	RING, O ANNEAU RING ANILLO	1-5	6705-BQ	RING, O ANNEAU RING ANILLO	2

6705		OIL CONTROL VALVE SOUPAPE DE COMMANDE D'HUILE		STEUERVENTIL CALVULA DE CONTROL DE ACEITE	
PART NAME CODE	PART NAME	QTY	PART NAME CODE	PART NAME	QTY
6705-BR	RING, O ANNEAU RING ANILLO	1-2	6705-CI	TIE-ROD BARRE D'ACCOUPLMENT SPURSFANGE BIELA	4
6705-BS	RING, O ANNEAU RING ANILLO	1	6705-CK	SLEEVE MANCHON HULSE MANGUITO	1
6705-BT	FITTING RACCORD ANSCHLUSSTUCK ACOPLADOR	1	6705-CL	BOLT BOULON SCHRAUBE PERNO	2
6705-BU	FITTING RACCORD ANSCHLUSSTUCK ACOPLADOR	1	6705-DG	RING, O ANNEAU RING ANILLO	1
6705-BV	FITTING RACCORD ANSCHLUSSTUCK ACOPLADOR	1	6705-DI	SPRING, COMPRESSION RESSORT FEDER RESORTE	1
6705-BW	FITTING RACCORD ANSCHLUSSTUCK ACOPLADOR	1-2	6705-DR	PLUG BOUCHON STOPFEN TAPON	1-2
6705-BX	FITTING RACCORD ANSCHLUSSTUCK ACOPLADOR	2-3	6705-DW	PLUG BOUCHON STOPFEN TAPON	1
6705-BZ	PLUG BOUCHON STOPFEN TAPON	1	6705-DX	PLUG BOUCHON STOPFEN TAPON	1
6705-CC	PLUG BOUCHON STOPFEN TAPON	1	6705-EK	GUIDE FUHRUNG GUIA	1-2
6705-CH	NUT ECROU MUTTER TUERCA	1	6705-EQ	BALL, STEEL BILLE KUGEL BOLA	1

6705		OIL CONTROL VALVE SOUPAPE DE COMMANDE D'HUILE		STEUERVENTIL CALVULA DE CONTROL DE ACEITE	
PART NAME CODE	PART NAME	QTY	PART NAME CODE	PART NAME	QTY
6705-ER	BOLT BOULON SCHRAUBE PERNO	1-4	6705-GF	BOLT BOULON SCHRAUBE PERNO	1
6705-EU	BOLT BOULON SCHRAUBE PERNO	1	6705-GN	BOLT BOULON SCHRAUBE PERNO	2
6705-EW	NUT ECROU MUTTER TUERCA	4-6	6705-GP	COVER COUVERCLE DECKEL CUBIERTA	1-2
6705-EZ	RING, O ANNEAU RING ANILLO	1	6705-GX	HOLDER, SPRING SUPPORT DUSENSTOCR SOPORTE PORTADOR	1-4
6705-FF	VALVE SOUPAPE VENTIL VALVULA	1	6705-GZ	SLEEVE MANCHON HULSE MANGUITO	1
6705-FM	BRACKET SUB-ASSY, OIL CONTROL VALVE SOUS-ENS. DE SUPPORT TRAGER-TEILGRUPPE SUBCONJUNTO DE LA SOPORTE	1	6705-HC	NUT ECROU MUTTER TUERCA	1
6705-FP	TIE-ROD BARRE D'ACCOUPLMENT SPURSFANGE BIELA	1-3	6705-HH	BOLT BOULON SCHRAUBE PERNO	3
6705-FT	HOUSING, INLET, NO.1 BOITIER GEHAUSE FUNDA	1	6705-HJ	BOLT BOULON SCHRAUBE PERNO	1-2
6705-FZ	END, SPOOL EXTREMITÉ ENDE EXTREMO	1	6705-HP	SPRING RESSORT FEDER RESORTE	2
6705-GA	HOUSING, OUTLET BOITIER GEHAUSE FUNDA	1	6705-IM	BRACKET SUPPORT TRAGER SOPORTE	1

6705		OIL CONTROL VALVE SOUPAPE DE COMMANDE D'HUILE		STEUERVENTIL CALVULA DE CONTROL DE ACEITE	
PART NAME CODE	PART NAME	QTY	PART NAME CODE	PART NAME	QTY
6705-IV	SPRING RESSORT FEDER RESORTE	1	6705-MC	RING, O ANNEAU RING ANILLO	1
6705-JK	SPRING RESSORT FEDER RESORTE	2	6705-MD	RING, O ANNEAU RING ANILLO	1-2
6705-JQ	PLUG BOUCHON STOPFEN TAPON	6	6705-MI	RING, O ANNEAU RING ANILLO	1
6705-JR	PLUNGER, CHECK PLONGEUR PLUNGER EMBOLO	1-3	6705-NA	RING, BACK UP ANNEAU RING ANILLO	1
6705-JU	NEEDLE AIGUILLE NADEL AGUJA	1	6705-NK	SOLENOID ASSY ENS. DE SOLENOIDE SOLENOID, VOLLST. CONJUNTO DEL SOLENOIDE	1
6705-KE	WASHER RODELLE UNTERLEGSCHIEBE ARANDELA	1-6	6705-NV	BRACKET SUPPORT TRAGER SOPORTE	1
6705-LD	CLAMP PINSE KLEMME ABRAZADERA	1	6705-NX	STOPPER BUTEE ANSCHLAG TOPE	1
6705-LJ	BRACKET SUPPORT TRAGER SOPORTE	1	6705-PA	STOPPER BUTEE ANSCHLAG TOPE	1
6705-LO	BOLT BOULON SCHRAUBE PERNO	1	6705-PC	PLUNGER PLONGEUR PLUNGER EMBOLO	1
6705-MA	RING, O ANNEAU RING ANILLO	1	6705-PL	BAND BANDE BAND BANDA	1

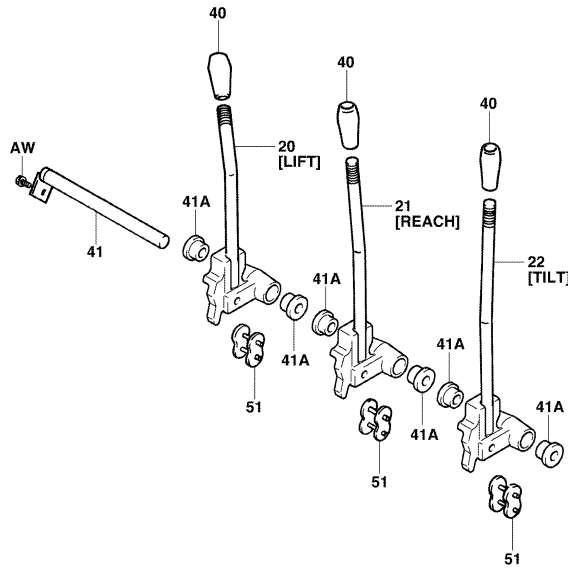
6705		OIL CONTROL VALVE SOUPAPE DE COMMANDE D'HUILE		STEUERVENTIL CALVULA DE CONTROL DE ACEITE	
PART NAME CODE	PART NAME	QTY	PART NAME CODE	PART NAME	QTY
6705-PM	BAND BANDE BAND BANDA	1			
6705-PN	BODY, LIFT LOCK CARROSSERIE KAROSSERIE CARROCERIA	1			
6705-PQ	BRACKET SUPPORT TRAGER SOPORTE	1			
6705-QU	BOLT BOULON SCHRAUBE PERNO	1			
6705-RE	WASHER, SPRING RODELLE UNTERLEGSCHIEBE ARANDELA	4			
6705-RS	SOLENOID SOLENOIDE SOLENOID SOLENOIDE	1			

6709

OIL CONTROL VALVE LINK  
TRINGLE DE SOUPAPE DE COMMANDE D'HUILE

STEUERVENTIL-HEBEL  
ARTICULACION VALVULA DE CONTROL DE ACEITE

\*



6709-369A

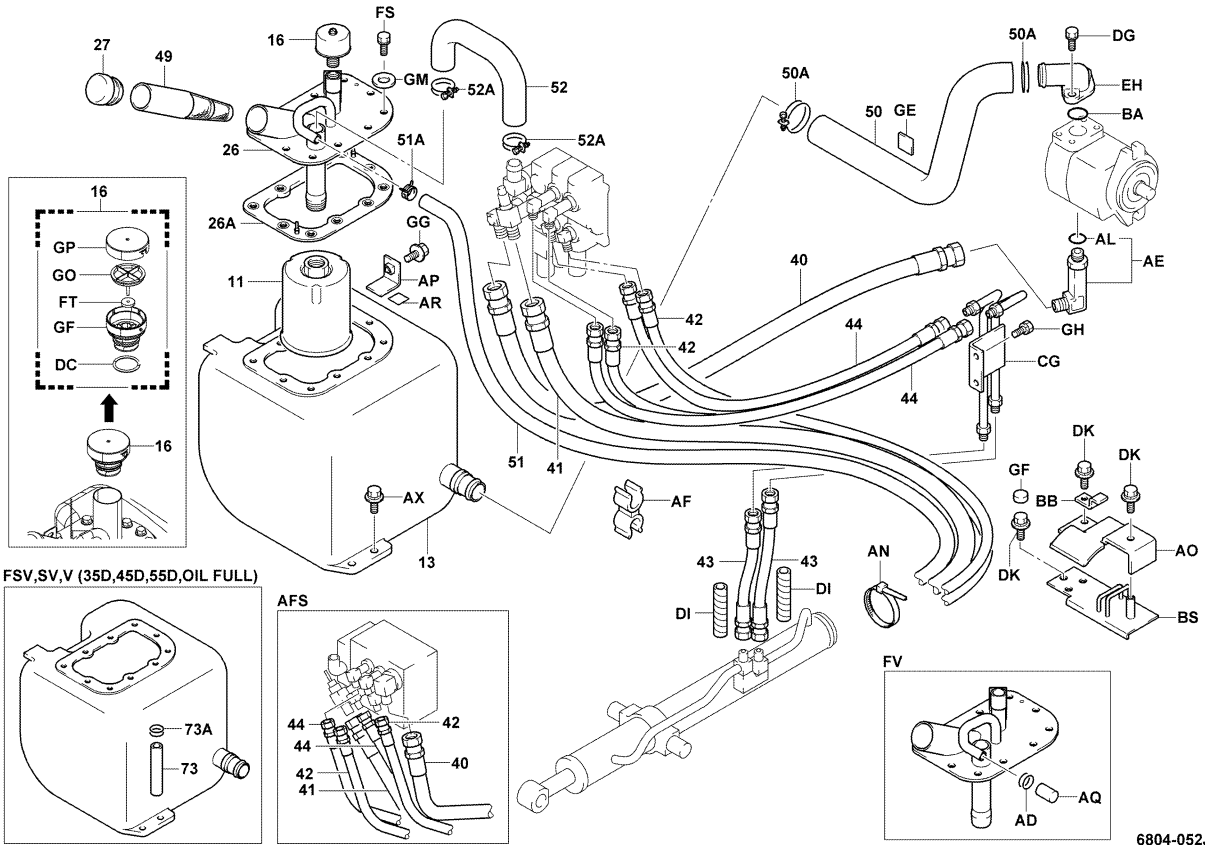
6709-369A

6709

OIL CONTROL VALVE LINK  
TRINGLE DE SOUPAPE DE COMMANDE D'HUILE

STEUERVENTIL-HEBEL  
ARTICULACION VALVULA DE CONTROL DE ACEITE

PART NAME CODE	PART NAME	QTY	PART NAME CODE	PART NAME	QTY
6709-20	LEVER SUB-ASSY, CONTROL VALVE, NO.1 ----- SOUS-ENS. DE LEVIER HEBEL-TEILGRUPPE SUBCONJUNTO DE LA PALANCA	1			
6709-21	LEVER SUB-ASSY, CONTROL VALVE, NO.2 ----- SOUS-ENS. DE LEVIER HEBEL-TEILGRUPPE SUBCONJUNTO DE LA PALANCA	1			
6709-22	LEVER SUB-ASSY, CONTROL VALVE, NO.3 ----- SOUS-ENS. DE LEVIER HEBEL-TEILGRUPPE SUBCONJUNTO DE LA PALANCA	1			
6709-40	KNOB, OIL CONTROL VALVE LEVER ----- BOULE KNOPF MANDO	1			
6709-41	PIN, OIL CONTROL VALVE LEVER ----- GOUPILLE STIFT PASADOR	1			
6709-41A	BUSHING, LEVER PIN ----- BAGUE BUCHSE BUJE	6			
6709-51	LINK SUB-ASSY, NO.1 ----- SOUS-ENS. DE TRINGLE GELENKTEIL-TEILGRUPPE SUBCONJUNTO DE LA ARTICULACION	3			
6709-AW	BOLT ----- BOULON SCHRAUBE PERNO	1			

**6804**
**BODY PIPING**  
**TUYAUTERIE DE CARROSSERIE**
**KAROSSERIE, LEITUNGEN**  
**TUBOS DE CARROCERIA**


FSV,SV,V (35D,45D,55D,OIL FULL)

AFS

6804-052J

6804-052J

**6804**
**BODY PIPING**  
**TUYAUTERIE DE CARROSSERIE**
**KAROSSERIE, LEITUNGEN**  
**TUBOS DE CARROCERIA**

PART NAME CODE	PART NAME	QTY	PART NAME CODE	PART NAME	QTY
6804-11	<b>FILTER ASSY, RETURN</b> ENS. DE FILTRE FILTER, VOLLST. CONJUNTO DEL FILTRO	1	6804-44	<b>HOSE, HIGH PRESSURE, NO.2 (REACH)</b> FLEXIBLE SCHLAUCH MANGUERA	1
6804-13	<b>TANK SUB-ASSY, OIL</b> SOUS-ENS. DE RESERVOIR TANK-TEILGRUPPE SUBCONJUNTO DEL DEPOSITO	1	6804-49	<b>FILTER, OIL INLET</b> FILTRE FILTER FILTRO	1
6804-16	<b>BREATHER ASSY, AIR</b> ENS. DE RENIFLARD WECHSELFILTER, VOLLST. CONJUNTO DEL RESPIRADERO	1	6804-50	<b>HOSE, LOW PRESSURE (TANK TO PUMP)</b> FLEXIBLE SCHLAUCH MANGUERA	1
6804-26	<b>COVER SUB-ASSY, OIL TANK</b> SOUS-ENS. DE COUVERCLE DECKEL-TEILGRUPPE SUBCONJUNTO DE CUBIERTA	1	6804-50A	<b>CLAMP, TANK TO PUMP HOSE</b> PINSE KLEMME ABRAZADERA	3
6804-26A	<b>PACKING, OIL TANK COVER</b> CALE DICHTUNG EMPAQUETADURA	1	6804-51	<b>HOSE, LOW PRESSURE (LIFT CYLINDER TO TANK)</b> FLEXIBLE SCHLAUCH MANGUERA	1
6804-27	<b>CAP SUB-ASSY, OIL TANK</b> SOUS-ENS. DE CAPUCHON KAPPEN-TEILGRUPPE SUBCONJUNTO DE LA TAPA	1	6804-51A	<b>CLAMP, LIFT TO TANK HOSE</b> PINSE KLEMME ABRAZADERA	2
6804-40	<b>HOSE, HIGH PRESSURE (PUMP TO VALVE)</b> FLEXIBLE SCHLAUCH MANGUERA	1	6804-52	<b>HOSE, LOW PRESSURE (VALVE TO TANK NO.1)</b> FLEXIBLE SCHLAUCH MANGUERA	1
6804-41	<b>HOSE, HIGH PRESSURE (VALVE TO LIFT CYLINDER)</b> FLEXIBLE SCHLAUCH MANGUERA	1	6804-52A	<b>CLAMP, VALVE TO TANK NO.1 HOSE</b> PINSE KLEMME ABRAZADERA	2
6804-42	<b>HOSE, HIGH PRESSURE (VALVE TO TILT CYLINDER)</b> FLEXIBLE SCHLAUCH MANGUERA	2	6804-70	<b>HOSE, HIGH PRESSURE</b> FLEXIBLE SCHLAUCH MANGUERA	1
6804-43	<b>HOSE, HIGH PRESSURE, NO.1 (REACH)</b> FLEXIBLE SCHLAUCH MANGUERA	1	6804-73	<b>HOSE, LOW PRESSURE</b> FLEXIBLE SCHLAUCH MANGUERA	1



6804			BODY PIPING TUYAUTERIE DE CARROSSERIE			KAROSSERIE, LEITUNGEN TUBOS DE CARROCERIA		
PART NAME CODE	PART NAME	QTY	PART NAME CODE	PART NAME	QTY			
6804-73A	CLAMP PINSE KLEMME ABRAZADERA	1	6804-AX	BOLT BOULON SCHRAUBE PERNO	2			
6804-AD	CLAMP, HOSE PINSE KLEMME ABRAZADERA	1	6804-BA	RING, O ANNEAU RING ANILLO	1			
6804-AE	FITTING RACCORD ANSCHLUSSTUCK ACOPLADOR	1	6804-BB	CLAMP, HOSE PINSE KLEMME ABRAZADERA	1			
6804-AF	CLAMP PINSE KLEMME ABRAZADERA	1	6804-BS	CLAMP SUB-ASSY, HOSE SOUS-ENS. DE PINCE KLEMMEN-TEILGRUPPE SUBCONJUNTO DE ABRAZADERA	1			
6804-AK	FITTING RACCORD ANSCHLUSSTUCK ACOPLADOR	1	6804-CG	PIPE SUB-ASSY, REACH CYLINDER SOUS-ENS. DE TUYAU ROHR-TEILGRUPPE SUBCONJUNTO DE TUBO	1			
6804-AL	RING, O ANNEAU RING ANILLO	1	6804-DC	RING, O ANNEAU RING ANILLO	1			
6804-AO	CLAMP, HOSE PINSE KLEMME ABRAZADERA	1	6804-DG	BOLT BOULON SCHRAUBE PERNO	2			
6804-AP	BRACKET, OIL TANK SUPPORT TRAGER SOPORTE	1	6804-DI	TUBE TUBE ROHR TUBO	2			
6804-AQ	CAP CAPUCHON KAPPE TAPA	1	6804-DK	BOLT BOULON SCHRAUBE PERNO	5			
6804-AR	CUSHION COUSSIN POLSTER ALMOHADILLA	1	6804-EH	FLANGE BRIDE FLANSCH BRIDA	1			

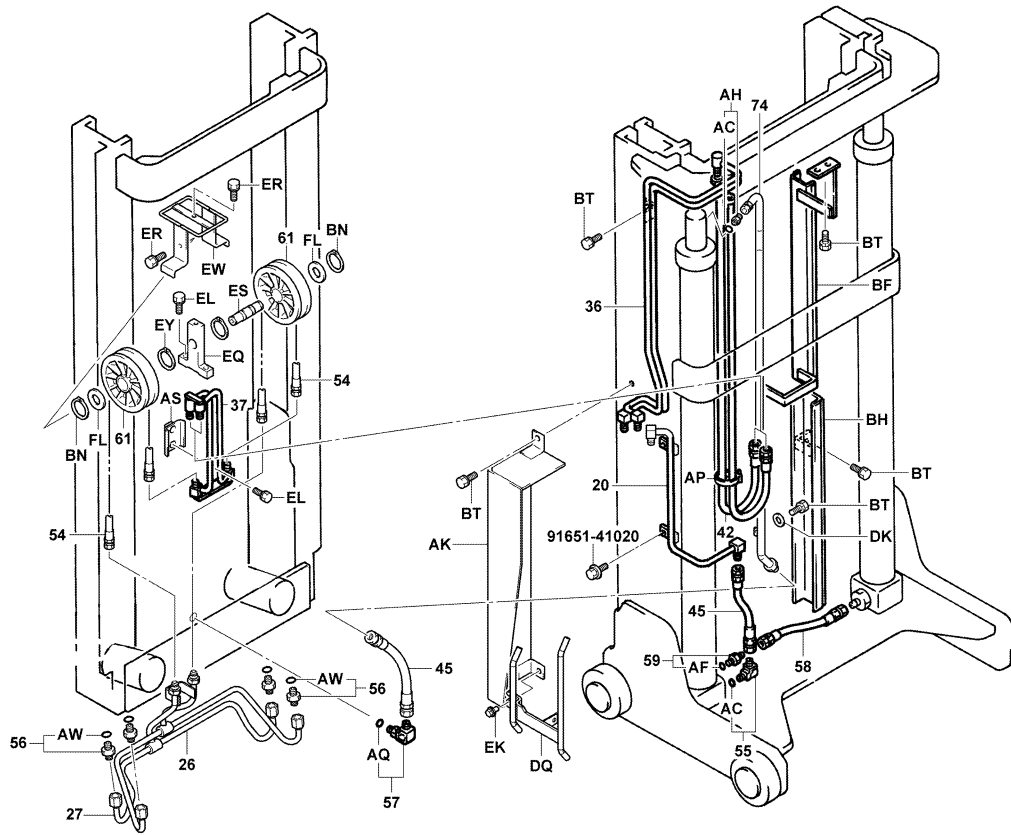
6804			BODY PIPING TUYAUTERIE DE CARROSSERIE			KAROSSERIE, LEITUNGEN TUBOS DE CARROCERIA		
PART NAME CODE	PART NAME	QTY	PART NAME CODE	PART NAME	QTY			
6804-FS	BOLT BOULON SCHRAUBE PERNO	10-13						
6804-FT	RUBBER CAOUTCHOUC GUMMI GOMA	1						
6804-GE	CUSHION COUSSIN POLSTER ALMOHADILLA	1						
6804-GF	CAP CAPUCHON KAPPE TAPA	1						
6804-GG	BOLT BOULON SCHRAUBE PERNO	1						
6804-GH	BOLT BOULON SCHRAUBE PERNO	2						
6804-GM	WASHER, SEAL RODELLE UNTERLEGSSCHEIBE ARANDELA	10						
6804-GO	FILTER FILTRE FILTER FILTRO	1						
6804-GP	CAP CAPUCHON KAPPE TAPA	1						

6805

MAST PIPING  
TUYAUTERIE DE MAT

MASTLEITUNGEN  
TOBOS DEL MASTIL

10,13,15,18..FV



6805-148

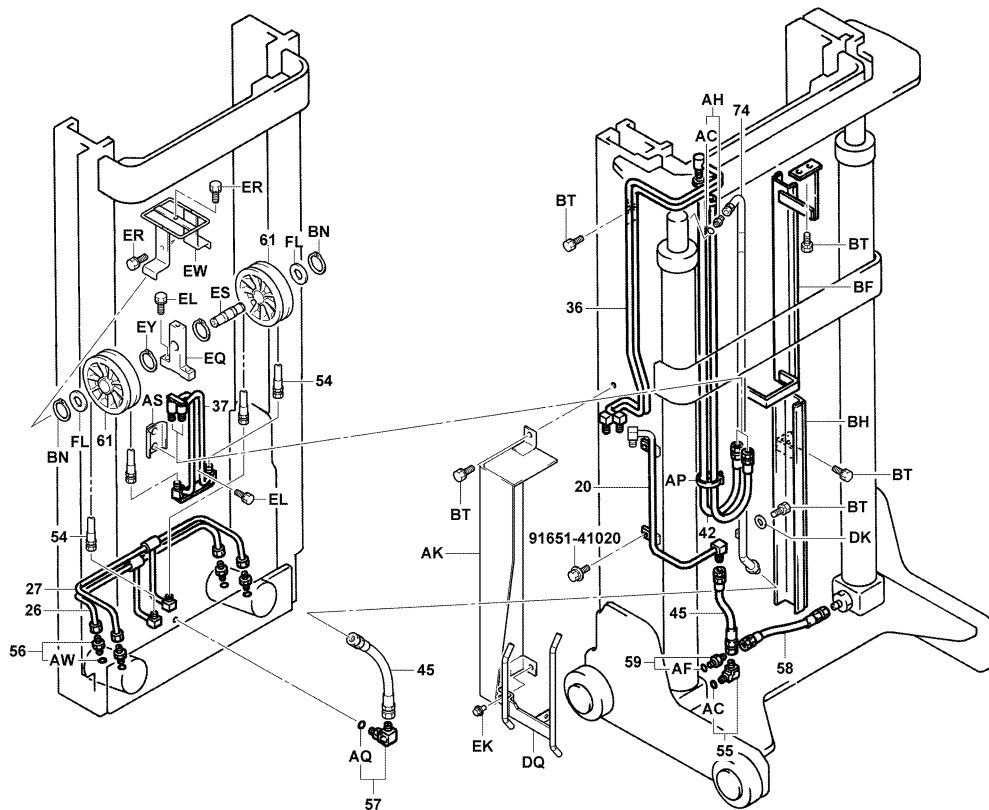
6805-148\_

6805

MAST PIPING  
TUYAUTERIE DE MAT

MASTLEITUNGEN  
TOBOS DEL MASTIL

10,13,15,18..FV (BAR TYPE)



6805-146

6805-146\_

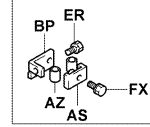
6805

MAST PIPING  
TUYAUTERIE DE MAT

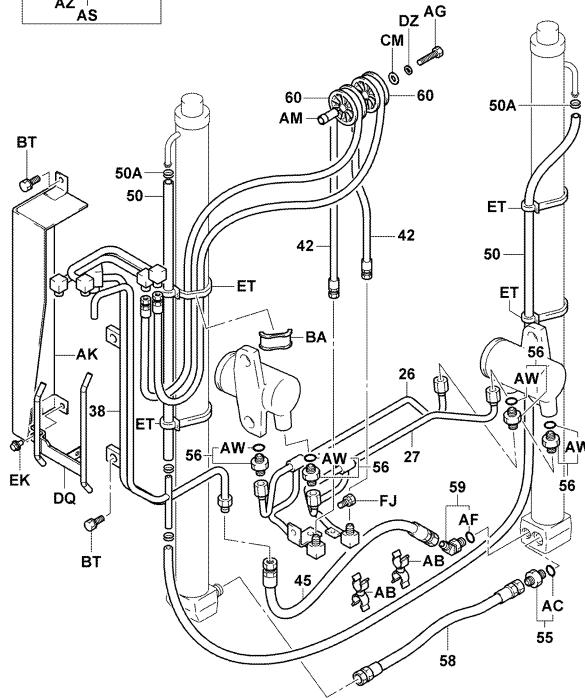
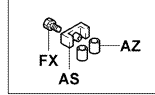
MASTLEITUNGEN  
TOBOS DEL MASTIL

10,13,15,18..SV

"H2500-H4000"



"H4500-H5000"



6805-144

6805-144\_

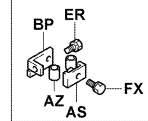
6805

MAST PIPING  
TUYAUTERIE DE MAT

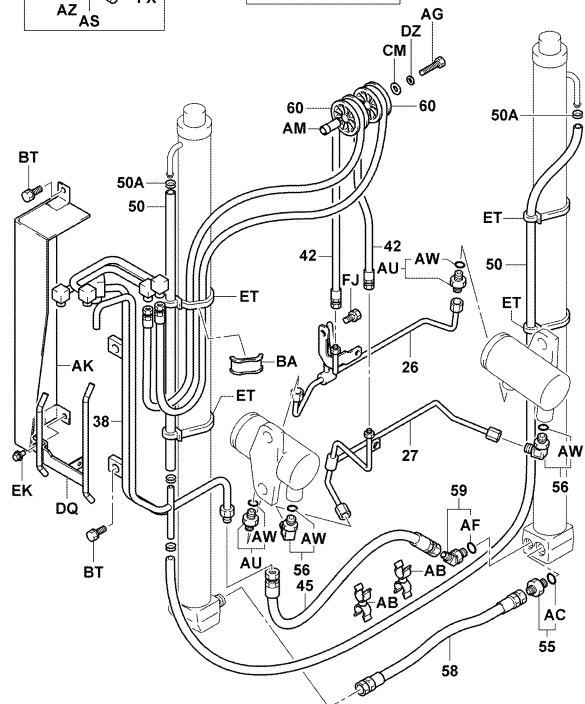
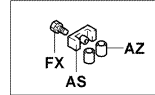
MASTLEITUNGEN  
TOBOS DEL MASTIL

10,13,15,18..V (BAR TYPE)

"H2500-H4000"



"H4500-H5000"



6805-143

6805-143\_

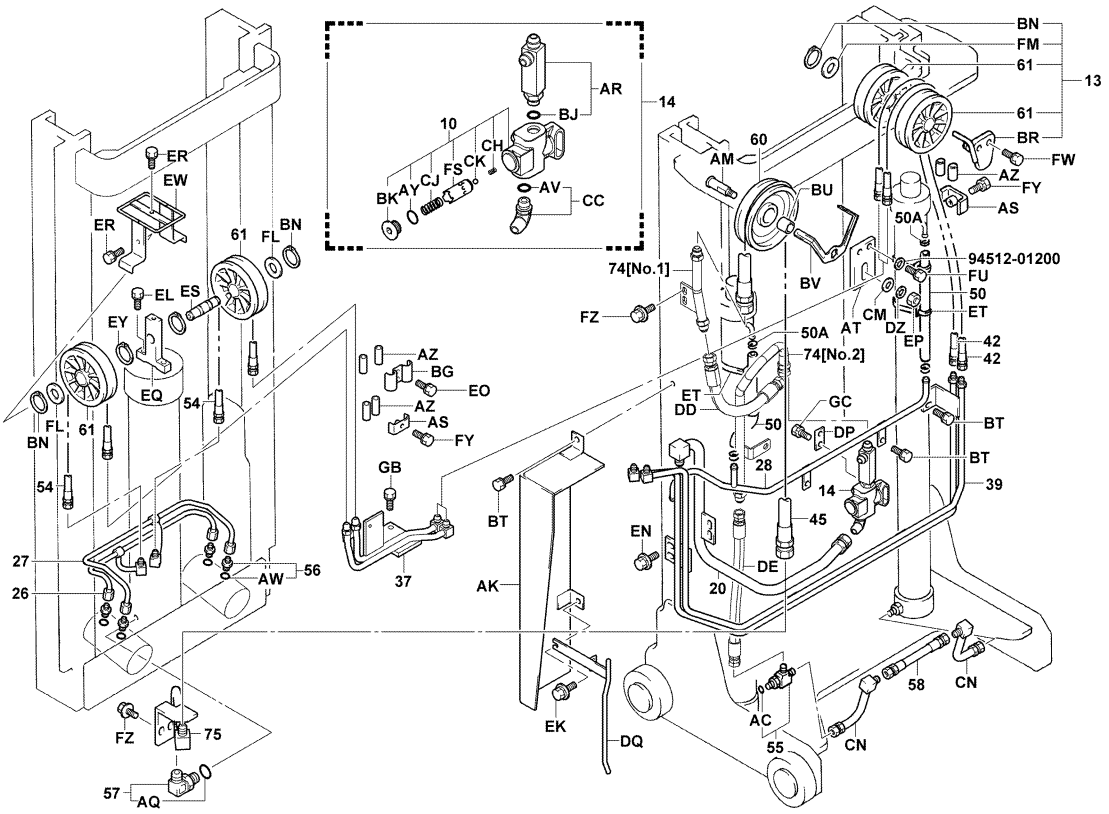


6805

MAST PIPING  
TUYAUTERIE DE MAT

MASTLEITUNGEN  
TOBOS DEL MASTIL

30..FSV



6805-157

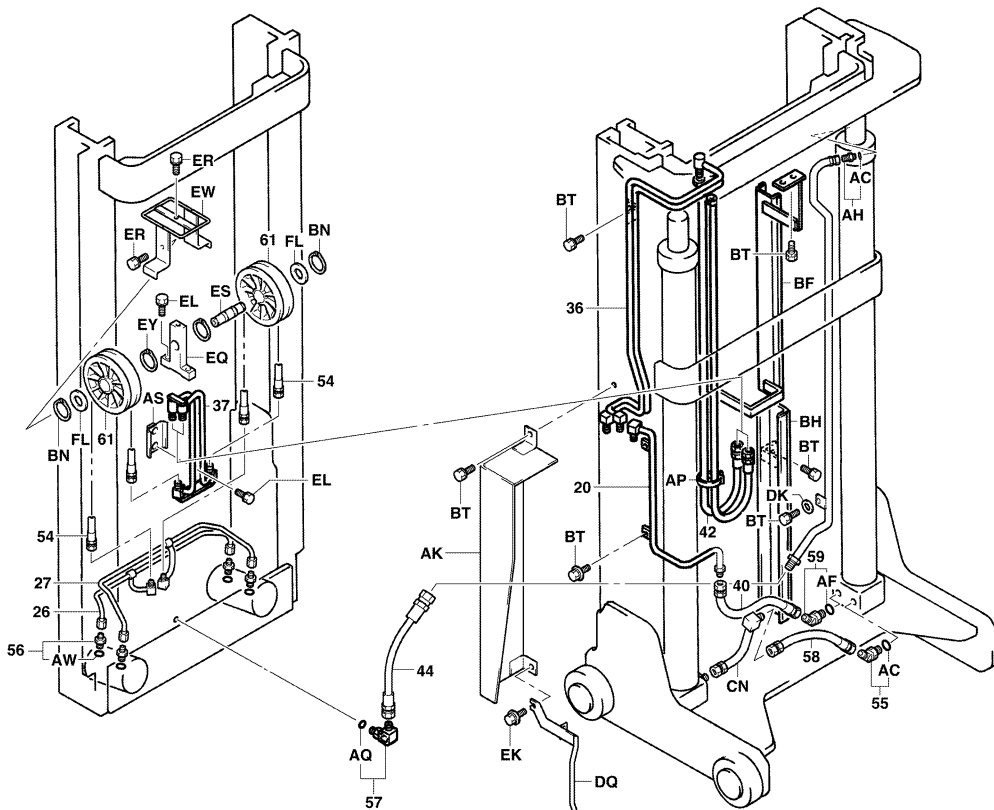
6805-157\_

6805

MAST PIPING  
TUYAUTERIE DE MAT

MASTLEITUNGEN  
TOBOS DEL MASTIL

20,25,S20,S25..FV



6805-107C

6805-107C



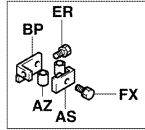
6805

MAST PIPING  
TUYAUTERIE DE MAT

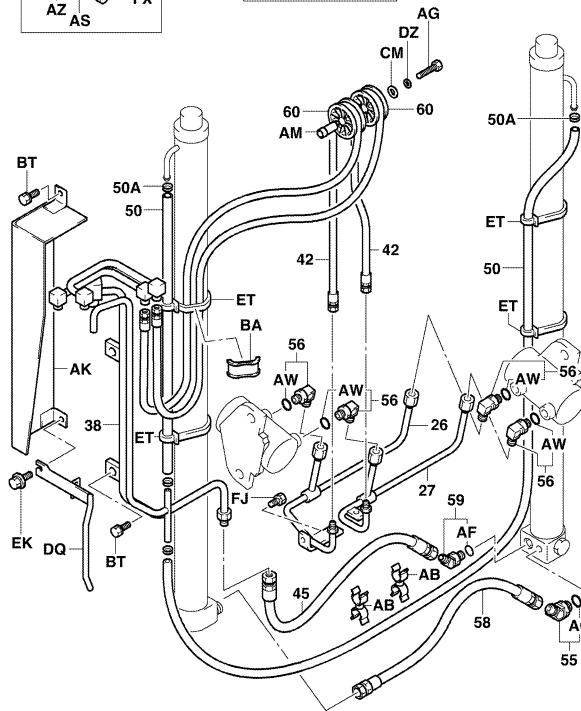
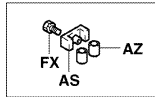
MASTLEITUNGEN  
TOBOS DEL MASTIL

30..SV,V

"H2500-H4000"



"H4500-H5000"



6805-100B

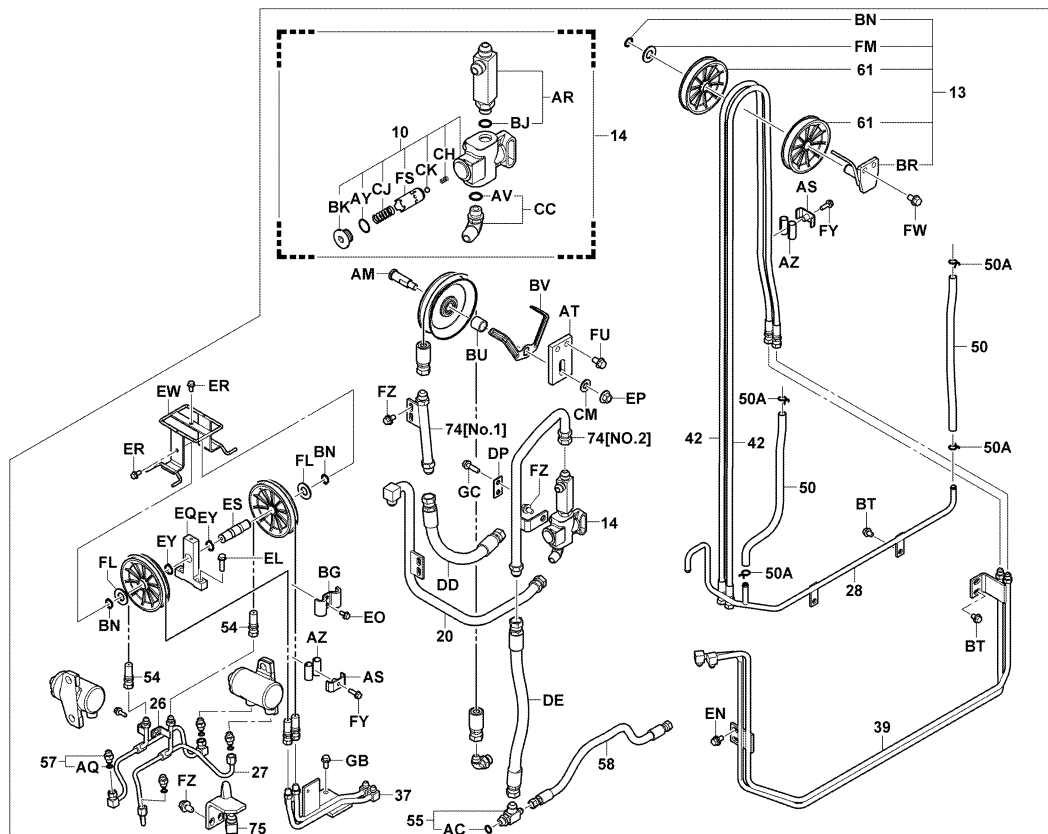
6805-100B

6805

MAST PIPING  
TUYAUTERIE DE MAT

MASTLEITUNGEN  
TOBOS DEL MASTIL

10,13,15,18..FSV



6805-152A

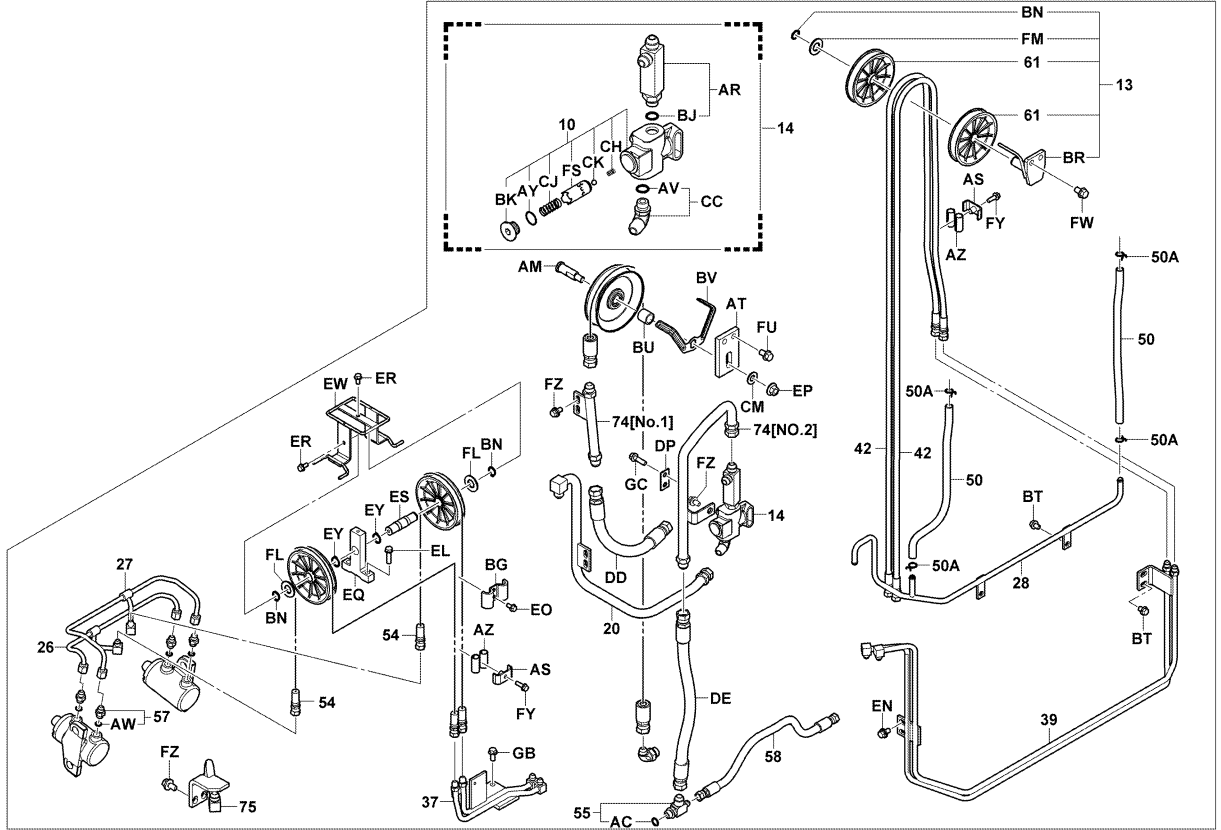
6805-152A

6805

MAST PIPING  
TUYAUTERIE DE MAT

MASTLEITUNGEN  
TOBOS DEL MASTIL

10,13,15,18..FSV (BAR TYPE)



6805-153A

6805-153A

6805

MAST PIPING  
TUYAUTERIE DE MAT

MASTLEITUNGEN  
TOBOS DEL MASTIL

PART NAME CODE	PART NAME	QTY	PART NAME CODE	PART NAME	QTY
6805-10	VALVE ASSY, FLOW REGULATOR ENS. DE SOUPAPE VENTIL, VOLLST. CONJUNTO DE VALVULA	1	6805-39	PIPE SUB-ASSY, NO.3 (TILT, MAST TO PULLEY) SOUS-ENS. DE TUYAU ROHR-TEILGRUPPE SUBCONJUNTO DE TUBO	1
6805-13	PULLEY ASSY, HOSE ENS. DE POULIE RIEMENSCHNITTEN, VOLLST. CONJUNTO DE LA POLEA	1	6805-40	HOSE, HIGH PRESSURE (VALVE TO LIFT CYLINDER) FLEXIBLE SCHLAUCH MANGUERA	1
6805-14	REGULATOR ASSY, FLOW ENS. DE REGULATEUR REGLER, VOLLST. CONJUNTO DEL REGULADOR	1	6805-42	HOSE, HIGH PRESSURE (TILT FOR PULLEY) FLEXIBLE SCHLAUCH MANGUERA	2
6805-20	PIPE SUB-ASSY, NO.1 (VALVE TO LIFT) SOUS-ENS. DE TUYAU ROHR-TEILGRUPPE SUBCONJUNTO DE TUBO	1	6805-44	HOSE, HIGH PRESSURE (FRONT LIFT CYLINDER) FLEXIBLE SCHLAUCH MANGUERA	1
6805-26	PIPE SUB-ASSY (PULLEY TO TILT, FRONT) SOUS-ENS. DE TUYAU ROHR-TEILGRUPPE SUBCONJUNTO DE TUBO	1	6805-45	HOSE, HIGH PRESSURE, NO.1 (MAST TO FR LIFT) FLEXIBLE SCHLAUCH MANGUERA	1
6805-27	PIPE SUB-ASSY (PULLEY TO TILT, REAR) TAMIS SCHIRMBLENDEN PANTALLA	1	6805-50	HOSE, LOW PRESSURE, NO.1 (LIFT TO TANK) FLEXIBLE SCHLAUCH MANGUERA	1-2
6805-28	PIPE SUB-ASSY (LIFT TO TANK) TAMIS SCHIRMBLENDEN PANTALLA	1	6805-50A	CLAMP, LIFT TO TANK NO.1 HOSE PINSE KLEMME ABRAZADERA	4
6805-36	PIPE SUB-ASSY, TILT CYLINDER SOUS-ENS. DE TUYAU ROHR-TEILGRUPPE SUBCONJUNTO DE TUBO	1	6805-54	HOSE, HIGH PRESSURE (TILT FOR PULLEY) FLEXIBLE SCHLAUCH MANGUERA	2
6805-37	PIPE SUB-ASSY, TILT CYLINDER SOUS-ENS. DE TUYAU ROHR-TEILGRUPPE SUBCONJUNTO DE TUBO	1	6805-55	FITTING, LIFT CYLINDER RACCORD ANSCHLUSSTUCK ACOPLADOR	1
6805-38	PIPE SUB-ASSY, MAST SOUS-ENS. DE TUYAU ROHR-TEILGRUPPE SUBCONJUNTO DE TUBO	1	6805-56	FITTING, TILT CYLINDER RACCORD ANSCHLUSSTUCK ACOPLADOR	2-4



6805		MAST PIPING TUYAUTERIE DE MAT		MASTLEITUNGEN TOBOS DEL MASTIL	
PART NAME CODE	PART NAME	QTY	PART NAME CODE	PART NAME	QTY
6805-57	FITTING, FRONT LIFT CYLINDER RACCORD ANSCHLUSSTUCK ACOPLADOR	1	6805-AF	RING, O ANNEAU RING ANILLO	1
6805-58	HOSE, HIGH PRESSURE (FOR LIFT CYLINDER) FLEXIBLE SCHLAUCH MANGUERA	1	6805-AG	BOLT BOULON SCHRAUBE PERNO	1
6805-59	FITTING, LIFT CYLINDER RACCORD ANSCHLUSSTUCK ACOPLADOR	1	6805-AH	FITTING RACCORD ANSCHLUSSTUCK ACOPLADOR	1
6805-60	PULLEY, HOSE GUIDE POULIE RIEMENSCHLEIBE POLEA	1-2	6805-AK	COVER, HOSE, LH COUVERCLE DECKEL CUBIERTA	1
6805-61	PULLEY, TILT HOSE, NO.1 POULIE RIEMENSCHLEIBE POLEA	2	6805-AM	PIN, HOSE GUIDE PULLEY GOUPILE STIFT PASADOR	1
6805-74	PIPE SUB-ASSY, LIFT CYLINDER SOUS-ENS. DE TUYAU ROHR-TEILGRUPPE SUBCONJUNTO DE TUBO	1	6805-AP	BAND BANDE BAND BANDA	7-9
6805-75	PIPE SUB-ASSY, LIFT CYLINDER SOUS-ENS. DE TUYAU ROHR-TEILGRUPPE SUBCONJUNTO DE TUBO	1	6805-AQ	RING, O ANNEAU RING ANILLO	1
6805-AB	CLAMP PINSE KLEMME ABRAZADERA	2	6805-AR	FITTING RACCORD ANSCHLUSSTUCK ACOPLADOR	1
6805-AC	RING, O ANNEAU RING ANILLO	1	6805-AS	CLAMP PINSE KLEMME ABRAZADERA	1-2
6805-AE	BAND BANDE BAND BANDA	1	6805-AT	BRACKET SUPPORT TRAGER SOPORTE	1

6805		MAST PIPING TUYAUTERIE DE MAT		MASTLEITUNGEN TOBOS DEL MASTIL	
PART NAME CODE	PART NAME	QTY	PART NAME CODE	PART NAME	QTY
6805-AU	FITTING RACCORD ANSCHLUSSTUCK ACOPLADOR	2	6805-BK	PLUG BOUCHON STOPFEN TAPON	1
6805-AV	RING, O ANNEAU RING ANILLO	1	6805-BN	RING, SHAFT SNAP ANNEAU RING ANILLO	1-2
6805-AW	RING, O ANNEAU RING ANILLO	1-4	6805-BP	BRACKET SUB-ASSY, HOSE CLAMP SOUS-ENS. DE SUPPORT TRAGER-TEILGRUPPE SUBCONJUNTO DE LA SOPORTE	1
6805-AY	RING, O ANNEAU RING ANILLO	1	6805-BR	BRACKET SUB-ASSY, GUIDE PULLEY SOUS-ENS. DE SUPPORT TRAGER-TEILGRUPPE SUBCONJUNTO DE LA SOPORTE	1
6805-AZ	COVER, HOSE COUVERCLE DECKEL CUBIERTA	2-4	6805-BT	BOLT BOULON SCHRAUBE PERNO	1-8
6805-BA	CLAMP PINSE KLEMME ABRAZADERA	2-3	6805-BU	COLLAR COLLIER BUCHSE COLLAR	1
6805-BF	GUIDE SUB-ASSY, NO.1 SOUS-ENS. DE GUIDE FUHRUNGS-TEILGRUPPE SUBCONJUNTO DE GUIA	1	6805-BV	GUIDE, HOSE GUIDE FUHRUNG GUIA	1
6805-BG	CLAMP PINSE KLEMME ABRAZADERA	1	6805-CC	FITTING RACCORD ANSCHLUSSTUCK ACOPLADOR	1
6805-BH	GUIDE SUB-ASSY, NO.2 SOUS-ENS. DE GUIDE FUHRUNGS-TEILGRUPPE SUBCONJUNTO DE GUIA	1	6805-CH	SPRING, COMPRESSION RESSORT FEDER RESORTE	1
6805-BJ	RING, O ANNEAU RING ANILLO	1	6805-CJ	SPRING, COMPRESSION RESSORT FEDER RESORTE	1

6805		MAST PIPING TUYAUTERIE DE MAT		MASTLEITUNGEN TOBOS DEL MASTIL	
PART NAME CODE	PART NAME	QTY	PART NAME CODE	PART NAME	QTY
6805-CK	BALL, STEEL BILLE KUGEL BOLA	1	6805-EL	BOLT BOULON SCHRAUBE PERNO	2-4
6805-CM	WASHER RODELLE UNTERLEGSCHIEBE ARANDELA	1	6805-EN	BOLT BOULON SCHRAUBE PERNO	2
6805-CN	PIPE SUB-ASSY SOUS-ENS. DE TUYAU ROHR-TEILGRUPPE SUBCONJUNTO DE TUBO	2	6805-EO	BOLT BOULON SCHRAUBE PERNO	2
6805-CZ	BOLT BOULON SCHRAUBE PERNO	2	6805-EP	NUT ECROU MUTTER TUERCA	1
6805-DD	HOSE, HIGH PRESSURE FLEXIBLE SCHLAUCH MANGUERA	1	6805-EQ	BRACKET SUPPORT TRAGER SOPORTE	1
6805-DE	HOSE, HIGH PRESSURE FLEXIBLE SCHLAUCH MANGUERA	1	6805-ER	BOLT BOULON SCHRAUBE PERNO	1-3
6805-DK	WASHER RODELLE UNTERLEGSCHIEBE ARANDELA	1	6805-ES	BOLT BOULON SCHRAUBE PERNO	1
6805-DP	PLATE PLAQUE PLATTE PLACA	1	6805-ET	SUPPORT SUB-ASSY, HOSE SOUS-ENS. DE SUPPORT STUTZEN-TEILGRUPPE SUBCONJUNTO DEL SOPORTE	4-6
6805-DQ	GUARD SUB-ASSY, HOSE SOUS-ENS. DE PROTECTEUR SCHUTZBLECH-TEILGRUPPE SUBCONJUNTO DE PROTECTOR	1	6805-EW	STOPPER SUB-ASSY SOUS-ENS. DE BUTEE ANSCHLAG-TEILGRUPPE SUBCONJUNTO DEL TOPE	1
6805-EK	BOLT BOULON SCHRAUBE PERNO	1	6805-EY	RING, SHAFT SNAP ANNEAU RING ANILLO	2

6805		MAST PIPING TUYAUTERIE DE MAT		MASTLEITUNGEN TOBOS DEL MASTIL	
PART NAME CODE	PART NAME	QTY	PART NAME CODE	PART NAME	QTY
6805-FL	WASHER, PLATE RODELLE UNTERLEGSCHIEBE ARANDELA	2	6805-GG	BOLT BOULON SCHRAUBE PERNO	1
6805-FM	WASHER, PLATE RODELLE UNTERLEGSCHIEBE ARANDELA	1-2			
6805-FS	PISTON PISTON KOLBEN PISTON	1			
6805-FU	BOLT BOULON SCHRAUBE PERNO	2			
6805-FW	BOLT BOULON SCHRAUBE PERNO	2			
6805-FX	BOLT BOULON SCHRAUBE PERNO	1			
6805-FY	BOLT BOULON SCHRAUBE PERNO	2			
6805-FZ	BOLT BOULON SCHRAUBE PERNO	5			
6805-GB	BOLT BOULON SCHRAUBE PERNO	2			
6805-GC	BOLT BOULON SCHRAUBE PERNO	1-2			