





## GENERAL INFORMATION (English)

This parts catalog has been prepared for the customers of Toyota Industrial Vehicles and this shows only the part name codes instead of parts numbers.

When ordering parts from your local Toyota dealer, please specify the complete model number of the truck, the engine number or frame number. Also it is essential that you specify the part name codes described in the pages of illustrations and text.

The complete model number and frame number are shown in the front page of this catalog. All the columns in this quick reference index are supposed to be filled out by both the factory and your local dealer.

For the industrial vehicle with optional equipment, which is described in the lower part of the DESCRIPTION, it is imperative for you to specify optional equipment when ordering parts.

Your Toyota dealer has always been furnished with enough information to decode the correct part numbers based on your information of model number, engine number or frame number as well as part name code.

## INFORMATIONS D'ORDRE GENERAL (French)

Ce catalogue de pièces a été préparé pour les propriétaires de Véhicules Industriels Toyota. On n'y trouvera que les codes de désignation de pièces au lieu des numéros de pièces.

Pour la commande de pièces auprès de votre concessionnaire Toyota, prière de spécifier le numéro de modèle complet de l'engin, le numéro du moteur ou le numéro du châssis. Il est aussi nécessaire de spécifier les codes de désignation de pièces comme ils sont décrits dans les pages d'illustrations et dans le texte.

Le numéro de modèle complet et le numéro de châssis sont indiqués en première page de ce catalogue. Toutes les colonnes de l'index de référence rapide devraient être remplies par l'usine et par votre concessionnaire.

Pour le véhicule industriel avec équipement optionnel, décrit en bas de page sous la rubrique "DESCRIPTION", il convient de bien spécifier qu'il s'agit de cet équipement lors de commande de pièces.

Votre concessionnaire Toyota est toujours suffisamment informé pour décoder les numéros de pièces sur la base de votre information du numéro de modèle, du numéro de moteur ou de châssis, et des codes de désignation de pièces.

## ALLGEMEINE INFORMATION (German)

Dieser Teilekatalog wurde für die Benutzer von Toyota Industriefahrzeugen zusammengestellt und zeigt anstelle von Teilenummern nur die Teilennamen-Kodes.

Geben Sie bei Teilebestellungen von Ihrem Toyota-Händler am Platz bitte die vollständige Modellnummer des Fahrzeugs, die Motornummer oder Fahrgestellnummer an. Es ist auch erforderlich, daß Sie die in den Illustrationen und im Text beschriebenen Teilennamen-Kodes angeben.

Die vollständige Modellnummer und Fahrgestellnummer finden Sie auf der Vorderseite dieses Katalogs. Alle Spalten in dieser Bezugstabelle sollen sowohl vom Werk als von Ihrem Händler am Platz ausgefüllt werden.

Für Industriefahrzeuge mit Sonderausrüstung, welche im unteren Teil der BESCHREIBUNG erläutert ist, müssen Sie bei der Bestellung von Teilen unbedingt diesbezügliche Angaben machen.

Ihr Toyota-Händler verfügt stets über genügend Information, um die richtigen Teilenummern zu entschlüsseln, basiert auf Ihren Angaben zu Modellnummer, Motornummer oder Fahrgestellnummer und den Teilennamen-Kodes.

## INFORMACION GENERAL (Spanish)

Este catálogo de piezas ha sido preparado para los clientes de vehículos industriales de TOYOTA, e incluye tan sólo los códigos de nombre de pieza en lugar de los números de pieza.

Cuando solicite piezas a su distribuidor local de TOYOTA especifique por favor el número de modelo completo del vehículo, el número de motor o el número de bastidor. Asimismo, es esencial que Vd. especifique los códigos de nombre de pieza descritos en las páginas de ilustraciones y de texto.

El número completo de modelo y el número de bastidor se indican en la portada de este catálogo. Se supone que todas las columnas de este índice de referencia se han rellenado, tanto por parte de la fábrica como por parte de su distribuidor local.

En lo que concierne a los vehículos industriales con equipos opcionales, que se describen en la parte baja de la DESCRIPCION, es absolutamente necesario que especifique equipos opcionales cuando solicite piezas de repuesto.

Su distribuidor local de TOYOTA posee la información necesaria para descifrar los números correctos de cada pieza a base de su información de número de modelo, número de motor o número de bastidor, así como el código de nombre de la pieza.

## ILLUSTRATION AND PART NAME CODE TEXT PAGE COMPOSITION (English)

Essentially, one (1) page will present both the illustration and part name code. However, when the space for text page is not enough the next page will be used in succession.

- ① **Figure number**  
This parts catalog has been prepared according to the figure numbers.
- ② **Figure title**  
A representative part name which is the major assembly part name is shown as the figure title of the illustration.
- ③ **Sub title**  
The optional name or special specification of each illustration are indicated.
- ④ **Part name code**  
This is a combination of figure number and codes of illustrations pertaining to each part. This is a key for your Toyota dealer to find the correct part numbers.
- ⑤ **Part name**  
As a rule, the part name is indicated for each of the part name codes.
- ⑥ **QTY (Quantity)**  
The quantity column indicates the utilized pieces of part name code unit.  
When the utilized quantity changes according to each of the vehicles, maximum is indicated.  
When the utilized quantity of the parts differs or is more than 100 pieces, quantity 99 is indicated.
- ⑦ **Standard parts numbers**  
The standard parts such as the bolts, nuts, washer, etc. are described with parts numbers. When ordering these parts, specify parts numbers.

## ILLUSTRATION ET COMPOSITION DU DE TEXTE DE CODE DE DESIGNATION DE PIECE (French)

Une (1) page contiendra essentiellement une illustration et ses codes de désignation de pièce. Toutefois, lorsque l'espace réservé au texte est insuffisant, la continuation se trouvera sur la page suivante.

- ① **Numéro de figure**  
Ce catalogue de pièces a été préparé en fonction des numéros de figures.
- ② **Titre de figure**  
Une désignation de pièce représentative, celle d'une pièce d'un ensemble important, est indiquée comme titre de figure de l'illustration.
- ③ **Sous-titre**  
La désignation optionnelle ou les spécifications spéciales de chaque illustration sont indiquées.
- ④ **Code de désignation de pièce**  
Obtenu en combinant le numéro de figure et les codes des illustrations inhérents à chaque pièce. Ce code permettra à votre concessionnaire Toyota de trouver les numéros de pièces corrects.
- ⑤ **Désignation de pièce**  
La désignation de la pièce est indiquée pour chacun des codes de désignation de pièce.
- ⑥ **Q'ty (quantité)**  
La colonne quantité indique les pièces utilisées de l'unité de code de désignation de pièce. La quantité maximum est indiquée quand la quantité utilisée diffère pour chacun des véhicules. Quand la quantité de pièces utilisées diffère ou lorsqu'elle dépasse 100 pièces, la quantité 99 est indiquée.
- ⑦ **Numéros de pièces standard**  
Les pièces standard comme les boulons, les écrous, les rondelles, etc. sont décrits dans les numéros de pièces. Pour commander ces pièces, prière de spécifier les numéros de pièces.



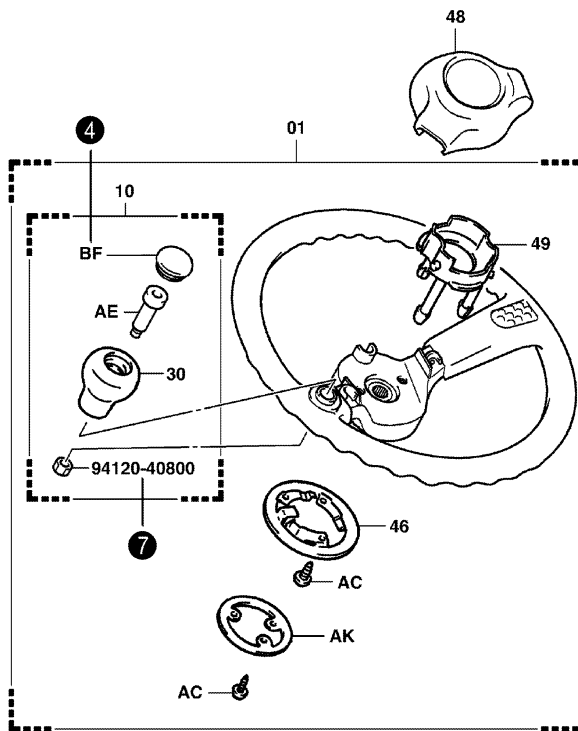
①—4501

STEERING WHEEL  
VOLANT DE DIRECTION

LENKRAD  
VOLANTE DE DIRECCION

( )

③



4501-050A

4501-050A

④ 4501

STEERING WHEEL  
VOLANT DE DIRECTION

⑥

LENKRAD  
VOLANTE DE DIRECCION

PART NAME CODE	⑤ PART NAME	QTY	PART NAME CODE	PART NAME	QTY
4501-01	WHEEL ASSY, STEERING ENS. DE ROUE RAD. VOLLST. CONJUNTO DE LA RUEDA	1	4501-BK	COLLAR, STEERING KNOB COLLIER BUCHSE COLLAR	1
4501-10	KNOB ASSY, STEERING WHEEL ENS. DE BOULE KNOPF. VOLLST. CONJUNTO DEL MANDO	1			
4501-30	KNOB SUB-ASSY, STEERING WHEEL SOUS-ENS. DE BOULE KNOPF-TEILGRUPPE SUBCONJUNTO DEL MANDO	1			
4501-46	SPRING, HORN CONTACT RESSORT FEDER RESORTE	1			
4501-48	PAD, STEERING WHEEL TAMPON KLOTZ ALMOHADILLA	1			
4501-49	CUP, HORN CONTACT COUPELLE DICHTMANSCHETTE TAZA	1			
4501-AC	SCREW VIS SCHRAUBE TORNILLO	6			
4501-AE	BOLT, STEERING WHEEL KNOB SET BOULON SCHRAUBE PERNO	1			
4501-AK	RING, HORN CONTACT NO.1 ANNEAU RING ANILLO	1			
4501-BF	CAP CAPUCHON KAPPE TAPA	1			

G320

71

MTM-21

## ABBILDUNG UND TEXTSEITENAUFBAU FÜR TEILENAMEN-KODE (German)

Grundsätzlich finden Sie auf einer (1) Seite sowohl die Abbildung als auch den Teilnamen-Kode.  
Wenn für den Text jedoch nicht genügend Platz vorhanden ist, wird er auf der nächsten Seite Fortgesetzt.

- ❶ **Abbildungsnummer**  
Dieser Teilkatalog wurde nach Abbildungsnummern zusammengestellt.
- ❷ **Abbildungstitel**  
Ein stellvertretender Teilname, welcher zugleich die Bezeichnung für die Hauptbaugruppe ist, wird als Abbildungstitel der Illustration angegeben.
- ❸ **Untertitel**  
Ein zusätzlicher Name oder eine besondere Kennzeichnung werden für jede Illustration angegeben.
- ❹ **Teilnamen-Kode**  
Dies ist eine Kombination von ziffern und Abbildungskodes, die jedes Teil betreffen. Es ist ein Schlüssel für Ihren Toyota-Händler, um die richtigen Teilenummern zu finden.
- ❺ **Teilname**  
Grundsätzlich wird der Teilname für alle Teilnamen-Kodes angegeben.
- ❻ **QTY (Menge)**  
Die Mengenspalte gibt die benutzte Stückzahl von Teilnamen-Kode-Einheiten an.  
Wenn die benutzte Stückzahl je nach Fahrzeug Verschieden ist, wird die Höchstmenge angegeben.  
Wenn die benutzte Menge 100 Stück überschreiten kann, wird als Menge 99 angegeben.
- ❼ **Standardteile-Nummern**  
Die Standardteile, wie Schrauben, Muttern, Unterlegscheiben usw., sind in den Teilenummern beschrieben. Geben Sie bei Bestellung dieser Teile die Teilenummern an.

## COMPOSICION DE LAS PAGINAS DE ILUSTRACIONES Y DE TEXTO DE CODIGOS DE NOMBRE DE PIEZAS (Spanish)

Básicamente, una (1) página incluirá tanto la ilustración como el código de nombre de la pieza.  
No obstante, si el espacio no fuese suficiente, se utilizará la página siguiente.

- ❶ **Número de figura**  
Este catálogo de piezas se ha preparado de acuerdo con los números de las figuras.
- ❷ **Título de las figuras**  
Como título de las figuras de la página de ilustraciones, se incluye un nombre que sea representativo del nombre del mayor conjunto.
- ❸ **Subtítulo**  
Se indican el nombre opcional o las especificaciones especiales de cada ilustración.
- ❹ **Código de nombre de pieza**  
Se trata de una combinación de número de figura y de código de las ilustraciones correspondientes a cada pieza. Esta es la clave para que su distribuidor local de TOYOTA pueda encontrar el número de pieza correcto.
- ❺ **Nombre de la pieza**  
Como norma, se indica el nombre de cada uno de los códigos de nombre de pieza.
- ❻ **QTY (Cantidad)**  
La columna de cantidad indica el número de piezas utilizadas de cada unidad de código de nombre de pieza.  
Cuando la cantidad utilizada es intercambiable entre cada uno de los vehículos, se indica el máximo.  
Cuando la cantidad de piezas utilizadas pueda diferir o ser superior a 100, se indica como cantidad 99.
- ❼ **Números de piezas normalizadas**  
Las piezas corrientes, tales como pernos, tuercas, arandelas etc., se describen con número de pieza. Cuando solicite tales piezas, indique su número de pieza.

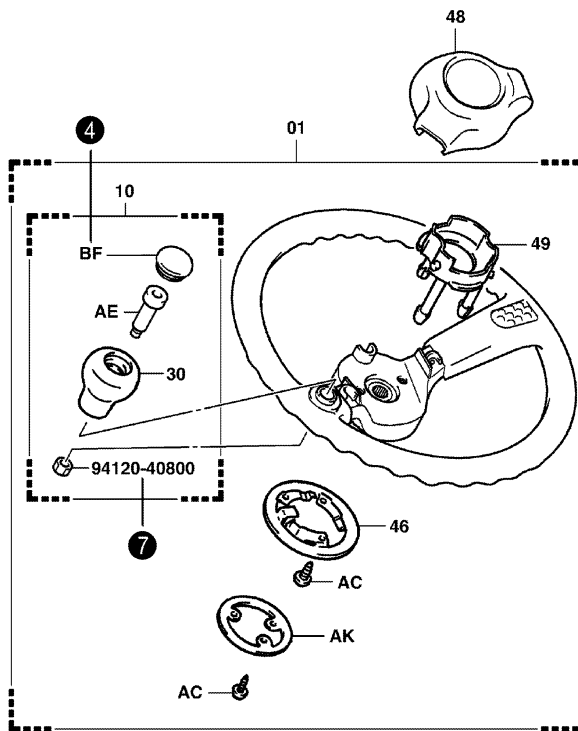
①—4501

STEERING WHEEL  
VOLANT DE DIRECTION

LENKRAD  
VOLANTE DE DIRECCION

( )

③



4501-050A

4501-050A

④ 4501

STEERING WHEEL  
VOLANT DE DIRECTION

⑥

LENKRAD  
VOLANTE DE DIRECCION

PART NAME CODE	⑤ PART NAME	QTY	PART NAME CODE	PART NAME	QTY
4501-01	WHEEL ASSY, STEERING ENS. DE ROUE RAD. VOLLST. CONJUNTO DE LA RUEDA	1	4501-BK	COLLAR, STEERING KNOB COLLIER BUCHSE COLLAR	1
4501-10	KNOB ASSY, STEERING WHEEL ENS. DE BOULE KNOPF. VOLLST. CONJUNTO DEL MANDO	1			
4501-30	KNOB SUB-ASSY, STEERING WHEEL SOUS-ENS. DE BOULE KNOPF-TEILGRUPPE SUBCONJUNTO DEL MANDO	1			
4501-46	SPRING, HORN CONTACT RESSORT FEDER RESORTE	1			
4501-48	PAD, STEERING WHEEL TAMPON KLOTZ ALMOHADILLA	1			
4501-49	CUP, HORN CONTACT COUPELLE DICHTMANSCHETTE TAZA	1			
4501-AC	SCREW VIS SCHRAUBE TORNILLO	6			
4501-AE	BOLT, STEERING WHEEL KNOB SET BOULON SCHRAUBE PERNO	1			
4501-AK	RING, HORN CONTACT NO.1 ANNEAU RING ANILLO	1			
4501-BF	CAP CAPUCHON KAPPE TAPA	1			

G320

71

MTM-21

## **DATA PLATE & SERIAL NUMBERS (English)**

For retrieving correct part numbers, it's indispensable to know the truck model, as well as frame number (or engine number). Customers can obtain said information in the data plate on the truck or in this user parts catalog.

## **PLAQUE DE DONNEES TECHNIQUES & NUMEROS DE SERIE (French)**

Pour relever correctement le numéro des pièces, il est indispensable de connaître le modèle de l'engin, ainsi que le numéro de châssis (ou du moteur).  
Les propriétaires peuvent trouver ladite information sur la plaque de données techniques de l'engin ou dans le présent ouvrage.

## **DATENPLATTE & SERIENNUMMERN (German)**

Um die richtige Teilenummer zu ermitteln, müssen unbedingt das Fahrzeugmodell sowie die Fahrgestellnummer (oder die Motornummer) bekannt sein.  
Kunden Können diese Angaben von der Datenplatte am Fahrzeug oder in diesem Teilekatalog für Benutzer entnehmen.

## **PLACA DE DATOS Y NUMEROS DE SERIE (Spanish)**

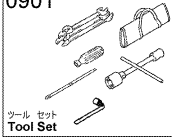
Para obtener los números de pieza correctos, es indispensable conocer el modelo del vehículo, así como el número del bastidor (o del motor).  
Los clientes pueden obtener dicha información por la placa de datos del vehículo o este catálogo de piezas para el usuario.

**FIG.INDEX**

**ILLUSTRATED INDEX  
INDEX ILLUSTRÉ**

**INDIOE ILLUSTRADO  
ILLUSTRIRTES INHALTSVERZEICHNIS**

0901



ツール セット  
Tool Set

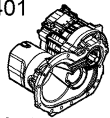
0000-A38  
0000-A38\_

**FIG.INDEX**

**ILLUSTRATED INDEX  
INDEX ILLUSTRÉ**

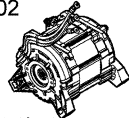
**INDIOE ILLUSTRADO  
ILLUSTRIRTES INHALTSVERZEICHNIS**

1401



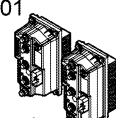
ドライブ モーター  
Drive Motor

1402



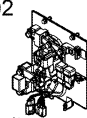
ポンプ ドライブ モーター  
Pump Drive Motor

2401



コントロール パネル  
Control Panel

2402



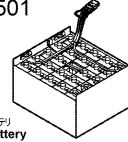
コンタクタ パネル  
Contactor Panel

2403



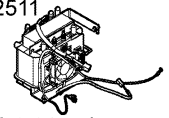
コンタクタ アセンブリ  
Contactor Assy

2501



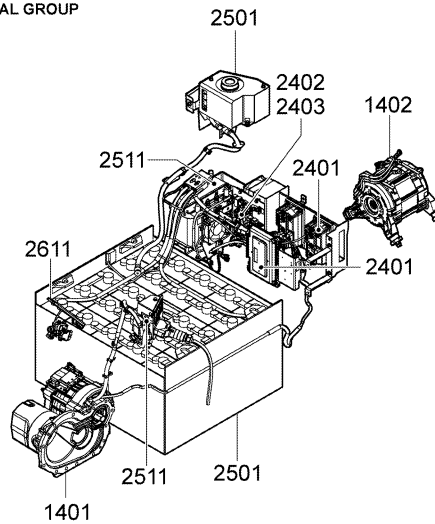
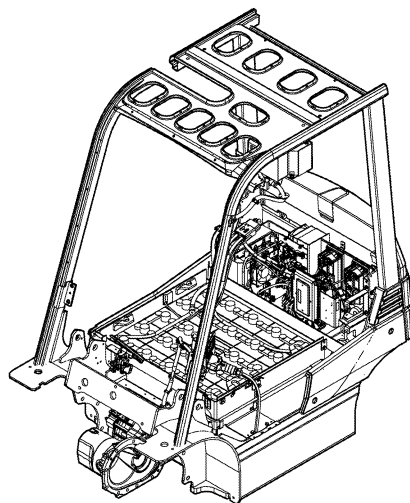
バッテリー  
Battery

2511

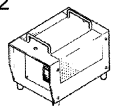


バッテリー マウント チャージャー  
Battery Mount Charger

エレクトリカル グループ  
ELECTRICAL GROUP

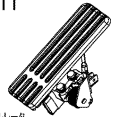


2512



バッテリー セパレート チャージャー  
Battery Separate Charger

2611



アクセラレーター  
Accelerator

0000-C86  
0000-C86\_

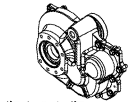
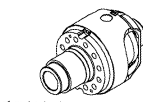
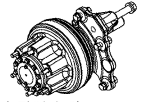
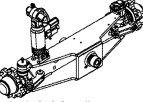
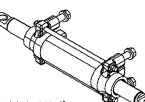


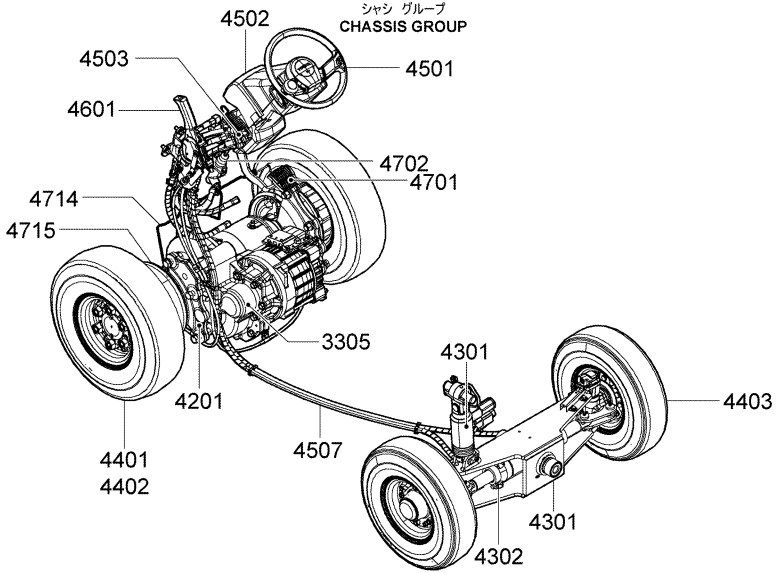

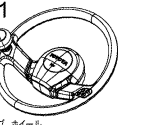
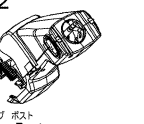

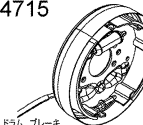


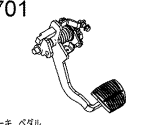


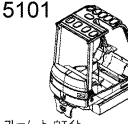
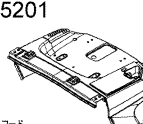
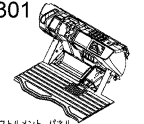
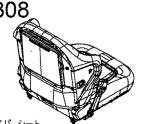
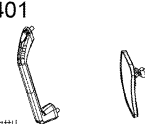

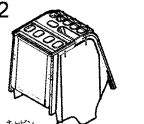
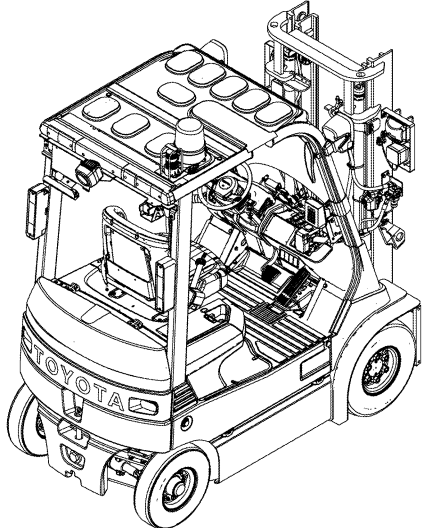


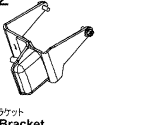

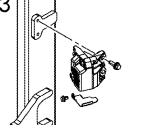
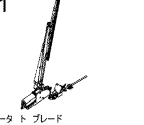
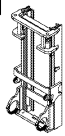
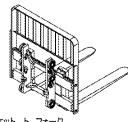



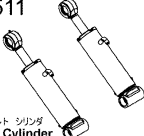
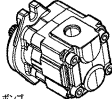
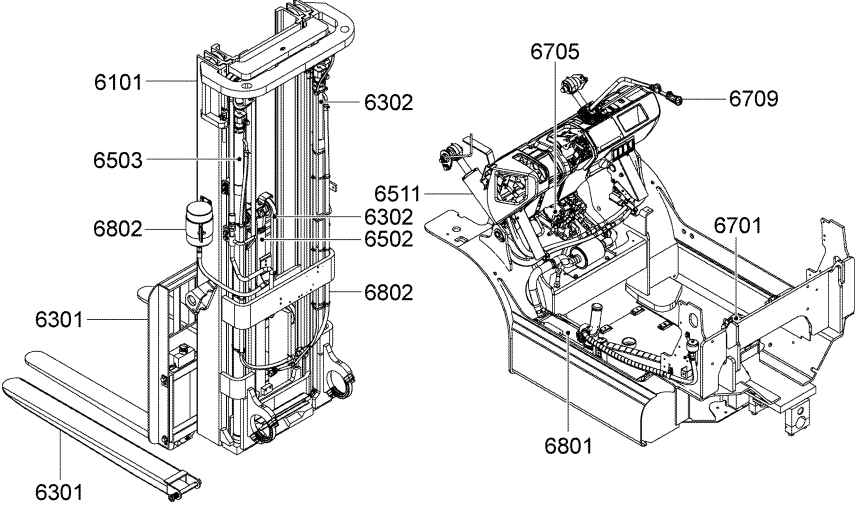
FIG. INDEX	ILLUSTRATED INDEX INDEX ILLUSTRÉ	INDIOE ILLUSTRADO ILLUSTRIRTES INHALTSVERZEICHNIS				
3305  ギア ケース ト ギア Gear Case & Gear	4101  ディファレンシャル Differential	4201  フロント アクスル シャフト Front Axle Shaft	4301  リア アクスル ト タイ ロッド Rear Axle & Tie-Rod	4302  リア アクセル シリンダ Rear Axle Cylinder	4401  フロント ホイール ト タイヤ (シングル) Front Wheel & Tire (Single)	4402  フロント ホイール ト タイヤ (ダブル) Front Wheel & Tire (Double)
 <p style="text-align: center;">シャシ グループ CHASSIS GROUP</p>						
					4403  リア ホイール ト タイヤ Rear Wheel & Tire	4501  ステアリング ホイール Steering Wheel
					4502  ステアリング ポスト Steering Post	4503  ハイドロスタティック ステアリング バルブ Hydrostatic Steering Valve
	4715  ドラム ブレーキ Drum Brake	4714  ブレーキ パイプ Brake Pipe	4702  ブレーキ マスタ シリンダ Brake Master Cylinder	4701  ブレーキ ペダル Brake Pedal	4601  パーキング ブレーキ Parking Brake	4507  ドラッグリンク ト ステアリング パイピング Draglink & Steering Piping
						0000-C87 0000-C87_

FIG. INDEX	ILLUSTRATED INDEX INDEX ILLUSTRÉ	INDIOE ILLUSTRADO ILLUSTRIRTES INHALTSVERZEICHNIS				
5101  フレーム ト ウェイト Frame & Weight	5201  フード Hood	5301  インストルメント パネル Instrument Panel	5308  ドライバ シート Driver Seat	5401  アクセサリ Accessory	5405  インジケータ プレート Indicator Plate	5502  キャンバス キヤビン Canvas Cabin
 <p style="text-align: center;">ボデー、エレクトリカル グループ BODY, ELECTRICAL GROUP</p>						
						5602  ワイヤリング ト クランプ Wiring & Clamp
						5611  ランプ Lamp
						5612  ランプ ブラケット Lamp Bracket
						5702  メータ スイッチ Meter & Switch
				5803  センサ Sensor	5801  ワイパ モータ ト ブレード Wiper Motor & Blade	
						0000-C88A 0000-C88A

**FIG.INDEX**

**ILLUSTRATED INDEX  
INDEX ILLUSTRÉ**

**INDIOE ILLUSTRADO  
ILLUSTRIRTES INHALTSVERZEICHNIS**

<p>6101</p>  <p>マスト Mast</p>	<p>6301</p>  <p>リフト ブラケット ト フォーク Lift Bracket &amp; Fork</p>	<p>6302</p>  <p>チェーン ト チェーン ホイール Chain &amp; Chain Wheel</p>	<p>6502 (FV, FSV)</p>  <p>フロント リフト シリンダ Front Lift Cylinder</p>	<p>6503</p>  <p>リヤ リフト シリンダ Rear Lift Cylinder</p>	<p>6511</p>  <p>チルト シリンダ Tilt Cylinder</p>	<p>6701</p>  <p>オイル ポンプ Oil Pump</p>
<p style="text-align: center;">マスト ハイドロリック コンポーネント グループ MAST, HYDRAULIC COMPONENT GROUP</p> 						
<p style="text-align: right;">0000-C89 0000-C89_</p>						

**FIG.INDEX**

**ILLUSTRATED INDEX  
INDEX ILLUSTRÉ**

**INDIOE ILLUSTRADO  
ILLUSTRIRTES INHALTSVERZEICHNIS**

Empty table content						
---------------------	--	--	--	--	--	--



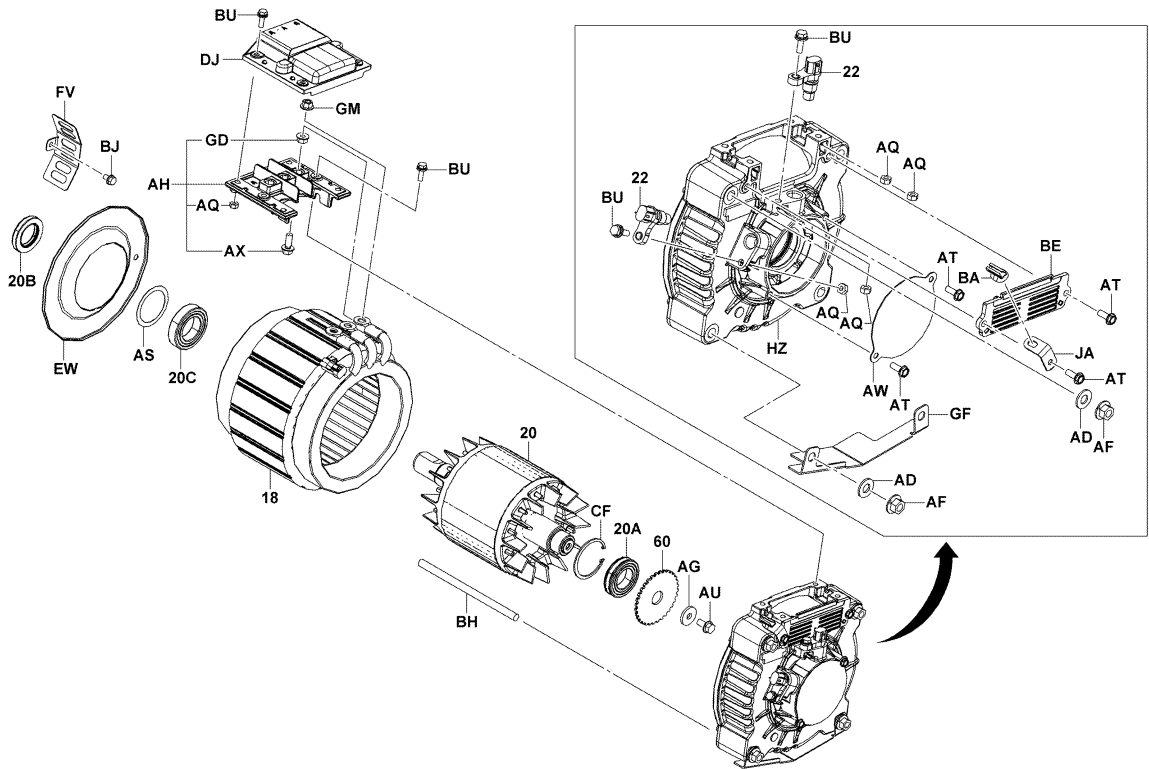


1401

DRIVE MOTOR  
MOTEUR D'ENTRAINEMENT

ANTRIEBSMOTOR  
MOTOR IMPULSOR

[MOTOR INNER PARTS]



1401-200A

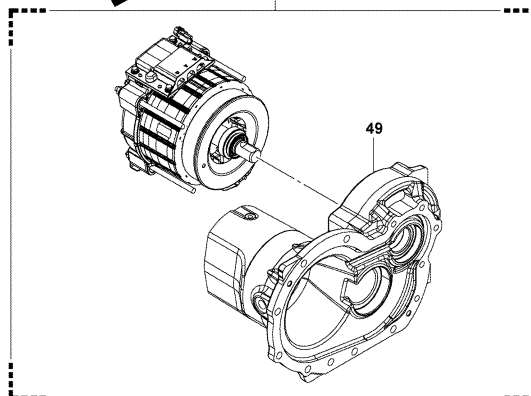
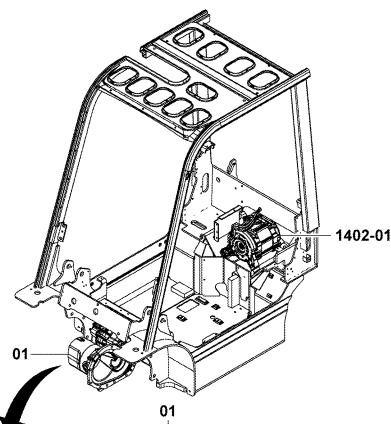
1401-200A

1401

DRIVE MOTOR  
MOTEUR D'ENTRAINEMENT

ANTRIEBSMOTOR  
MOTOR IMPULSOR

[MOTOR UNIT]



1401-229

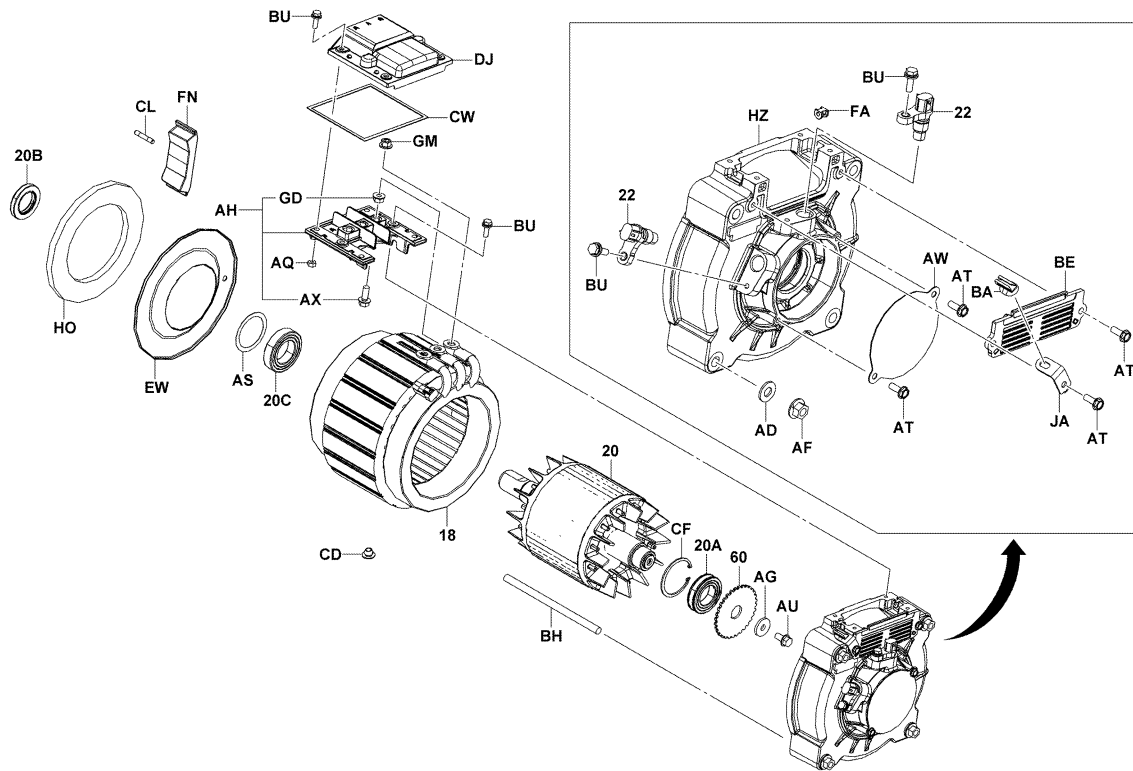
1401-229\_

**1401**

**DRIVE MOTOR**  
**MOTEUR D'ENTRAINEMENT**

**ANTRIEBSMOTOR**  
**MOTOR IMPULSOR**

(R-PROOF FISHER, COLD FISHER) [MOTOR INNER PARTS]



1401-201A

1401-201A

**1401**

**DRIVE MOTOR**  
**MOTEUR D'ENTRAINEMENT**

**ANTRIEBSMOTOR**  
**MOTOR IMPULSOR**

PART NAME CODE	PART NAME	QTY	PART NAME CODE	PART NAME	QTY
1401-01	MOTOR ASSY, DRIVE ENS. DE MOTEUR MOTOR, VOLLST. CONJUNTO DEL MOTOR	1	1401-AF	NUT ECROU MUTTER TUERCA	4
1401-18	STATOR ASSY, DRIVE MOTOR ENS. DE STATOR STATOR, VOLLST. CONJUNTO DE ESTATOR	1	1401-AG	WASHER, PLATE RODELLE UNTERLEGSCHIEBE ARANDELA	1
1401-20	ROTOR ASSY, DRIVE MOTOR ENS. DE ROTOR ROTOR, VOLLST. CONJUNTO DEL ROTOR	1	1401-AH	TERMINAL SUB-ASSY, NO.1 SOUS-ENS. DE BORNE KLEMMEN-TEILGRUPPE SUBCONJUNTO DE TERMINALES	1
1401-20A	BEARING, ROTOR ROULEMENT LAGER COJINETE	1	1401-AQ	NUT ECROU MUTTER TUERCA	2-6
1401-20B	SEAL, OIL (FOR ROTOR) JOINT ABDICHTUNG SELLO	1	1401-AS	WASHER, WAVE RODELLE UNTERLEGSCHIEBE ARANDELA	1
1401-20C	BEARING, ROTOR ROULEMENT LAGER COJINETE	1	1401-AT	BOLT BOULON SCHRAUBE PERNO	4
1401-22	SENSOR ASSY, REVOLUTION ENS. DE DETECTEUR SENSOR, VOLLST. CONJUNTO DEL SENSOR	2	1401-AU	BOLT BOULON SCHRAUBE PERNO	1
1401-49	CASE, DRIVE UNIT CARTER GEHAUSE CAJA	1	1401-AW	COVER COUVERCLE DECKEL CUBIERTA	1
1401-60	GEAR, PICK UP PIGNON ZAHNRAD ENGRANAJE	1	1401-AX	BOLT BOULON SCHRAUBE PERNO	3
1401-AD	WASHER, PLATE RODELLE UNTERLEGSCHIEBE ARANDELA	4	1401-BA	CLAMP PINSE KLEMME ABRAZADERA	1

1401			DRIVE MOTOR MOTEUR D'ENTRAINEMENT			ANTRIEBSMOTOR MOTOR IMPULSOR		
PART NAME CODE	PART NAME	QTY	PART NAME CODE	PART NAME	QTY			
1401-BE	PLATE, COVER PLAQUE PLATTE PLACA	1	1401-FN	RUBBER CAOUTCHOUC GUMMI GOMA	1			
1401-BH	BOLT BOULON SCHRAUBE PERNO	4	1401-FV	COVER COUVERCLE DECKEL CUBIERTA	1			
1401-BJ	BOLT BOULON SCHRAUBE PERNO	1	1401-GD	NUT ECROU MUTTER TUERCA	3			
1401-BU	BOLT, SQUARE BOULON SCHRAUBE PERNO	4	1401-GF	COVER COUVERCLE DECKEL CUBIERTA	1			
1401-CF	RING, HOLE SNAP ANNEAU RING ANILLO	1	1401-GM	NUT ECROU MUTTER TUERCA	3			
1401-CL	BOLT BOULON SCHRAUBE PERNO	1	1401-HO	SPONGE EPONGE SCHWAMM ESPONJA	1			
1401-CW	PACKING CALE DICHTUNG EMPAQUETADURA	1	1401-HZ	BRACKET SUPPORT TRAGER SOPORTE	1			
1401-DJ	COVER, TERMINAL COUVERCLE DECKEL CUBIERTA	1	1401-JA	BRACKET SUPPORT TRAGER SOPORTE	1			
1401-EW	GUIDE GUIDE FUHRUNG GUIA	1						
1401-FA	GROMMET RONDELLE ISOLANTE DURCHFUHRUNG ANILLO PROTECTOR	1						

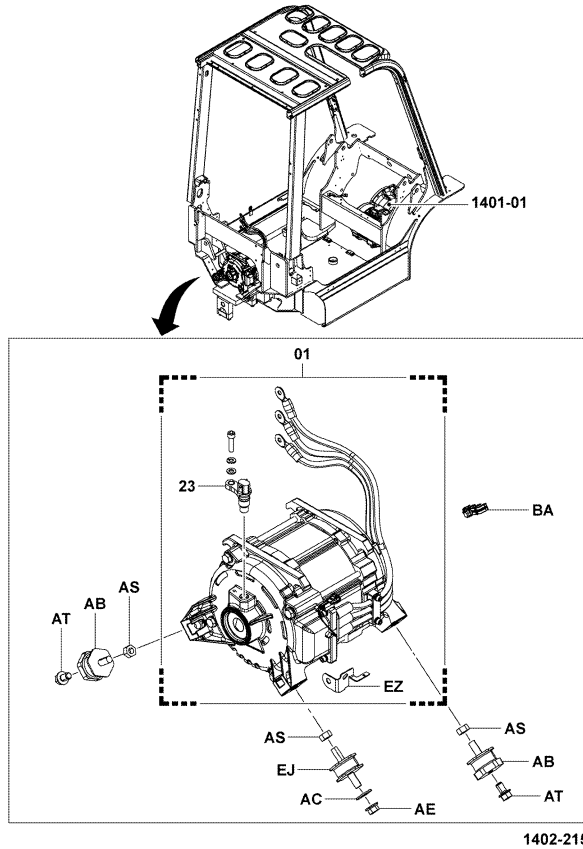
1401			DRIVE MOTOR MOTEUR D'ENTRAINEMENT			ANTRIEBSMOTOR MOTOR IMPULSOR		
PART NAME CODE	PART NAME	QTY	PART NAME CODE	PART NAME	QTY			

1402

PUMP DRIVE MOTOR  
MOTEUR D'ENTRAÎNEMENT DE POMPE

PUMPENANTRIEBSMOTOR  
MOTOR IMPULSOR DE LA BOMBA

[MOTOR UNIT]



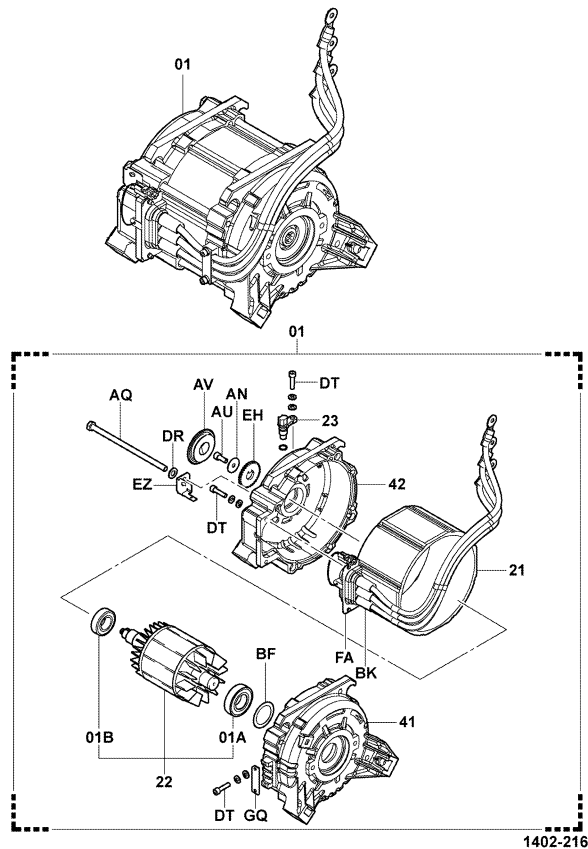
1402-215\_

1402

PUMP DRIVE MOTOR  
MOTEUR D'ENTRAÎNEMENT DE POMPE

PUMPENANTRIEBSMOTOR  
MOTOR IMPULSOR DE LA BOMBA

[INNER PARTS]



1402-216\_

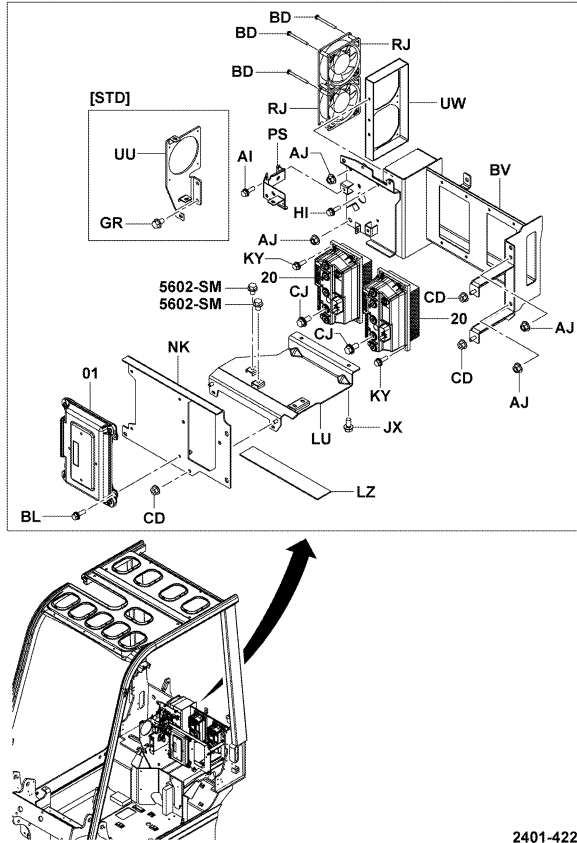
1402		PUMP DRIVE MOTOR MOTEUR D'ENTRAINEMENT DE POMPE		PUMPENANTRIEBSMOTOR MOTOR IMPULSOR DE LA BOMBA	
PART NAME CODE	PART NAME	QTY	PART NAME CODE	PART NAME	QTY
1402-01	MOTOR ASSY, PUMP ENS. DE MOTEUR MOTOR, VOLLST. CONJUNTO DEL MOTOR	1	1402-AE	NUT ECROU MUTTER TUERCA	1
1402-01A	BEARING, PUMP MOTOR, NO.1 ROULEMENT LAGER COJINETE	1	1402-AN	WASHER, PLATE RODELLE UNTERLEGSCHIEBE ARANDELA	1
1402-01B	BEARING, PUMP MOTOR, NO.2 ROULEMENT LAGER COJINETE	1	1402-AQ	BOLT BOULON SCHRAUBE PERNO	4
1402-21	STATOR SUB-ASSY SOUS-ENS. DE STATOR STATOR-TEILGRUPPE SUBCONJUNTO DE ESTATOR	1	1402-AS	NUT ECROU MUTTER TUERCA	4
1402-22	ROTOR SUB-ASSY SOUS-ENS. DE ROTOR ROTOR-TEILGRUPPE SUBCONJUNTO DEL ROTOR	1	1402-AT	BOLT BOULON SCHRAUBE PERNO	3
1402-23	SENSOR ASSY, REVOLUTION ENS. DE DETECTEUR SENSOR, VOLLST. CONJUNTO DEL SENSOR	1	1402-AU	BOLT BOULON SCHRAUBE PERNO	1
1402-41	BRACKET, NO.1 SUPPORT TRAGER SOPORTE	1	1402-AV	COVER COUVERCLE DECKEL CUBIERTA	1
1402-42	BRACKET, NO.2 SUPPORT TRAGER SOPORTE	1	1402-BA	CLAMP PINSE KLEMME ABRAZADERA	1
1402-AB	INSULATOR ISOLATEUR ISOLATOR AISLADOR	3	1402-BF	WASHER RODELLE UNTERLEGSCHIEBE ARANDELA	1
1402-AC	WASHER, PLATE RODELLE UNTERLEGSCHIEBE ARANDELA	1	1402-BK	BUSHING BAGUE BUCHSE BUJE	1

1402		PUMP DRIVE MOTOR MOTEUR D'ENTRAINEMENT DE POMPE		PUMPENANTRIEBSMOTOR MOTOR IMPULSOR DE LA BOMBA	
PART NAME CODE	PART NAME	QTY	PART NAME CODE	PART NAME	QTY
1402-DR	WASHER RODELLE UNTERLEGSCHIEBE ARANDELA	4			
1402-DT	BOLT BOULON SCHRAUBE PERNO	5			
1402-EH	GEAR, PICK UP PIGNON ZAHNRAD ENGRANAJE	1			
1402-EJ	INSULATOR ISOLATEUR ISOLATOR AISLADOR	1			
1402-EZ	BRACKET SUPPORT TRAGER SOPORTE	1			
1402-FA	BRACKET SUPPORT TRAGER SOPORTE	1			
1402-GQ	BRACKET SUPPORT TRAGER SOPORTE	1			

2401

CONTROL PANEL  
TABLEAU DE COMMANDE

BEDIENTAFEL  
PANEL DE CONTROL



2401-422A

2401-422A

2401

CONTROL PANEL  
TABLEAU DE COMMANDE

BEDIENTAFEL  
PANEL DE CONTROL

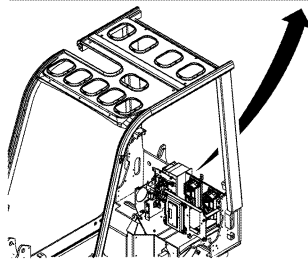
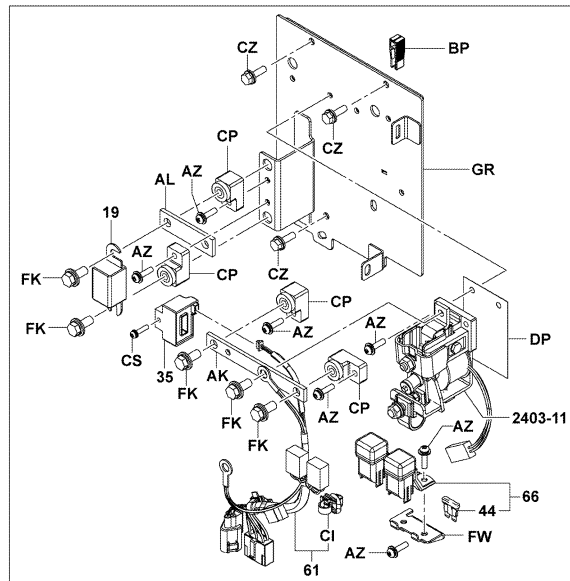
PART NAME CODE	PART NAME	QTY	PART NAME CODE	PART NAME	QTY
2401-01	PANEL ASSY, DRIVE CONTROL ENS. DE PANNEAU TAFEL, VOLLST. CONJUNTO DEL PANEL	1	2401-HI	BOLT BOULON SCHRAUBE PERNO	2
2401-20	CONTROLLER ASSY, DRIVE ENS. DE CONTROLEUR STEUERTEIL, VOLLST. CONJUNTO DEL CONTROLADOR	2	2401-JX	BOLT BOULON SCHRAUBE PERNO	2
2401-AI	BOLT BOULON SCHRAUBE PERNO	1	2401-KY	BOLT BOULON SCHRAUBE PERNO	8
2401-AJ	NUT ECROU MUTTER TUERCA	4	2401-LU	BRACKET SUB-ASSY SOUS-ENS. DE SUPPORT TRAGER-TEILGRUPPE SUBCONJUNTO DE LA SOPORTE	1
2401-BD	SCREW VIS SCHRAUBE TORNILLO	6	2401-LZ	RUBBER CAOUTCHOUC GUMMI GOMA	1
2401-BL	BOLT BOULON SCHRAUBE PERNO	4	2401-NF	BRACKET SUB-ASSY, BOARD SOUS-ENS. DE SUPPORT TRAGER-TEILGRUPPE SUBCONJUNTO DE LA SOPORTE	1
2401-BV	BRACKET SUB-ASSY SOUS-ENS. DE SUPPORT TRAGER-TEILGRUPPE SUBCONJUNTO DE LA SOPORTE	1	2401-PS	BRACKET SUB-ASSY, WIRING SOUS-ENS. DE SUPPORT TRAGER-TEILGRUPPE SUBCONJUNTO DE LA SOPORTE	1
2401-CD	NUT ECROU MUTTER TUERCA	4	2401-RJ	MOTOR ASSY, FAN ENS. DE MOTEUR MOTOR, VOLLST. CONJUNTO DEL MOTOR	2
2401-CJ	BOLT BOULON SCHRAUBE PERNO	10	2401-UU	BRACKET SUB-ASSY SOUS-ENS. DE SUPPORT TRAGER-TEILGRUPPE SUBCONJUNTO DE LA SOPORTE	1
2401-GR	BOLT BOULON SCHRAUBE PERNO	2	2401-UW	BRACKET SUB-ASSY SOUS-ENS. DE SUPPORT TRAGER-TEILGRUPPE SUBCONJUNTO DE LA SOPORTE	1

2402

CONTACTOR PANEL  
PANNEAU DE CONTACTEUR

SCHÜTZENTAFEL  
PANEL DEL CONTACTOR

10,14,15,18,20,25



2402-149

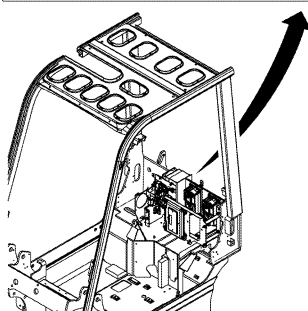
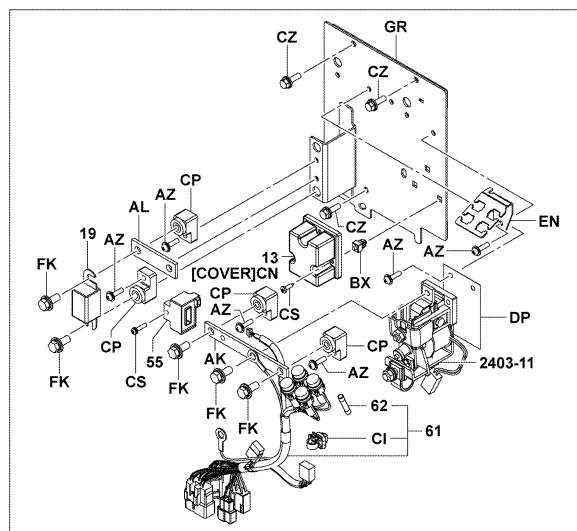
2402-149\_

2402

CONTACTOR PANEL  
PANNEAU DE CONTACTEUR

SCHÜTZENTAFEL  
PANEL DEL CONTACTOR

30,J35



2402-150

2402-150\_

2402		CONTACTOR PANEL PANNEAU DE CONTACTEUR		SCH7 ZENTAFEL PANEL DEL CONTACTOR	
PART NAME CODE	PART NAME	QTY	PART NAME CODE	PART NAME	QTY
2402-13	<b>BOARD ASSY</b> ----- NES. DE PANNEAU BRETT, VOLLST. CONJUNTO DEL TABLERO	1	2402-BP	<b>CLIP</b> ----- AGRAFE CLIP FIJADOR	1
2402-19	<b>FUSE ASSY</b> ----- ENS. DE FUSIBLE SICHERUNGS, VOLLST. CONJUNTO DE FUSIBLE	1	2402-BQ	<b>SCREW</b> ----- VIS SCHRAUBE TORNILLO	3
2402-35	<b>SENSOR SUB-ASSY</b> ----- SOUS-ENS. DE DETECTEUR SENSOR-TEILGRUPPE SUBCONJUNTO DEL SENSOR	1	2402-BX	<b>GROMMET</b> ----- RONDELLE ISOLANTE DURCHFUHRUNG ANILLO PROTECTOR	3
2402-44	<b>FUSE</b> ----- FUSIBLE SICHERUNG FUSIBLE	4	2402-CI	<b>CLAMP</b> ----- PINSE KLEMME ABRAZADERA	2
2402-61	<b>HARNES SUB-ASSY</b> ----- SOUS-ENS. DE FAISCEAU KABELBAUM-TEILGRUPPE SUBCONJUNTO DEL RAMAL DE CABLES	1	2402-CN	<b>COVER</b> ----- COUVERCLE DECKEL CUBIERTA	1
2402-62	<b>FUSE</b> ----- FUSIBLE SICHERUNG FUSIBLE	4	2402-CP	<b>TERMINAL</b> ----- BORNE ANSCHLUSS TERMINAL	4
2402-66	<b>BLOCK ASSY, FUSE</b> ----- ENS. DE BLOC FLASCHENZUG, VOLLST. CONJUNTO DE BLOQUE	2	2402-CS	<b>SCREW</b> ----- VIS SCHRAUBE TORNILLO	1
2402-AK	<b>BAR</b> ----- BAR STAB BARRA	1	2402-CZ	<b>BOLT</b> ----- BOULON SCHRAUBE PERNO	3
2402-AL	<b>BAR</b> ----- BAR STAB BARRA	1	2402-DP	<b>SHEET</b> ----- TOLE VENTILSITZ LAMINA	1
2402-AZ	<b>SCREW</b> ----- VIS SCHRAUBE TORNILLO	7-9	2402-EN	<b>BRACKET</b> ----- SUPPORT TRAGER SOPORTE	1

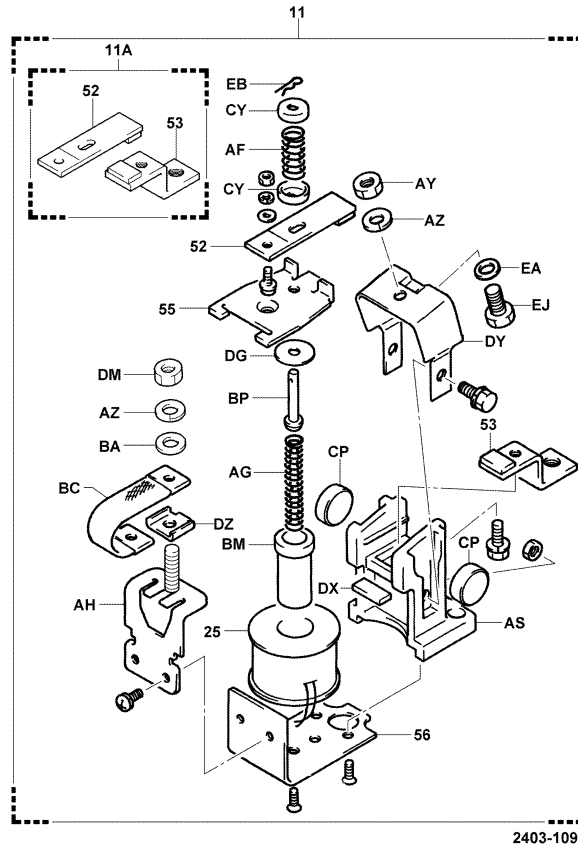
2402		CONTACTOR PANEL PANNEAU DE CONTACTEUR		SCH7 ZENTAFEL PANEL DEL CONTACTOR	
PART NAME CODE	PART NAME	QTY	PART NAME CODE	PART NAME	QTY
2402-FK	<b>BOLT</b> ----- BOULON SCHRAUBE PERNO	1-4			
2402-FW	<b>BRACKET SUB-ASSY</b> ----- SOUS-ENS. DE SUPPORT TRAGER-TEILGRUPPE SUBCONJUNTO DE LA SOPORTE	1			
2402-GR	<b>BASE SUB-ASSY</b> ----- SOUS-ENS. DE EMBASE SOCKEL-TEILGRUPPE SUBCONJUNTO DE BASE	1			



2403

CONTACTOR ASSY  
ENS. DE CONTACTEUR

SCHALTSCHUTZ-VOLLST.  
CONJUNTO DEL CONTACTOR



2403-109A

2403-109A

2403

CONTACTOR ASSY  
ENS. DE CONTACTEUR

SCHALTSCHUTZ-VOLLST.  
CONJUNTO DEL CONTACTOR

PART NAME CODE	PART NAME	QTY	PART NAME CODE	PART NAME	QTY
2403-11	CONTACTOR ASSY, SHORT ENS. DE CONTACTEUR SCHALTSCHUTZ, VOLLST. CONJUNTO DE CONTACTOR	1	2403-AS	BASE EMBASE SOCKEL BASE	1
2403-11A	CONTACT SET RESSORT FEDER RESORTE	1	2403-AY	NUT ECROU MUTTER TUERCA	1
2403-25	COIL SUB-ASSY SOUS-ENS. DE BOBINE SPULE-TEILGRUPPE SUBCONJUNTO DE BOBINA	1	2403-AZ	WASHER, SPRING RODELLE UNTERLEGSCHIEBE ARANDELA	2
2403-52	CONTACT, MOVING CONTACT KONTAKT CONTACTO	1	2403-BA	WASHER, PLATE RODELLE UNTERLEGSCHIEBE ARANDELA	1
2403-53	CONTACT, STATIONARY CONTACT KONTAKT CONTACTO	1	2403-BC	WIRING FAISCEWOU DE RILE VERKABELUNG CONEXIONES	1
2403-55	ARMATURE ARMATURE ANKER INDUCIDO	1	2403-BM	CORE NOYAU KERN NUCLEO	1
2403-56	FRAME CADRE RAHMEN BASTIDOR	1	2403-BP	PIN GOUPILLE STIFT PASADOR	1
2403-AF	SPRING, NO.1 RESSORT FEDER RESORTE	1	2403-CP	MAGNET AIMANT MAGNET MAGNETO	2
2403-AG	SPRING, NO.2 RESSORT FEDER RESORTE	1	2403-CY	HOLDER SUPPORT DUSENSTOCR SOPORTE PORTADOR	2
2403-AH	TERMINAL BORNE ANSCHLUSS TERMINAL	1	2403-DG	SHEET TOLE VENTILSITZ LAMINA	1

<b>2403</b>		<b>CONTACTOR ASSY ENS. DE CONTACTEUR</b>		<b>SCHALTSCHJ TZ-VOLLST. CONJUNTO DEL CONTACTOR</b>	
<b>PART NAME CODE</b>	<b>PART NAME</b>	<b>QTY</b>	<b>PART NAME CODE</b>	<b>PART NAME</b>	<b>QTY</b>
<b>2403-DM</b>	<b>NUT</b> ECROU MUTTER TUERCA	<b>1</b>			
<b>2403-DX</b>	<b>PACKING</b> CALE DICHTUNG EMPAQUETADURA	<b>1</b>			
<b>2403-DY</b>	<b>YOKE</b> ETRIER JOCH HOROQUILLA	<b>1</b>			
<b>2403-DZ</b>	<b>WASHER, LOCK</b> RODELLE UNTERLEGSCHIEBE ARANDELA	<b>1</b>			
<b>2403-EA</b>	<b>SPACER</b> ENTRETOISE DISTANZSTUECK SEPARADOR	<b>1</b>			
<b>2403-EB</b>	<b>PIN, SNAP</b> GOUPILLE STIFT PASADOR	<b>1</b>			
<b>2403-EJ</b>	<b>BOLT</b> BOULON SCHRAUBE PERNO	<b>1</b>			

<b>2403</b>		<b>CONTACTOR ASSY ENS. DE CONTACTEUR</b>		<b>SCHALTSCHJ TZ-VOLLST. CONJUNTO DEL CONTACTOR</b>	
<b>PART NAME CODE</b>	<b>PART NAME</b>	<b>QTY</b>	<b>PART NAME CODE</b>	<b>PART NAME</b>	<b>QTY</b>

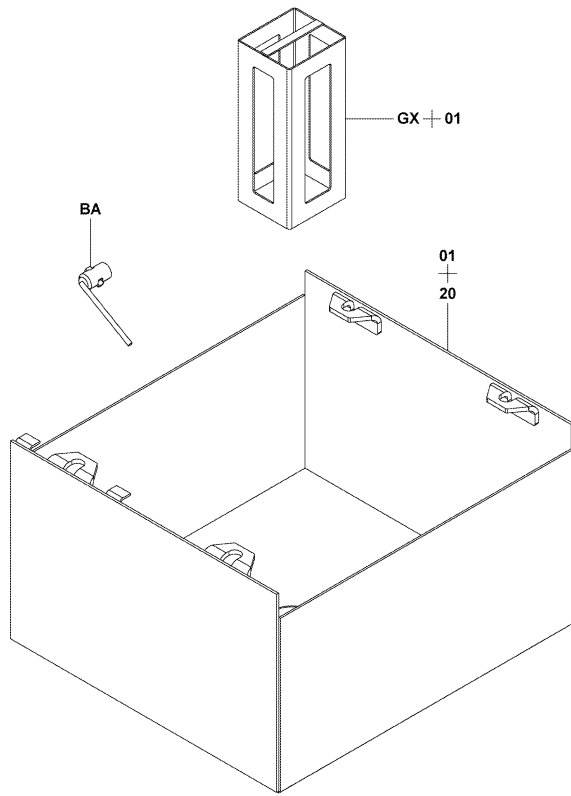
2501

BATTERY  
BATTERIE

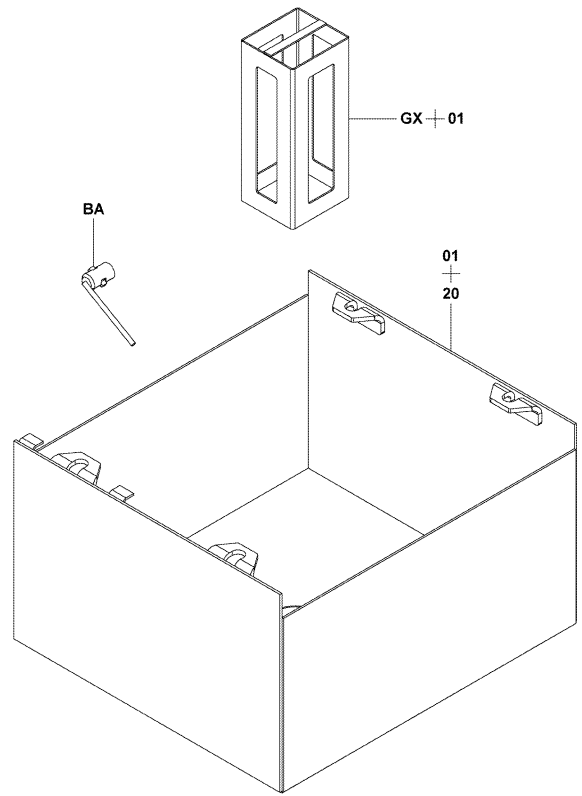
BATTERIE  
BATERIA

STM..10,14,15,18 [BATTERY CASE]

HBT..10,14,15,18 [BATTERY CASE]



2501-469A  
2501-469A



2501-469A  
2501-469A

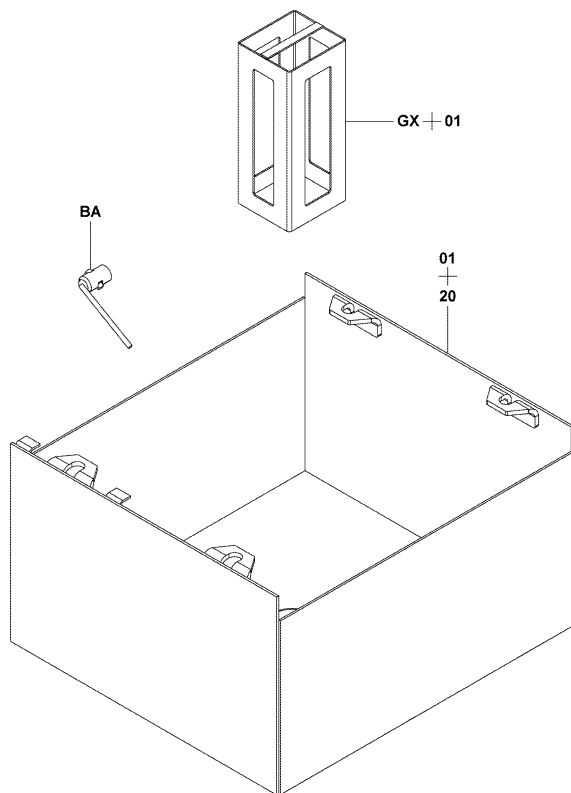
2501

BATTERY  
BATTERIE

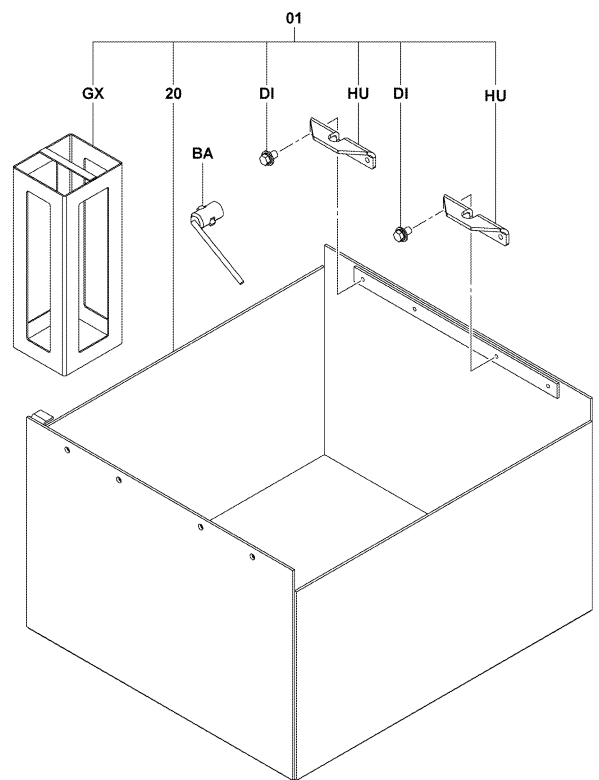
BATTERIE  
BATERIA

STM..20,25 [BATTERY CASE]

HBT..20,25 [BATTERY CASE]



2501-469A  
2501-469A



2501-475A  
2501-475A

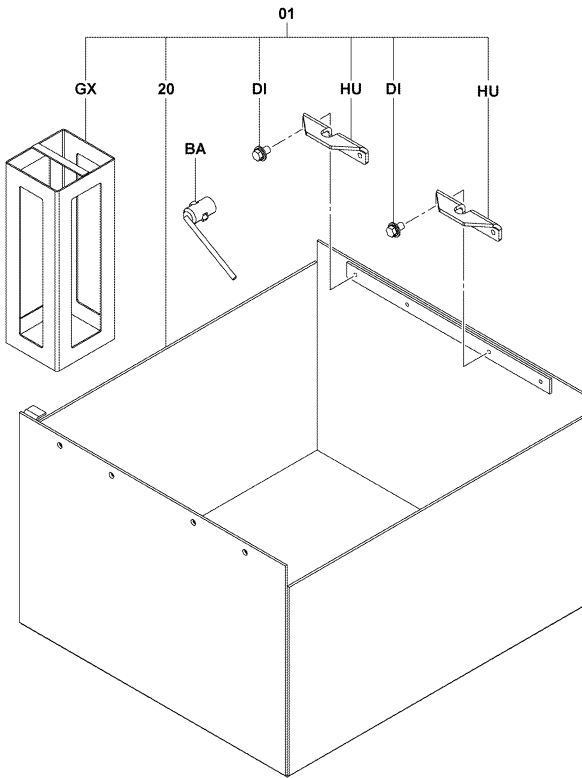
2501

BATTERY  
BATTERIE

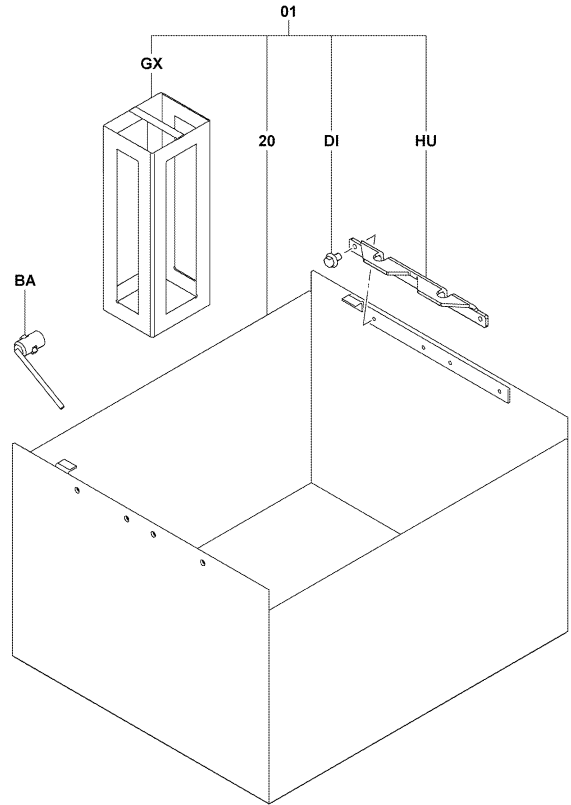
BATTERIE  
BATERIA

HC.B..15 [BATTERY CASE]

HC.B..20,25 [BATTERY CASE]



2501-475A  
2501-475A



2501-492  
2501-492\_

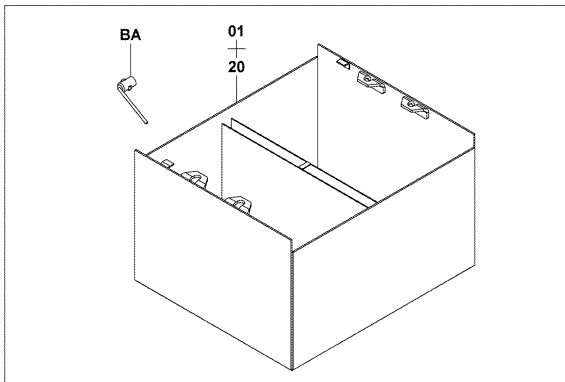
2501

BATTERY  
BATTERIE

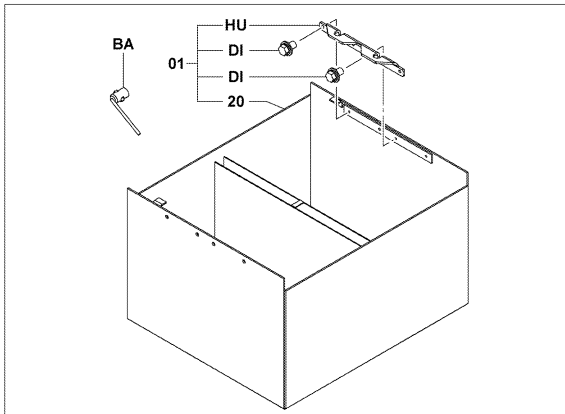
BATTERIE  
BATERIA

30,J35 [BATTERY CASE]

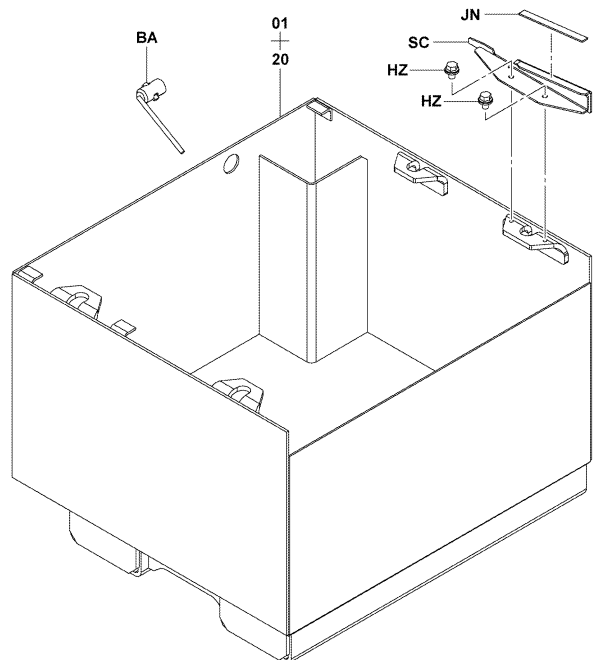
(W/FORK POCKET) [BATTERY CASE]



470AH



2501-481A  
2501-481A



2501-473A  
2501-473A

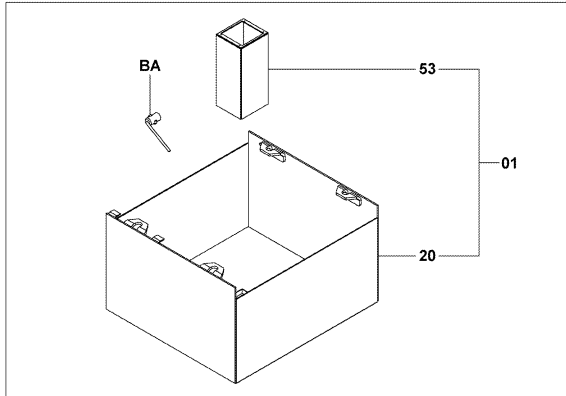
2501

BATTERY  
BATTERIE

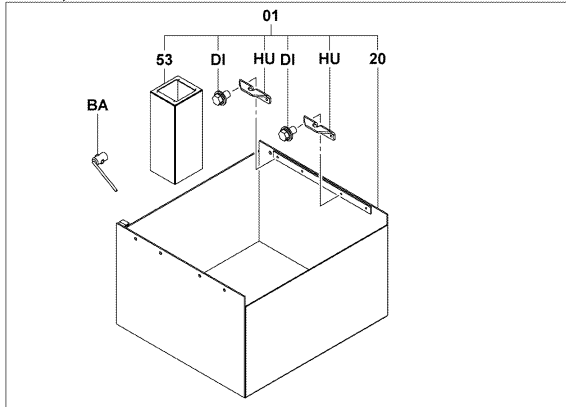
BATTERIE  
BATERIA

(HI-SPPED CHARGE) [BATTERY CASE]

(BATT.CASE&COVER..EEC SPEC) [BATTERY CASE]

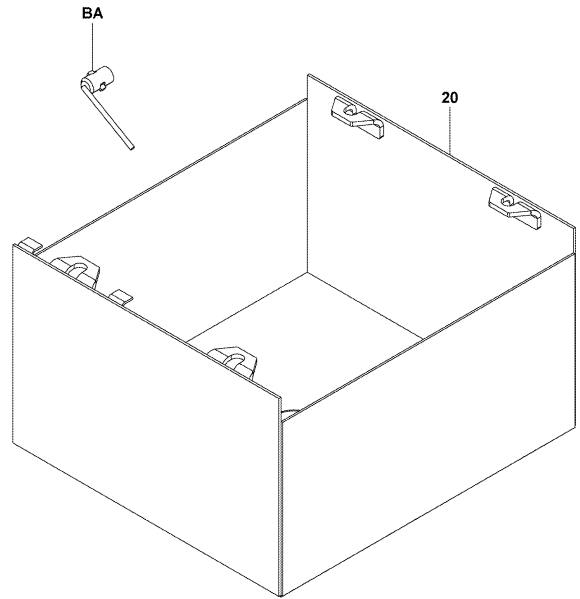


HBT..20, 25



2501-477A

2501-477A



2501-484

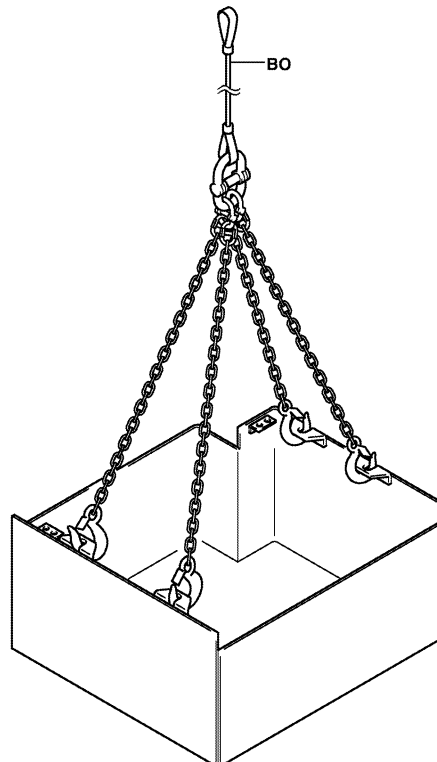
2501-484\_

2501

BATTERY  
BATTERIE

BATTERIE  
BATERIA

(BATTERY HANGER)



2501-271

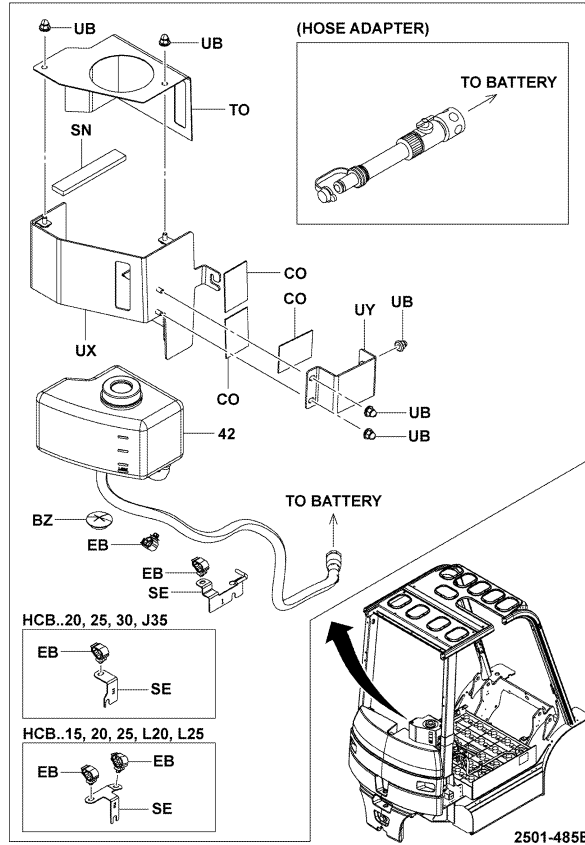
2501-271\_

2501

BATTERY  
BATTERIE

BATTERIE  
BATERIA

(EASY SUPPLY)



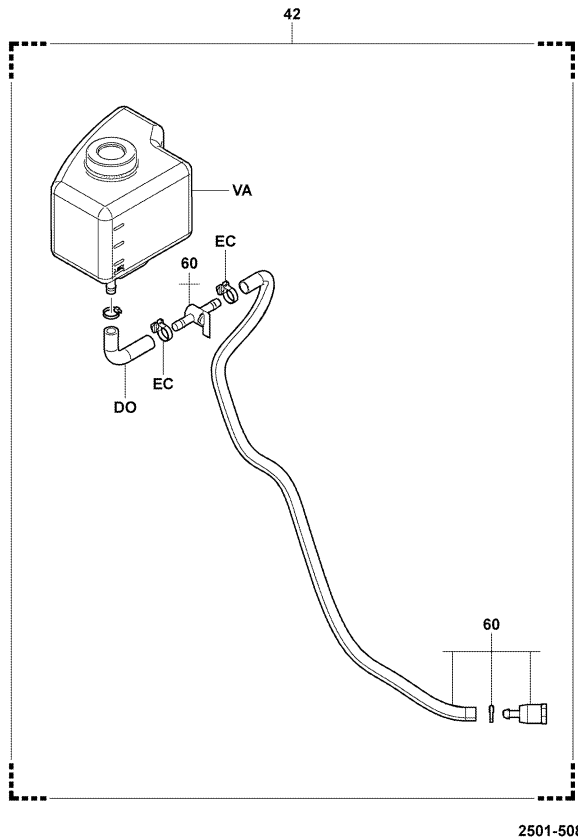
2501-485B

2501

BATTERY  
BATTERIE

BATTERIE  
BATERIA

(EASY SUPPLY) [WATER TANK]



2501-508

2501-508\_

2501			BATTERY BATTERIE			BATTERIE BATERIA		
PART NAME CODE	PART NAME	QTY	PART NAME CODE	PART NAME	QTY			
2501-01	BATTERY ASSY, W/CASE ENS. DE BATTERIE BATTERIE-VOLLST. CONJUNTO DE LA BATERIA	1	2501-41	PLUG, BATTERY BOUCHON STOPFEN TAPON	1			
2501-10	PLUG ASSY, VENT ENS. D'BOUCHON STOPFEN, VOLLST. CONJUNTO DEL TAPON	1-38	2501-42	TANK ASSY, WHOSE & COCK ENS. DE RESERVOIR TANK, VOLLST. CONJUNTO DEL DEPOSITO	1			
2501-11	SENSOR ASSY, LEVEL ENS. DE DETECTEUR SENSOR, VOLLST. CONJUNTO DEL SENSOR	1	2501-53	SPACER SUB-ASSY, BATTERY SOUS-ENS. D'ENTRETOISE DISTANZST <sup>CK</sup> -TEILGRUPPE SUBCONJUNTO DEL SEPARADOR	1			
2501-18	PLUG ASSY, VENT ENS. D'BOUCHON STOPFEN, VOLLST. CONJUNTO DEL TAPON	2	2501-AA	COVER, TERMINAL, LH COUVERCLE DECKEL CUBIERTA	1-7			
2501-19	PLUG ASSY, VENT ENS. D'BOUCHON STOPFEN, VOLLST. CONJUNTO DEL TAPON	1	2501-AB	COVER, TERMINAL, RH COUVERCLE DECKEL CUBIERTA	1-6			
2501-20	CASE SUB-ASSY, BATTERY SOUS-ENS. DE CARTER GEHAUSE-TEILGRUPPE SUBCONJUNTO DE LA CAJA	1	2501-AC	COVER, TERMINAL COUVERCLE DECKEL CUBIERTA	1-36			
2501-21	PLUG ASSY, VENT ENS. D'BOUCHON STOPFEN, VOLLST. CONJUNTO DEL TAPON	1-3	2501-AD	PLUG, VENT BOUCHON STOPFEN TAPON	1-38			
2501-22	PLUG ASSY, VENT ENS. D'BOUCHON STOPFEN, VOLLST. CONJUNTO DEL TAPON	1-4	2501-AE	CAP CAPUCHON KAPPE TAPA	1-38			
2501-23	PLUG ASSY, VENT ENS. D'BOUCHON STOPFEN, VOLLST. CONJUNTO DEL TAPON	1	2501-AF	PACKING CALE DICHTUNG EMPAQUETADURA	1-38			
2501-31	HANDLE SUB-ASSY, BATTERY CONNECTOR SOUS-ENS. DE POIGNEE HEBEL-TEILGRUPPE SUBCONJUNTO DEL VOLANTE DE DIRECCION	1	2501-AG	FLOAT FLOTTEUR SCHWIMMER FLOTADOR	1-38			

2501			BATTERY BATTERIE			BATTERIE BATERIA		
PART NAME CODE	PART NAME	QTY	PART NAME CODE	PART NAME	QTY			
2501-AT	COVER, TERMINAL COUVERCLE DECKEL CUBIERTA	1-6	2501-EB	CLAMP PINSE KLEMME ABRAZADERA	2-3			
2501-BA	STOPPER SUB-ASSY, BATTERY CASE SOUS-ENS. DE BUTEE ANSCHLAG-TEILGRUPPE SUBCONJUNTO DEL TOPE	1	2501-EC	CLAMP PINSE KLEMME ABRAZADERA	2			
2501-BI	TANK RESERVOIR TANK DEPOSITO	1	2501-FE	PIPE TUYAU ROHR TUBO	1-4			
2501-BJ	METER ASSY, HYDRO SAILING ENS. DE COMPTEUR INSTRUMENTEN, VOLLST. CONJUNTO DEL MEDIDOR	1	2501-GA	COVER, TERMINAL COUVERCLE DECKEL CUBIERTA	4-6			
2501-BO	HANGER BRIDE DE SUPPORT AUFHANGUNG COLGADOR	1	2501-GB	COVER, TERMINAL COUVERCLE DECKEL CUBIERTA	1-2			
2501-BZ	GROMMET RONDELLE ISOLANTE DURCHFUHRUNG ANILLO PROTECTOR	1	2501-GJ	VENT ASSY, PLUG ENS. DE EVENT ENTLUFTUNG, VOLLST. REJILLA DE VENTILACION	1			
2501-CO	RUBBER CAOUTCHOUC GUMMI GOMA	3	2501-GN	VENT ASSY, PLUG ENS. DE EVENT ENTLUFTUNG, VOLLST. REJILLA DE VENTILACION	1			
2501-DG	CONNECTOR CONNECTEUR STECKVERBINDER CONECTOR	18	2501-GS	COVER, TERMINAL, LH COUVERCLE DECKEL CUBIERTA	1-2			
2501-DI	BOLT BOULON SCHRAUBE PERNO	1-8	2501-GX	BRACKET SUB-ASSY SOUS-ENS. DE SUPPORT TRAGER-TEILGRUPPE SUBCONJUNTO DE LA SOPORTE	1			
2501-DO	HOSE FLEXIBLE SCHLAUCH MANGUERA	1	2501-HU	HOOK CROCHET HAKEN GANCHO	1-4			

2501		BATTERY BATTERIE		BATTERIE BATERIA	
PART NAME CODE	PART NAME	QTY	PART NAME CODE	PART NAME	QTY
2501-HZ	<b>BOLT</b> BOULON SCHRAUBE PERNO	2	2501-VA	<b>TANK SUB-ASSY</b> SOUS-ENS. DE RESERVOIR TANK-TEILGRUPPE SUBCONJUNTO DEL DEPOSITO	1
2501-JN	<b>RUBBER</b> CAOUTCHOUC GUMMI GOMA	1-2			
2501-SC	<b>PLATE SUB-ASSY</b> SOUS-ENS. DE PLAQUE PLATTEN-TEILGRUPPE SUBCONJUNTO DE PLACA	1			
2501-SE	<b>BRACKET</b> SUPPORT TRAGER SOPORTE	1			
2501-SN	<b>SPONGE</b> EPONGE SCHWAMM ESPONJA	1			
2501-TO	<b>COVER SUB-ASSY</b> SOUS-ENS. DE COUVERCLE DECKEL-TEILGRUPPE SUBCONJUNTO DE CUBIERTA	1			
2501-UB	<b>NUT</b> ECROU MUTTER TUERCA	8			
2501-UX	<b>BRACKET SUB-ASSY, WATER TANK</b> SOUS-ENS. DE SUPPORT TRAGER-TEILGRUPPE SUBCONJUNTO DE LA SOPORTE	1			
2501-UY	<b>PLATE SUB-ASSY</b> SOUS-ENS. DE PLAQUE PLATTEN-TEILGRUPPE SUBCONJUNTO DE PLACA	1			
2501-UZ	<b>HOSE ASSY</b> ENS. DE FLEXIBLE SCHLACH, VOLLST. CONJUNTO DE LA MANGUERA	1			

2501		BATTERY BATTERIE		BATTERIE BATERIA	
PART NAME CODE	PART NAME	QTY	PART NAME CODE	PART NAME	QTY

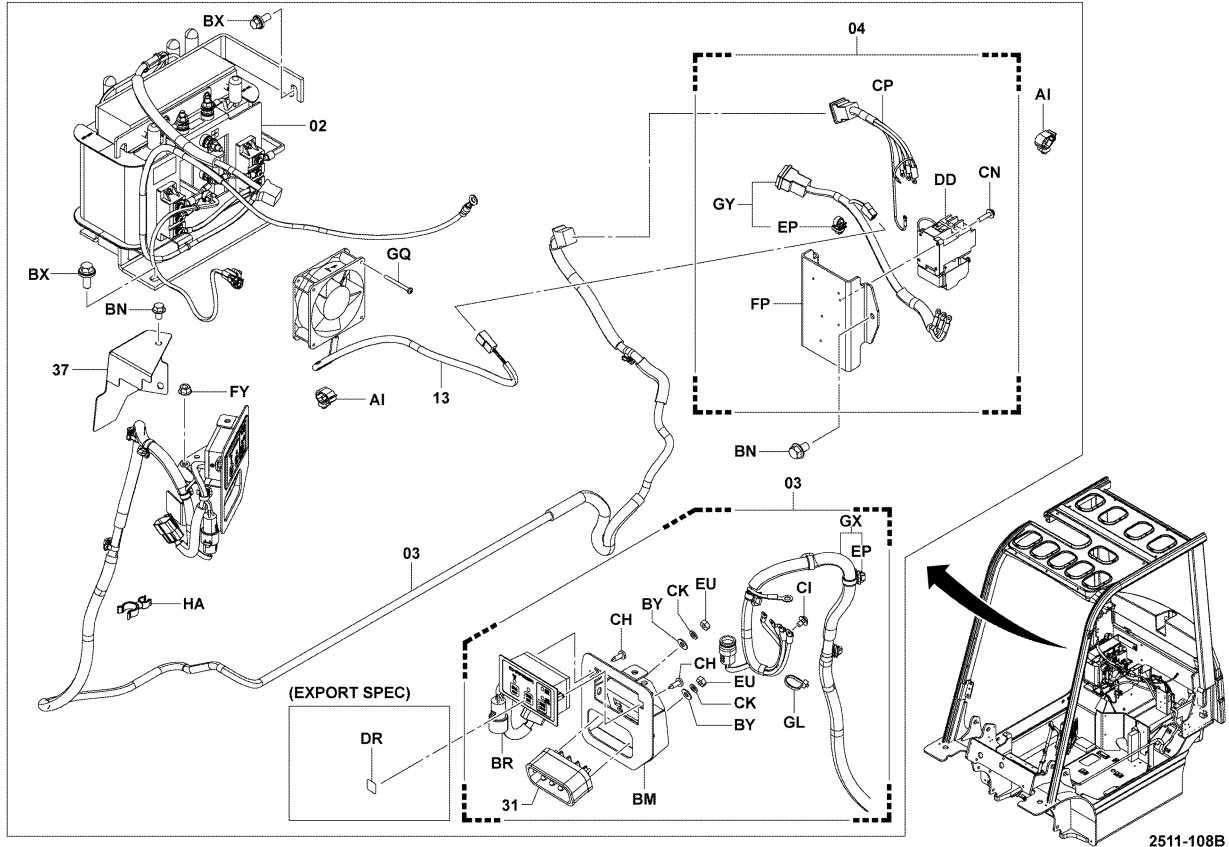


2511

BATTERY MOUNT CHARGER  
CHARGEUR DE BATTERIE MONTE

BATTERIELADEGERÛ T, EINGEBAUT  
CARGADOR DE BATERIAS MONTADO

10,14,15,18,20,25



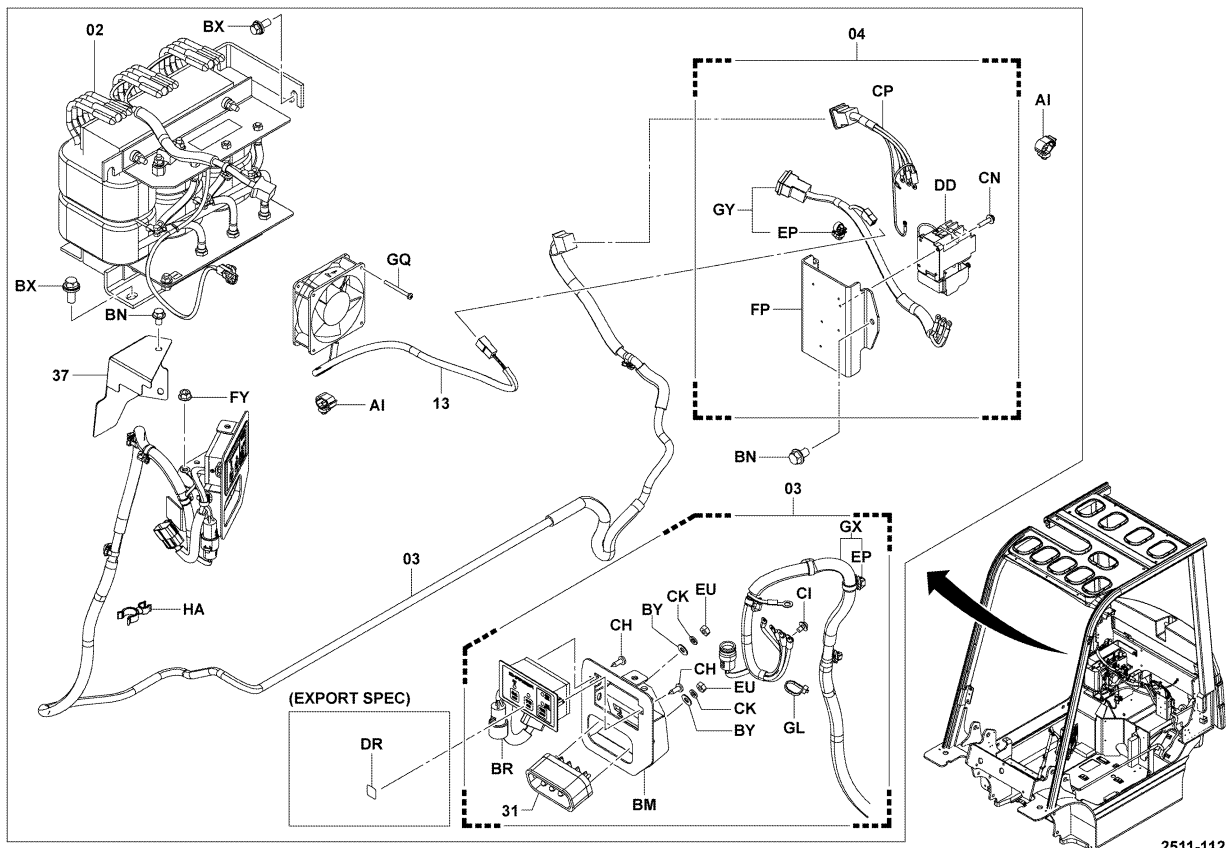
2511-108B  
2511-108B

2511

BATTERY MOUNT CHARGER  
CHARGEUR DE BATTERIE MONTE

BATTERIELADEGERÛ T, EINGEBAUT  
CARGADOR DE BATERIAS MONTADO

30,J35



2511-112  
2511-112\_

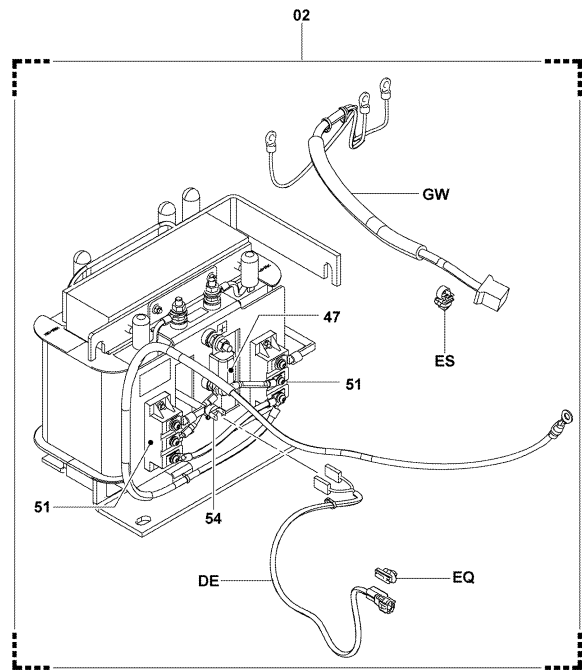
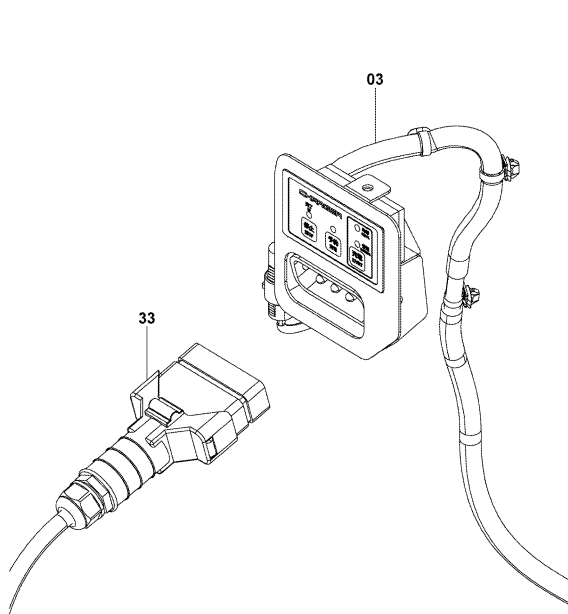
2511

BATTERY MOUNT CHARGER  
CHARGEUR DE BATTERIE MONTE

BATTERIELADEGERÄT, EINGEBAUT  
CARGADOR DE BATERIAS MONTADO

[POWER SUPPLY CORD]

10,14,15,18,20,25 [T/F INNER PARTS]



2511-109

2511-109\_

2511-110

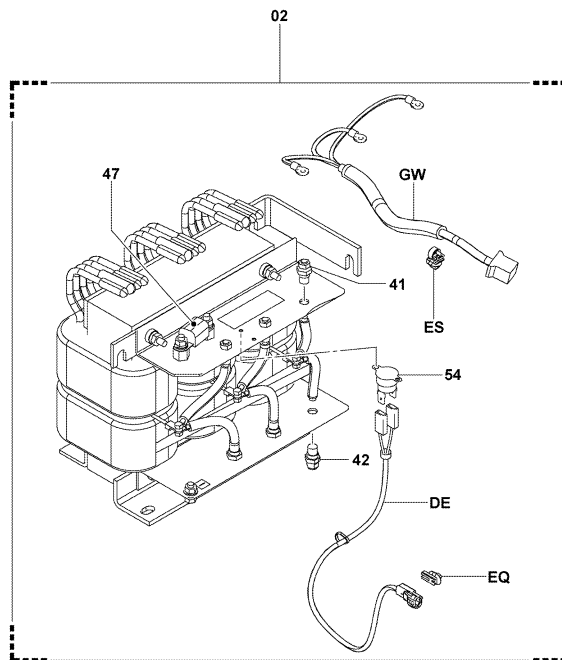
2511-110\_

2511

BATTERY MOUNT CHARGER  
CHARGEUR DE BATTERIE MONTE

BATTERIELADEGERÄT, EINGEBAUT  
CARGADOR DE BATERIAS MONTADO

30,J35 [T/F INNER PARTS]



2511-111

2511-111\_

2511		BATTERY MOUNT CHARGER CHARGEUR DE BATTERIE MONTE		BATTERIELADEGERÛ T, EINGEBAUT CARGADOR DE BATERIAS MONTADO	
PART NAME CODE	PART NAME	QTY	PART NAME CODE	PART NAME	QTY
2511-02	TRANSFORMER ASSY ENS. DE TRANSFORMATEUR TRANSFORMATOR, VOLLST. CONJUNTO DEL TRANSFORMADOR	1	2511-51	ELEMENT, SILICON ELEMENT ELEMENT ELEMENTO	1-2
2511-03	PANEL ASSY, CHARGER ENS. DE PANNEAU TAFEL, VOLLST. CONJUNTO DEL PANEL	1	2511-54	SWITCH, THERMOSTAT INTERRUPTEUR SCHALTER INTERRUPTOR	1
2511-04	MAGNET ASSY, CHARGER ENS. D'AIMANT MAGNET, VOLLST. CONJUNTO DEL MAGNETO	1	2511-AI	CLAMP PINSE KLEMME ABRAZADERA	1-4
2511-13	FAN ASSY ENS. DE VENTILATEUR LUFTER, VOLLST. CONJUNTO DEL VENTILADOR	1	2511-BM	BRACKET, CHARGER SUPPORT TRAGER SOPORTE	1
2511-31	PLUG SUB-ASSY SOUS-ENS. D'BOUCHON STOPFEN-TEILGRUPPE SUBCONJUNTO DEL TAPON	1	2511-BN	BOLT BOULON SCHRAUBE PERNO	1-4
2511-33	CABLE SUB-ASSY, CHARGER SOUS-ENS. DE CABLE SEILZUG-TEILGRUPPE SUBCONJUNTO DE CABLE	1	2511-BR	BOX ASSY, SWITCH ENS. DE BOITIER KASTEN, VOLLST. CONJUNTO DE LA CAJA	1
2511-37	COVER SUB-ASSY SOUS-ENS. DE COUVERCLE DECKEL-TEILGRUPPE SUBCONJUNTO DE CUBIERTA	1	2511-BX	BOLT BOULON SCHRAUBE PERNO	1-2
2511-41	ELEMENT, SILICON, FORWARD ELEMENT ELEMENT ELEMENTO	1-3	2511-BY	WASHER, PLATE RODELLE UNTERLEGSSCHEIBE ARANDELA	1-2
2511-42	ELEMENT, SILICON, REVERSE ELEMENT ELEMENT ELEMENTO	1-3	2511-CH	SCREW VIS SCHRAUBE TORNILLO	1-2
2511-47	FUSE FUSIBLE SICHERUNG FUSIBLE	1	2511-CI	SCREW VIS SCHRAUBE TORNILLO	1-4

2511		BATTERY MOUNT CHARGER CHARGEUR DE BATTERIE MONTE		BATTERIELADEGERÛ T, EINGEBAUT CARGADOR DE BATERIAS MONTADO	
PART NAME CODE	PART NAME	QTY	PART NAME CODE	PART NAME	QTY
2511-CK	WASHER, SPRING RODELLE UNTERLEGSSCHEIBE ARANDELA	1-2	2511-FP	PLATE PLAQUE PLATTE PLACA	1
2511-CN	SCREW VIS SCHRAUBE TORNILLO	1-2	2511-FY	NUT ECROU MUTTER TUERCA	1-2
2511-CP	HARNESS SUB-ASSY SOUS-ENS. DE FAISCEAU KABELBAUM-TEILGRUPPE SUBCONJUNTO DEL RAMAL DE CABLES	1	2511-GL	BAND BANDE BAND BANDA	1
2511-DD	MAGNET, SWITCH AIMANT MAGNET MAGNETO	1	2511-GQ	SCREW VIS SCHRAUBE TORNILLO	1-4
2511-DE	HARNESS FAISCEAU KABELBAUM RAMAL DE CABLES	1	2511-GW	HARNESS, INPUT KABELBAUM KABELBAUM RAMAL DE CABLES	1
2511-DR	SHEET, SWITCH TOLE VENTILSITZ LAMINA	1	2511-GX	HARNESS SUB-ASSY SOUS-ENS. DE FAISCEAU KABELBAUM-TEILGRUPPE SUBCONJUNTO DEL RAMAL DE CABLES	1
2511-EP	CLAMP PINSE KLEMME ABRAZADERA	1-5	2511-GY	HARNESS SUB-ASSY SOUS-ENS. DE FAISCEAU KABELBAUM-TEILGRUPPE SUBCONJUNTO DEL RAMAL DE CABLES	1
2511-EQ	CLAMP PINSE KLEMME ABRAZADERA	1	2511-HA	CLAMP PINSE KLEMME ABRAZADERA	1-2
2511-ES	CLAMP PINSE KLEMME ABRAZADERA	1			
2511-EU	NUT ECROU MUTTER TUERCA	1-2			

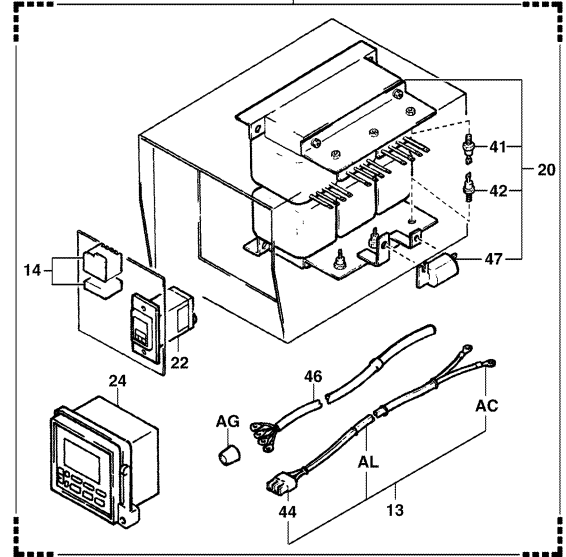
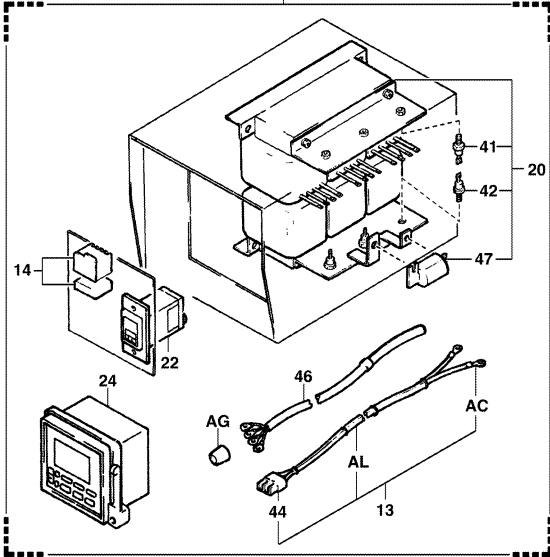
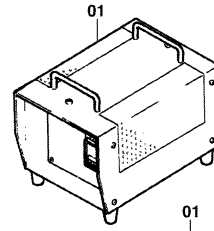
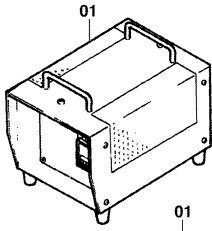
2512

BATTERY SEPARATE CHARGER  
CHARGEUR DE BATTERIE SEPRE

BATTERIELADERGER T, SEPARAT  
CARGADOR DE BATERIAS SEPARADO

(OFF-TRUCK200V-3)

(OFF-TRUCK 400V)



2512-124  
2512-124\_

2512-124  
2512-124\_

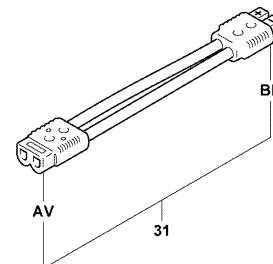
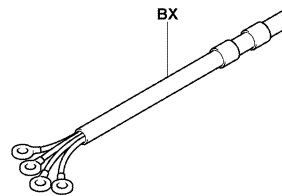
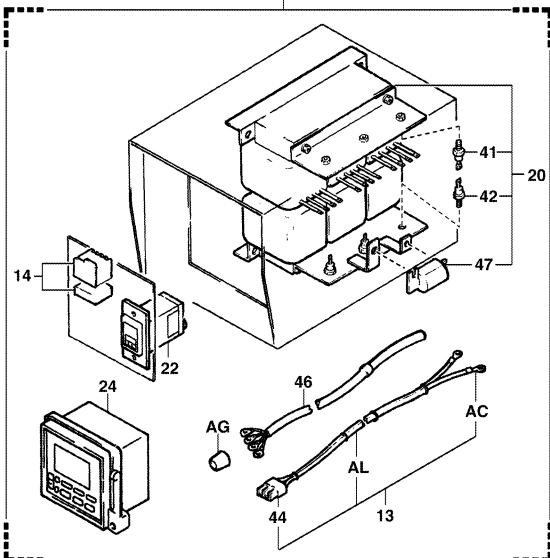
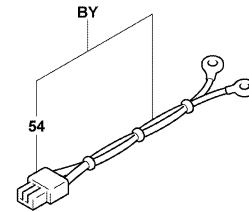
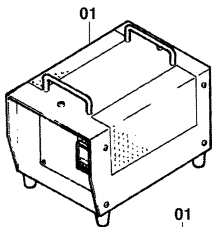
2512

BATTERY SEPARATE CHARGER  
CHARGEUR DE BATTERIE SEPRE

BATTERIELADERGER T, SEPARAT  
CARGADOR DE BATERIAS SEPARADO

(OFF-TRUCK200V-T)

(CORD ADAPTOR)



2512-124  
2512-124\_

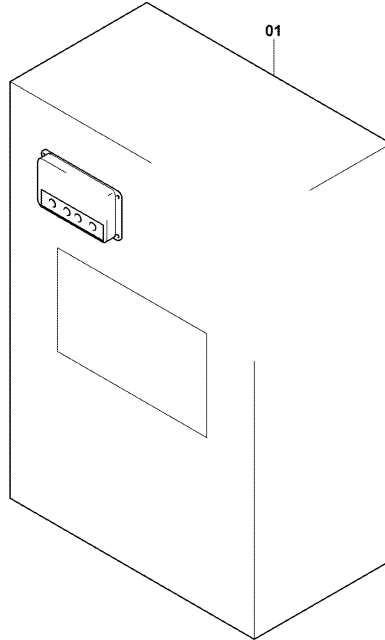
2512-171A  
2512-171A

**2512**

**BATTERY SEPARATE CHARGER  
CHARGEUR DE BATTERIE SEPRE**

**BATTERIELADERGERËT, SEPARAT  
CARGADOR DE BATERIAS SEPARADO**

(OFF-TRACK 120A, OFF-TRACK 280A)



2512-162

2512-162\_

**2512**

**BATTERY SEPARATE CHARGER  
CHARGEUR DE BATTERIE SEPRE**

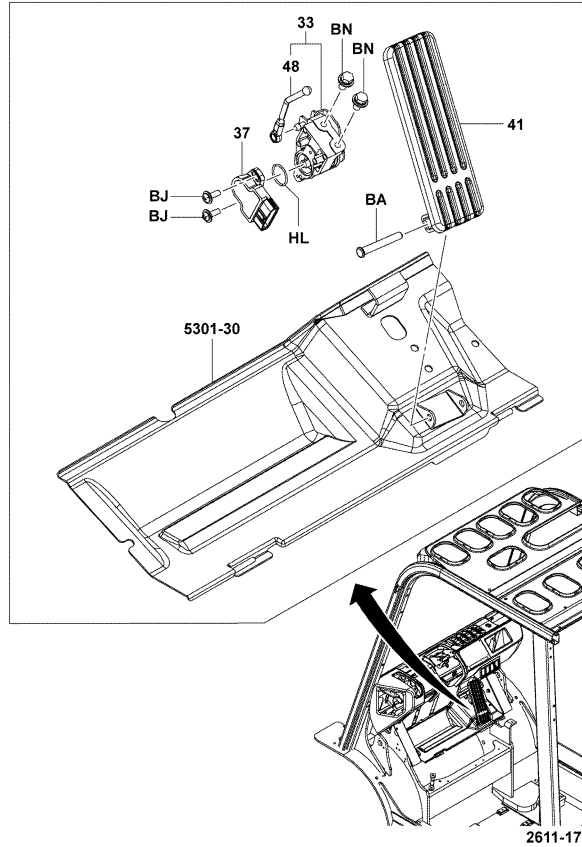
**BATTERIELADERGERËT, SEPARAT  
CARGADOR DE BATERIAS SEPARADO**

PART NAME CODE	PART NAME	QTY	PART NAME CODE	PART NAME	QTY
2512-01	<b>CHARGER ASSY, BATTERY SEPARATE</b> ----- ENS. DE CHARGEUR BATTERIELADER, VOLLST. CONJUNTO DEL CARGADOR	1			
2512-26	<b>BOX ASSY, CHARGER SWTCH</b> ----- ENS. DE BOITIER KASTEN, VOLLST. CONJUNTO DE LA CAJA	1			
2512-31	<b>ADAPTOR SUB-ASSY, CHARGER PLUG</b> ----- SOUS-ENS. D'ADAPTATEUR ADAPTER-TEILGRUPPE SUBCONJUNTO DEL ADAPTADOR	1			
2512-AV	<b>CONNECTOR</b> ----- CONNECTEUR STECKVERBINDER CONECTOR	1			
2512-BP	<b>PLUG</b> ----- BOUCHON STOPFEN TAPON	1			

2611

ACCELERATOR  
ACCELERATEUR

FAHRPEDAL  
ACELERADOR



2611-170\_

2611

ACCELERATOR  
ACCELERATEUR

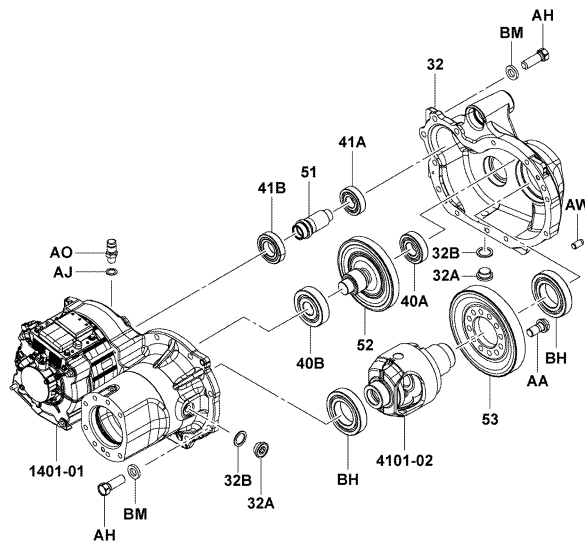
FAHRPEDAL  
ACELERADOR

PART NAME CODE	PART NAME	QTY	PART NAME CODE	PART NAME	QTY
2611-33	LINK ASSY, LEVER ENS. DE TRINGLE GELENKTEIL, VOLLST. CONJUNTO DE LA ARTICULACION	1			
2611-37	SENSOR ASSY ENS. DE DETECTEUR SENSOR, VOLLST. CONJUNTO DEL SENSOR	1			
2611-41	PEDAL, ACCELERATOR PEDALE PEDAL PEDAL	1			
2611-48	ROD, ACCELERATOR LINK BIELLE STANGE VARILLA	1			
2611-BA	PIN GOUPILLE STIFT PASADOR	1			
2611-BJ	SCREW VIS SCHRAUBE TORNILLO	2			
2611-BN	BOLT BOULON SCHRAUBE PERNO	2			
2611-HL	RING, O ANNEAU RING ANILLO	1			

**3305**

**GEAR CASE & GEAR  
CARTER D'ENGRENAGE & ENGRANAGE**

**GETRIEBEGCHT USE & GETRIEBE  
CAJA DE ENGRANAJE Y ENGRANAJE**



3305-041

3305-041\_

**3305**

**GEAR CASE & GEAR  
CARTER D'ENGRENAGE & ENGRANAGE**

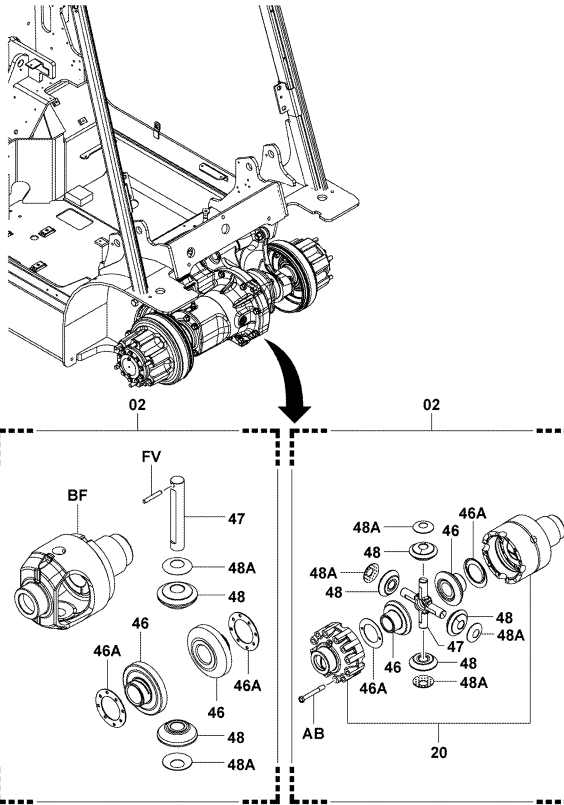
**GETRIEBEGCHT USE & GETRIEBE  
CAJA DE ENGRANAJE Y ENGRANAJE**

PART NAME CODE	PART NAME	QTY	PART NAME CODE	PART NAME	QTY
3305-32	CASE, GEAR CARTER GEHAUSE CAJA	1	3305-AA	BOLT BOULON SCHRAUBE PERNO	12
3305-32A	PLUG, DRAIN BOUCHON STOPFEN TAPON	2	3305-AH	BOLT BOULON SCHRAUBE PERNO	13
3305-32B	GASKET, DRAIN PLUG JOINT DICHTUNG EMPAQUETADURA	2	3305-AJ	GASKET JOINT DICHTUNG EMPAQUETADURA	1
3305-40A	BEARING ROULEMENT LAGER COJINETE	1	3305-AO	PLUG, BREATHER BOUCHON STOPFEN TAPON	1
3305-40B	BEARING ROULEMENT LAGER COJINETE	1	3305-AW	PIN, STRAIGHT GOUPILLE STIFT PASADOR	2
3305-41A	BEARING, DRIVE GEAR ROULEMENT LAGER COJINETE	1	3305-BH	BEARING ROULEMENT LAGER COJINETE	2
3305-41B	BEARING, DRIVE GEAR ROULEMENT LAGER COJINETE	1	3305-BM	WASHER, SPRING RODELLE UNTERLEGSSCHEIBE ARANDELA	13
3305-51	GEAR, DRIVE UNIT, NO.1 PIGNON ZAHNRAD ENGRANAJE	1			
3305-52	GEAR, DRIVE UNIT, NO.2 PIGNON ZAHNRAD ENGRANAJE	1			
3305-53	GEAR, DRIVE UNIT, NO.3 PIGNON ZAHNRAD ENGRANAJE	1			

4101

DIFFERENTIAL  
DIFFERENTIEL

DIFFERENTIAL  
DIFERENCIAL



4101-291

4101-291\_

4101

DIFFERENTIAL  
DIFFERENTIEL

DIFFERENTIAL  
DIFERENCIAL

PART NAME CODE	PART NAME	QTY	PART NAME CODE	PART NAME	QTY
4101-02	CASE ASSY, DIFFERENTIAL ----- ENS. DE CARTER GEHAUSE, VOLLST. CONJUNTO DE LA CAJA	1			
4101-20	CASE SUB-ASSY, DIFFERENTIAL ----- SOUS-ENS. DE CARTER GEHAUSE-TEILGRUPPE SUBCONJUNTO DE LA CAJA	1			
4101-46	GEAR, SIDE ----- PIGNON ZAHNRAD ENGRANAJE	2			
4101-46A	WASHER, SIDE GEAR THRUST ----- RODELLE UNTERLEGSCHIEBE ARANDELA	2			
4101-47	SPIDER ----- CROISILLON ARMSTERN CRUCETA	1			
4101-48	PINION ----- PIGNON RITZEL PIΛON	2-4			
4101-48A	WASHER, PINION THRUST ----- RODELLE UNTERLEGSCHIEBE ARANDELA	2-4			
4101-AB	BOLT ----- BOULON SCHRAUBE PERNO	12			
4101-BF	CASE, DIFFERENTIAL ----- CARTER GEHAUSE CAJA	1			
4101-FV	SHAFT ----- ARBRE WELLE EJE	1			





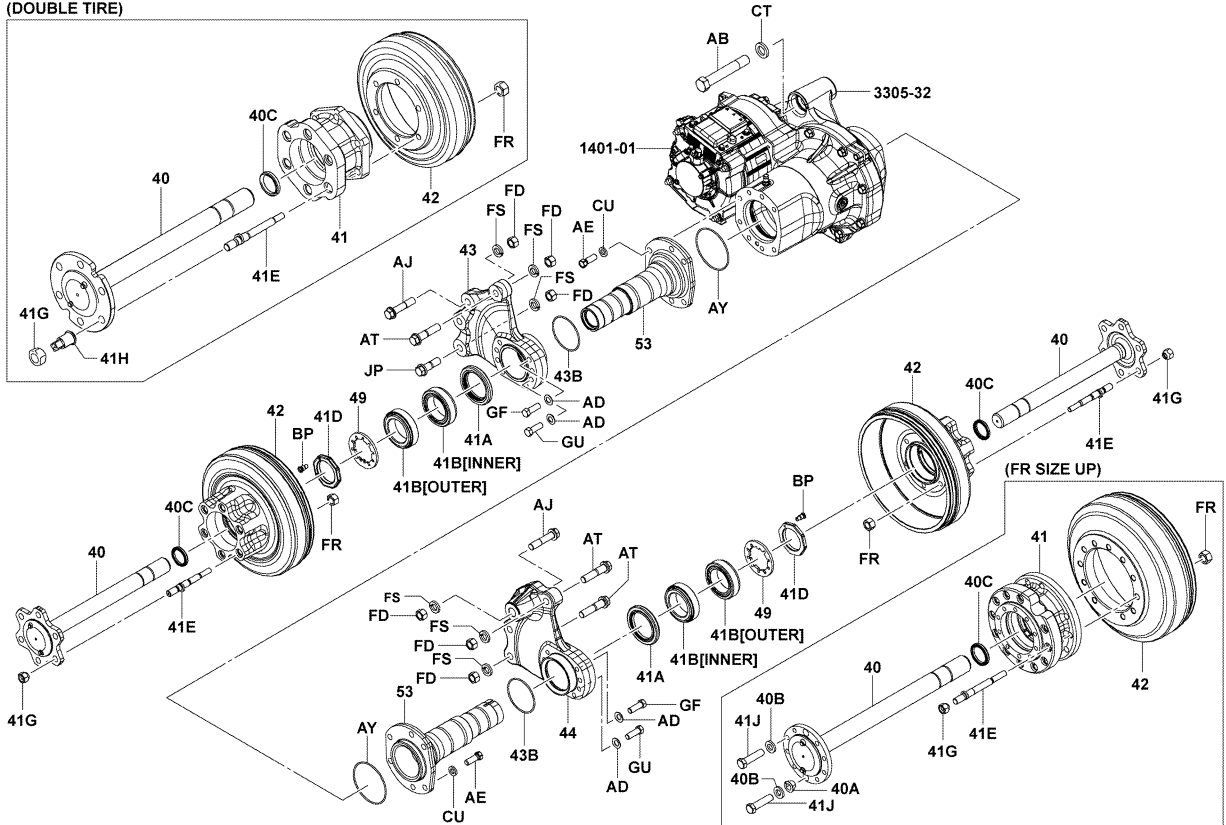
4201

FRONT AXLE SHAFT  
ARBRE D'ESSIEU AVANT

STECKACHSE, VORDERACHSE  
SEMIEJE FRONTAL

HCB..15

(DOUBLE TIRE)



4201-407

4201-407\_

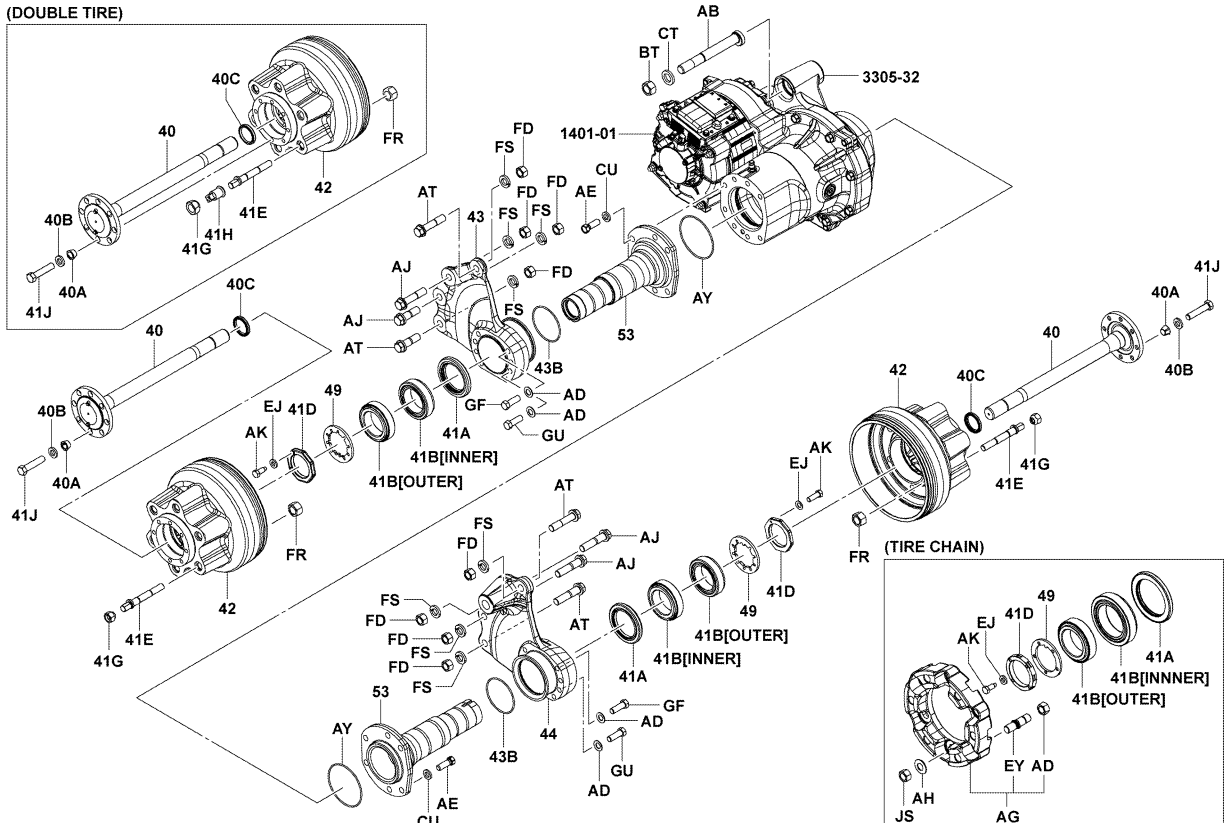
4201

FRONT AXLE SHAFT  
ARBRE D'ESSIEU AVANT

STECKACHSE, VORDERACHSE  
SEMIEJE FRONTAL

30

(DOUBLE TIRE)



4201-408

4201-408\_

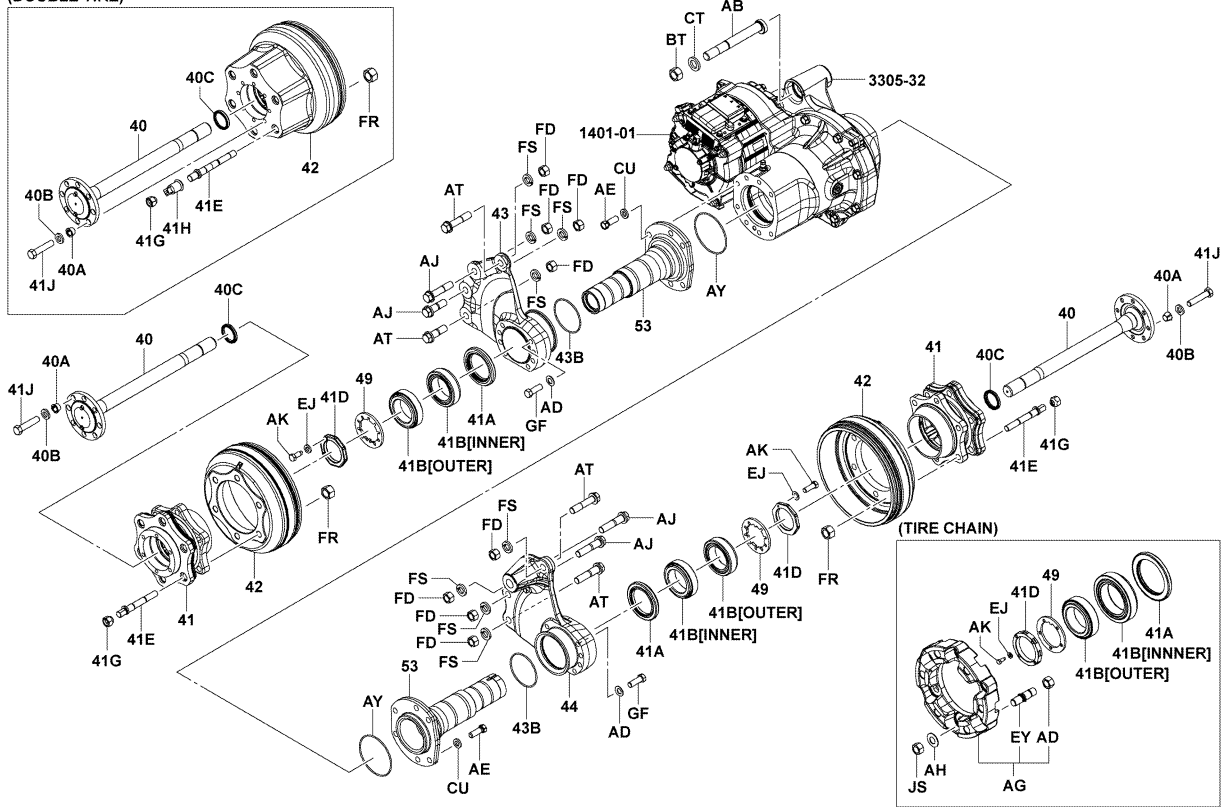
4201

FRONT AXLE SHAFT  
ARBRE D'ESSIEU AVANT

STECKACHSE, VORDERACHSE  
SEMIEJE FRONTAL

J35

(DOUBLE TIRE)



4201-409

4201-409\_

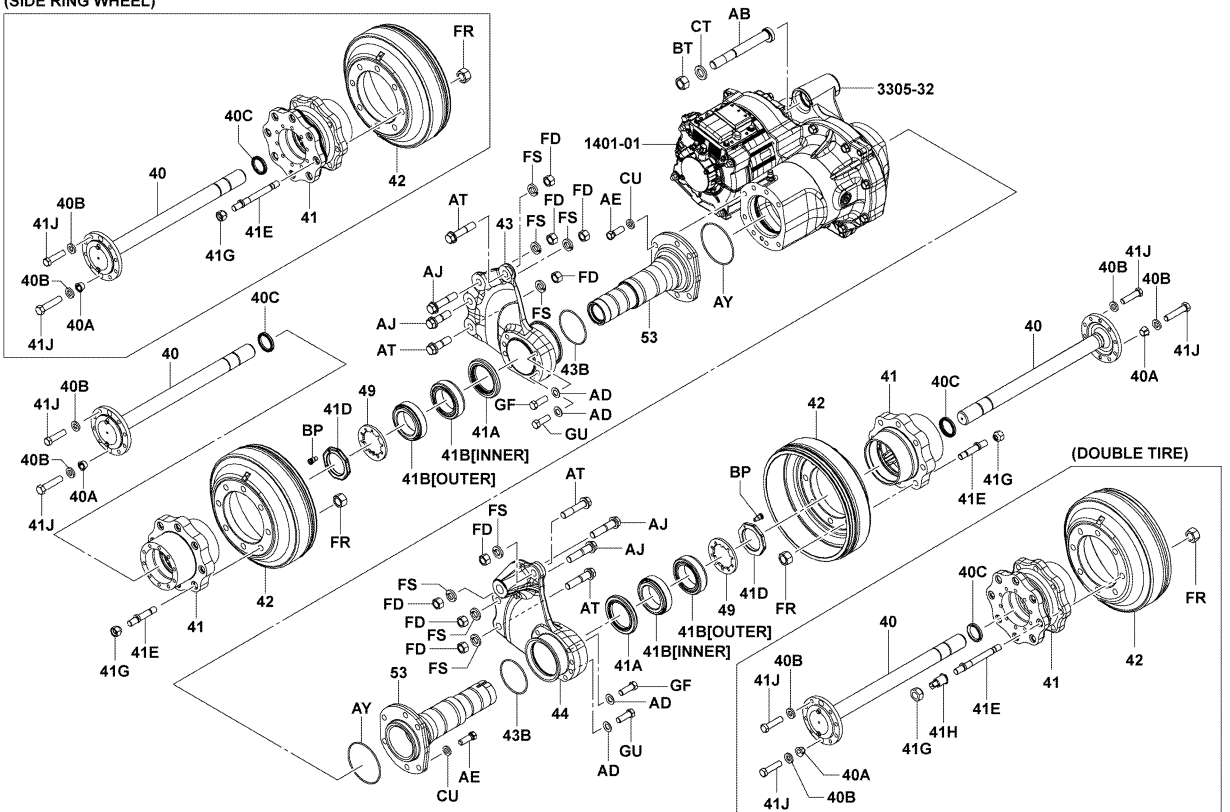
4201

FRONT AXLE SHAFT  
ARBRE D'ESSIEU AVANT

STECKACHSE, VORDERACHSE  
SEMIEJE FRONTAL

HCB..20,25

(SIDE RING WHEEL)



4201-410

4201-410\_

4201		FRONT AXLE SHAFT ARBRE D'ESSIEU AVANT		STECKACHSE, VORDERACHSE SEMIEJE FRONTAL	
PART NAME CODE	PART NAME	QTY	PART NAME CODE	PART NAME	QTY
4201-40	SHAFT, FRONT AXLE ARBRE WELLE EJE	2	4201-41H	BOLT, DOUBLE WHEEL STOP BOULON SCHRAUBE PERNO	12-16
4201-40A	WASHER, CORN RODELLE UNTERLEGSCHIEBE ARANDELA	4-16	4201-41J	BOLT, FRONT AXLE SHAFT BOULON SCHRAUBE PERNO	16-20
4201-40B	WASHER, SPRING (FOR FRONT AXLE SHAFT) RODELLE UNTERLEGSCHIEBE ARANDELA	16-20	4201-42	DRUM, BRAKE TAMBOUR TROMMEL TAMBOR	2
4201-40C	SEAL, OIL (FOR FRONT AXLE SHAFT) JOINT ABDICHTUNG SELLO	2	4201-43	BRACKET, FRONT AXLE, RH SUPPORT TRAGER SOPORTE	1
4201-41	HUB, FRONT AXLE MOYEU NABE CUBO	2	4201-43B	RING, O (FOR FRONT AXLE BRACKET) ANNEAU RING ANILLO	2
4201-41A	SEAL, OIL (FOR FRONT AXLE HUB) JOINT ABDICHTUNG SELLO	2	4201-44	BRACKET, FRONT AXLE, LH SUPPORT TRAGER SOPORTE	1
4201-41B	BEARING, NO.1, FRONT AXLE HUB ROULEMENT LAGER COJINETE	2-4	4201-49	PLATE, LOCK NUT PLAQUE PLATTE PLACA	2
4201-41D	NUT, BEARING LOCK ECROU MUTTER TUERCA	2	4201-53	HOUSING, FRONT AXLE BOITIER GEHAUSE FUNDA	2
4201-41E	BOLT, HUB BOULON SCHRAUBE PERNO	12-22	4201-AB	BOLT, BRACKET SET BOULON SCHRAUBE PERNO	1
4201-41G	NUT, HUB ECROU MUTTER TUERCA	12-22	4201-AD	WASHER, CD SPRING RODELLE UNTERLEGSCHIEBE ARANDELA	10-16

4201		FRONT AXLE SHAFT ARBRE D'ESSIEU AVANT		STECKACHSE, VORDERACHSE SEMIEJE FRONTAL	
PART NAME CODE	PART NAME	QTY	PART NAME CODE	PART NAME	QTY
4201-AE	BOLT BOULON SCHRAUBE PERNO	12-16	4201-CU	WASHER, SPRING RODELLE UNTERLEGSCHIEBE ARANDELA	12-16
4201-AG	SPACER SUB-ASSY, DISK WHEEL SOUS-ENS. D'ENTRETOISE DISTANZSTÜCK-TEILGRUPPE SUBCONJUNTO DEL SEPARADOR	2	4201-DA	NUT ECROU MUTTER TUERCA	12
4201-AH	WASHER, CD SPRING RODELLE UNTERLEGSCHIEBE ARANDELA	12	4201-EJ	WASHER, SPRING RODELLE UNTERLEGSCHIEBE ARANDELA	2
4201-AJ	BOLT BOULON SCHRAUBE PERNO	2-4	4201-EY	BOLT BOULON SCHRAUBE PERNO	12
4201-AK	BOLT BOULON SCHRAUBE PERNO	2	4201-FD	NUT ECROU MUTTER TUERCA	6-8
4201-AT	BOLT BOULON SCHRAUBE PERNO	3-4	4201-FR	NUT ECROU MUTTER TUERCA	12-22
4201-AY	RING, O ANNEAU RING ANILLO	2	4201-FS	WASHER, SPRING RODELLE UNTERLEGSCHIEBE ARANDELA	6-8
4201-BP	SCREW VIS SCHRAUBE TORNILLO	2	4201-GF	BOLT BOULON SCHRAUBE PERNO	8-16
4201-BT	NUT ECROU MUTTER TUERCA	1	4201-GU	BOLT BOULON SCHRAUBE PERNO	8
4201-CT	WASHER, SPRING RODELLE UNTERLEGSCHIEBE ARANDELA	1	4201-JP	BOLT BOULON SCHRAUBE PERNO	1

<b>4201</b>		<b>FRONT AXLE SHAFT ARBRE D'ESSIEU AVANT</b>		<b>STECKACHSE, VORDERACHSE SEMIEJE FRONTAL</b>	
<b>PART NAME CODE</b>	<b>PART NAME</b>	<b>QTY</b>	<b>PART NAME CODE</b>	<b>PART NAME</b>	<b>QTY</b>
<b>4201-JS</b>	<b>NUT</b> ECROU MUTTER TUERCA	<b>12</b>			

<b>4201</b>		<b>FRONT AXLE SHAFT ARBRE D'ESSIEU AVANT</b>		<b>STECKACHSE, VORDERACHSE SEMIEJE FRONTAL</b>	
<b>PART NAME CODE</b>	<b>PART NAME</b>	<b>QTY</b>	<b>PART NAME CODE</b>	<b>PART NAME</b>	<b>QTY</b>

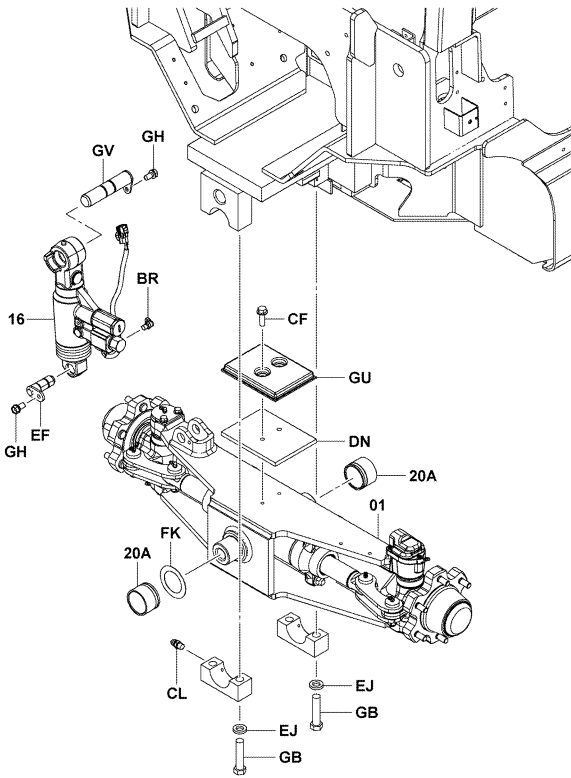
4301

REAR AXLE & TIE-ROD  
ESSIEU ARRIERE & BARRE D'ACCOUPEMENT

HINTERACHSE + SPURSTANGE  
EJE TRASERO Y BIELA

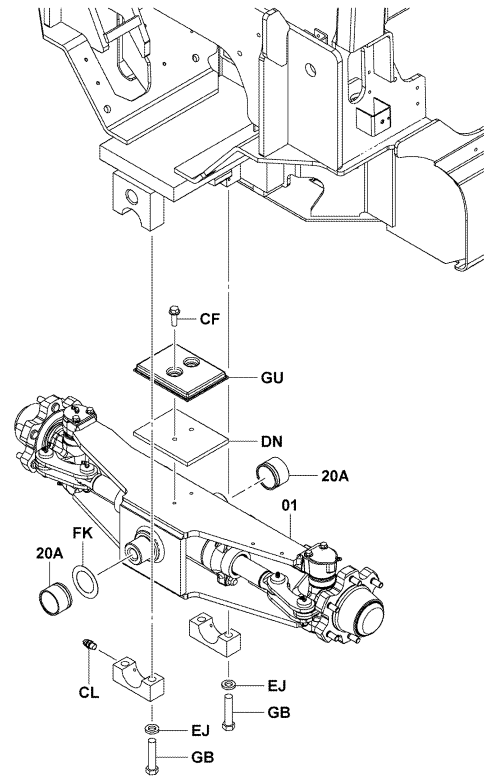
(SAS) [1/2]

[1/2]



4301-358

4301-358



4301-359

4301-359

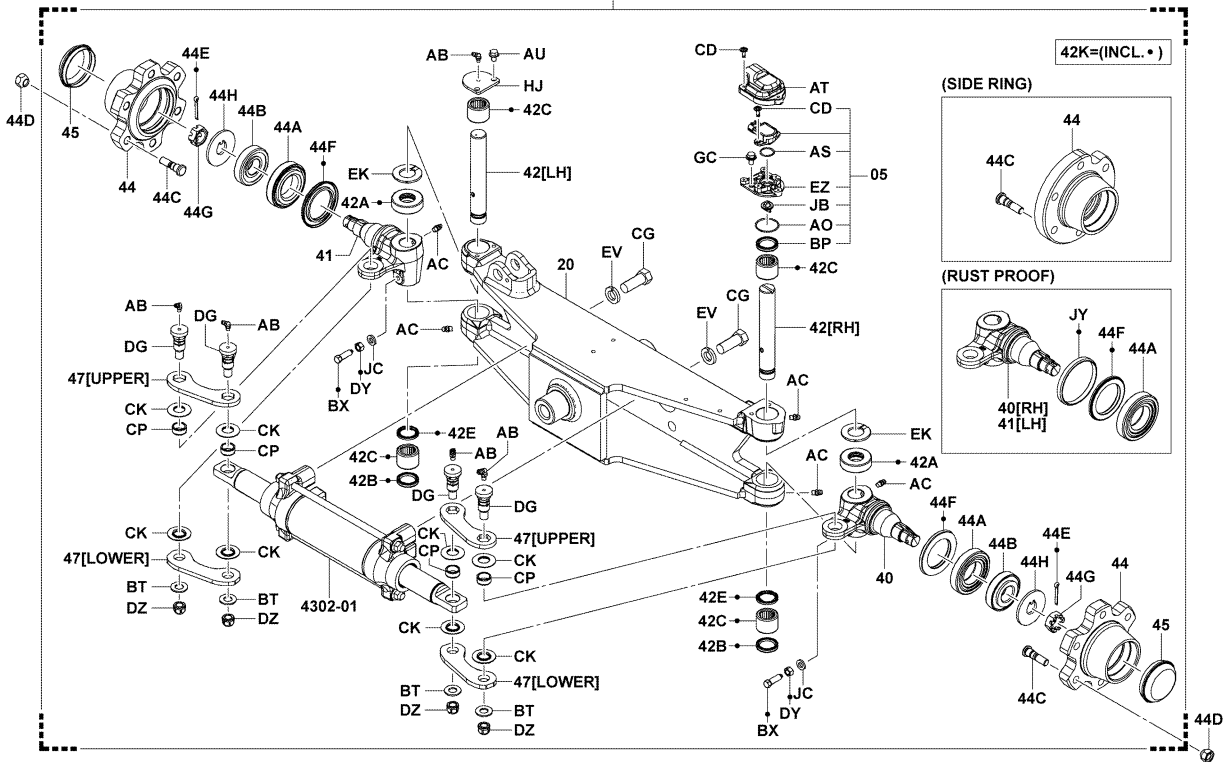
4301

REAR AXLE & TIE-ROD  
ESSIEU ARRIERE & BARRE D'ACCOUPEMENT

HINTERACHSE + SPURSTANGE  
EJE TRASERO Y BIELA

10,14,18 (SAS) [2/2]

01



4301-354B

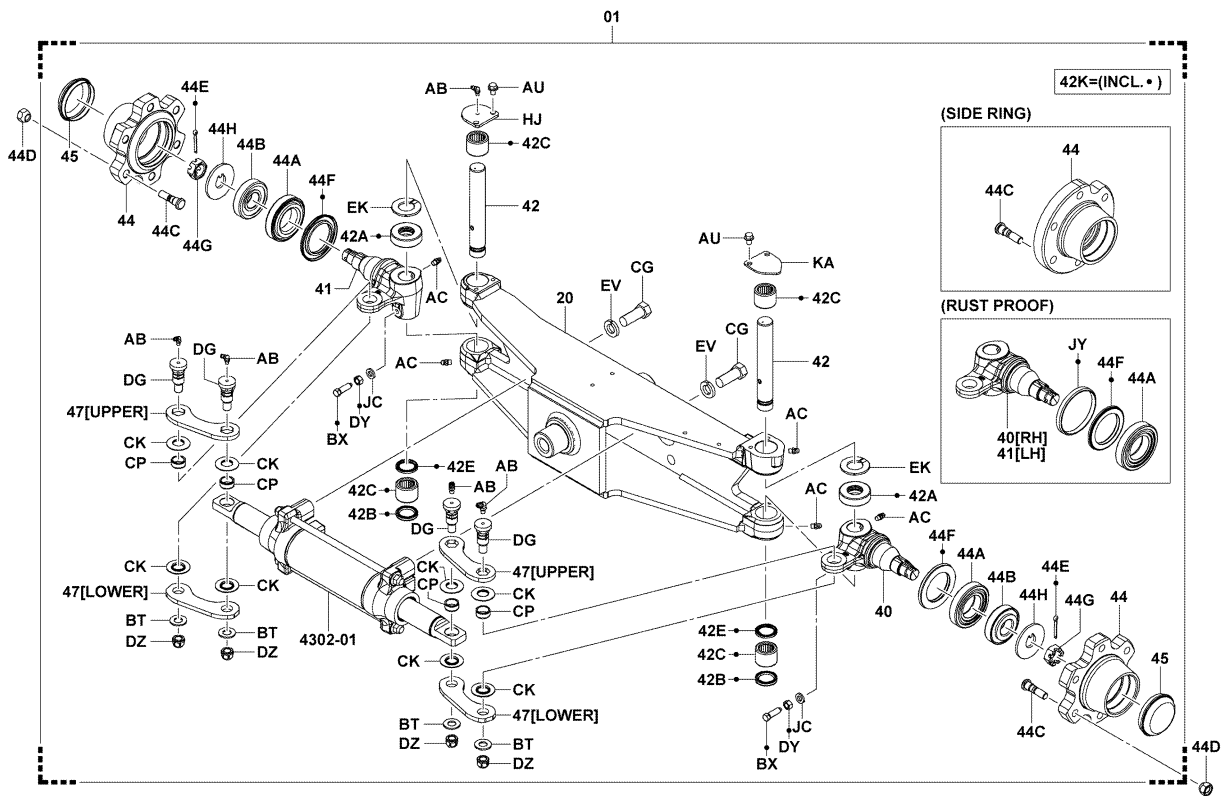
4301-354B

4301

REAR AXLE & TIE-ROD  
ESSIEU ARRIERE & BARRE D'ACCOUPEMENT

HINTERACHSE + SPURSTANGE  
EJE TRASERO Y BIELA

10,14,18 [2/2]



4301-355B

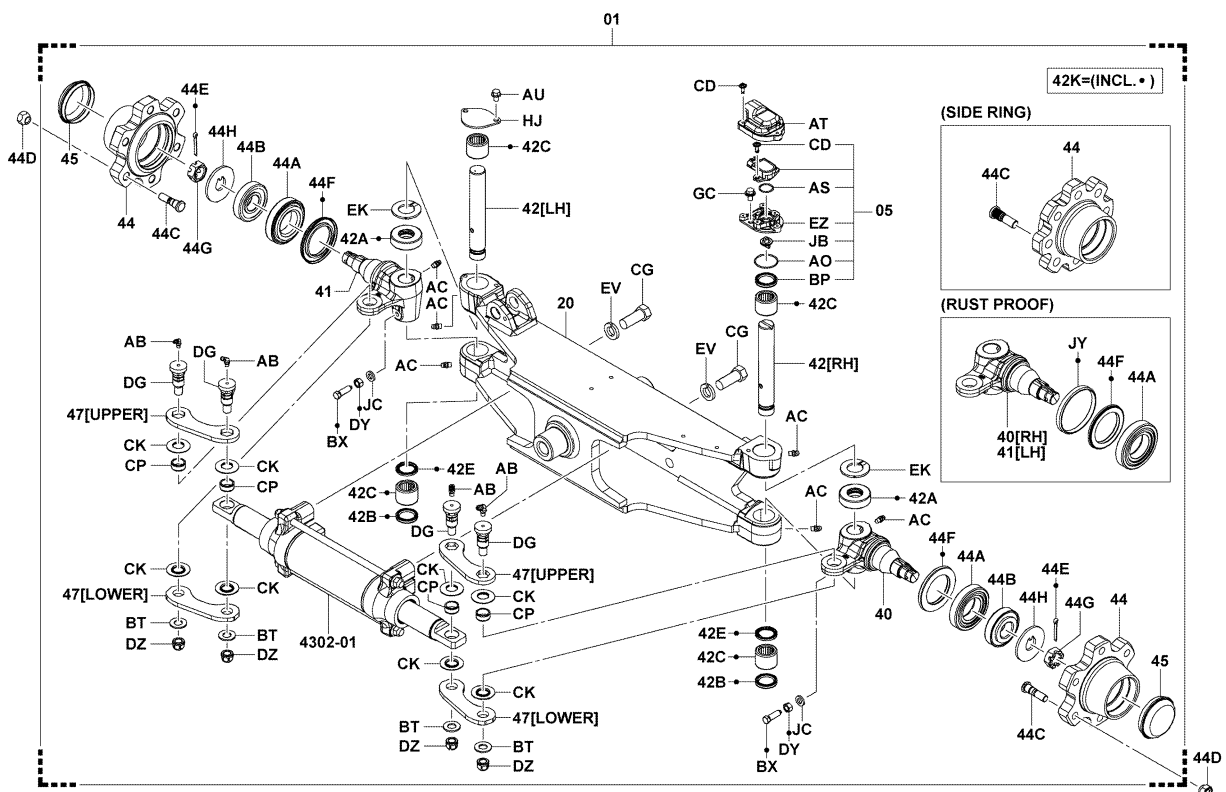
4301-355B

4301

REAR AXLE & TIE-ROD  
ESSIEU ARRIERE & BARRE D'ACCOUPEMENT

HINTERACHSE + SPURSTANGE  
EJE TRASERO Y BIELA

20,25,30,J35 (SAS) [2/2]



4301-356B

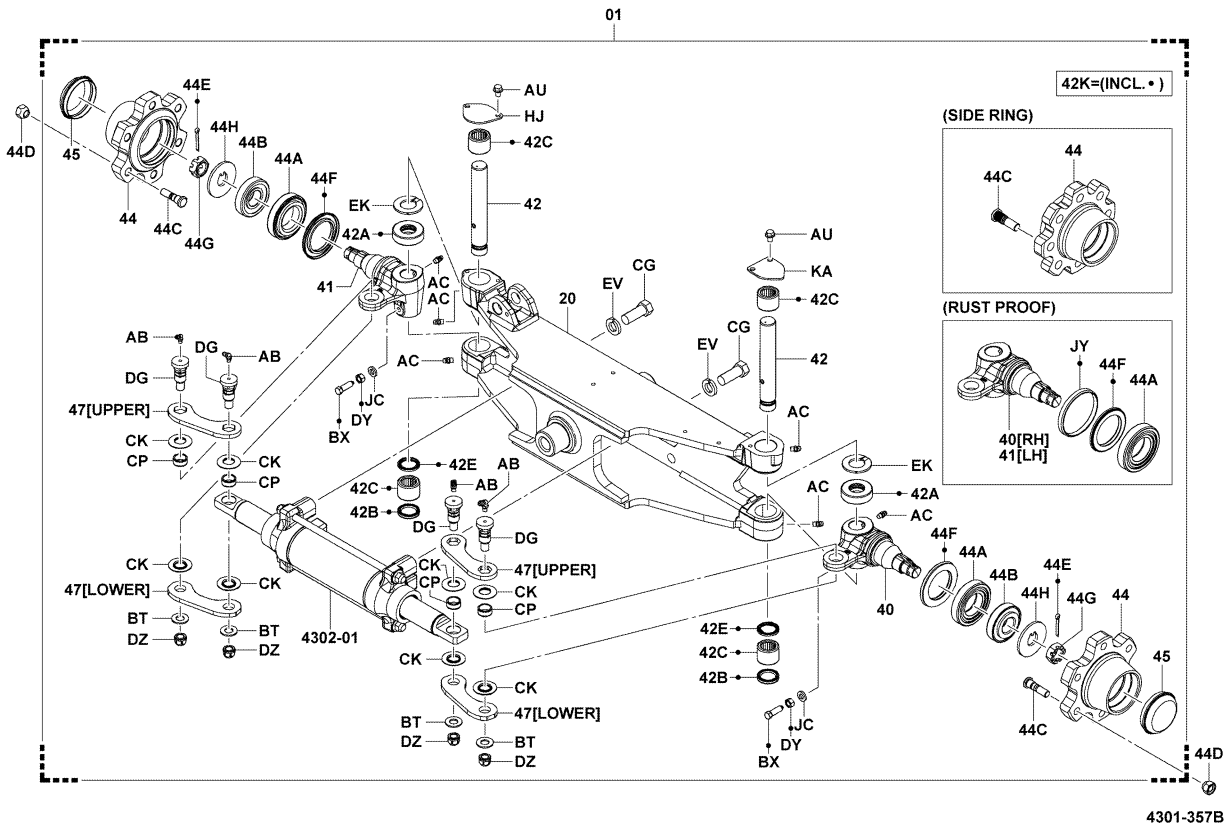
4301-356B

4301

REAR AXLE & TIE-ROD  
ESSIEU ARRIERE & BARRE D'ACCOUPEMENT

HINTERACHSE + SPURSTANGE  
EJE TRASERO Y BIELA

20,25,30,J35 [2/2]



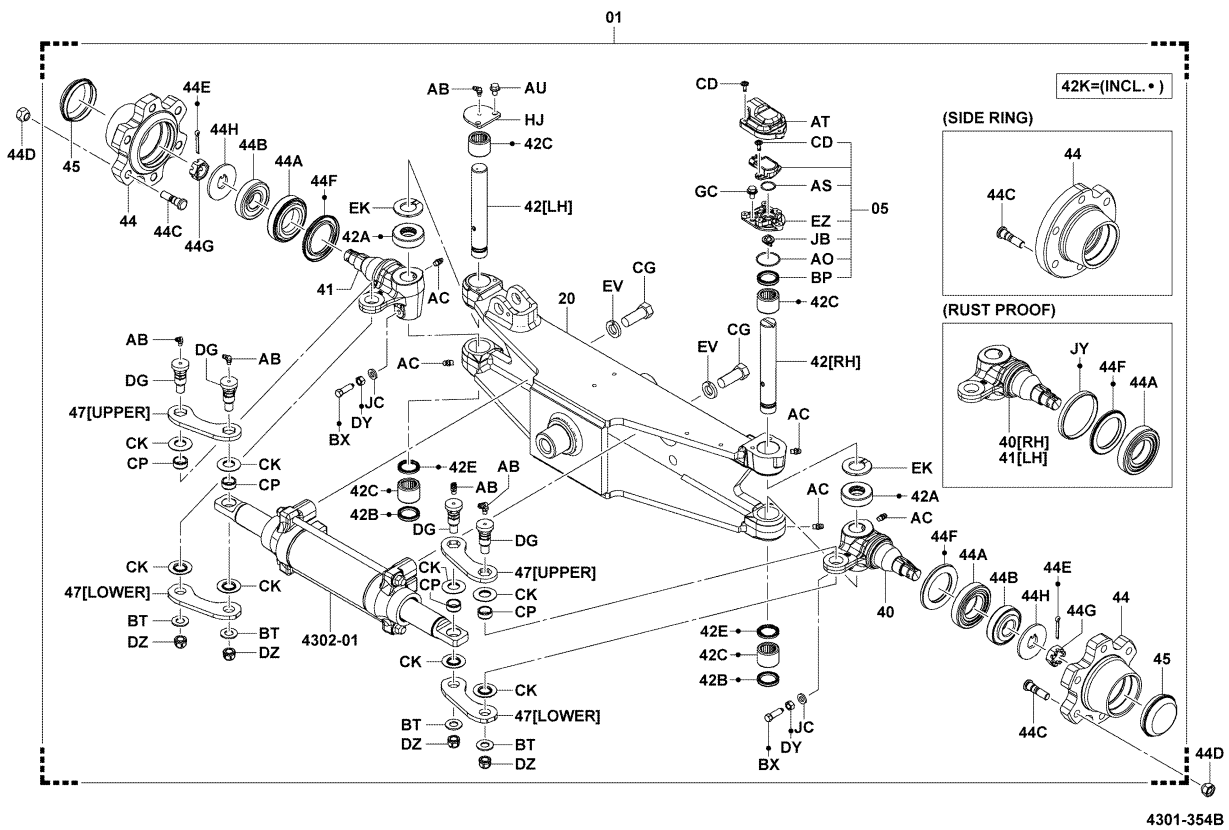
4301-357B

4301

REAR AXLE & TIE-ROD  
ESSIEU ARRIERE & BARRE D'ACCOUPEMENT

HINTERACHSE + SPURSTANGE  
EJE TRASERO Y BIELA

HBT,STM..15 (SAS) [2/2]



4301-354B



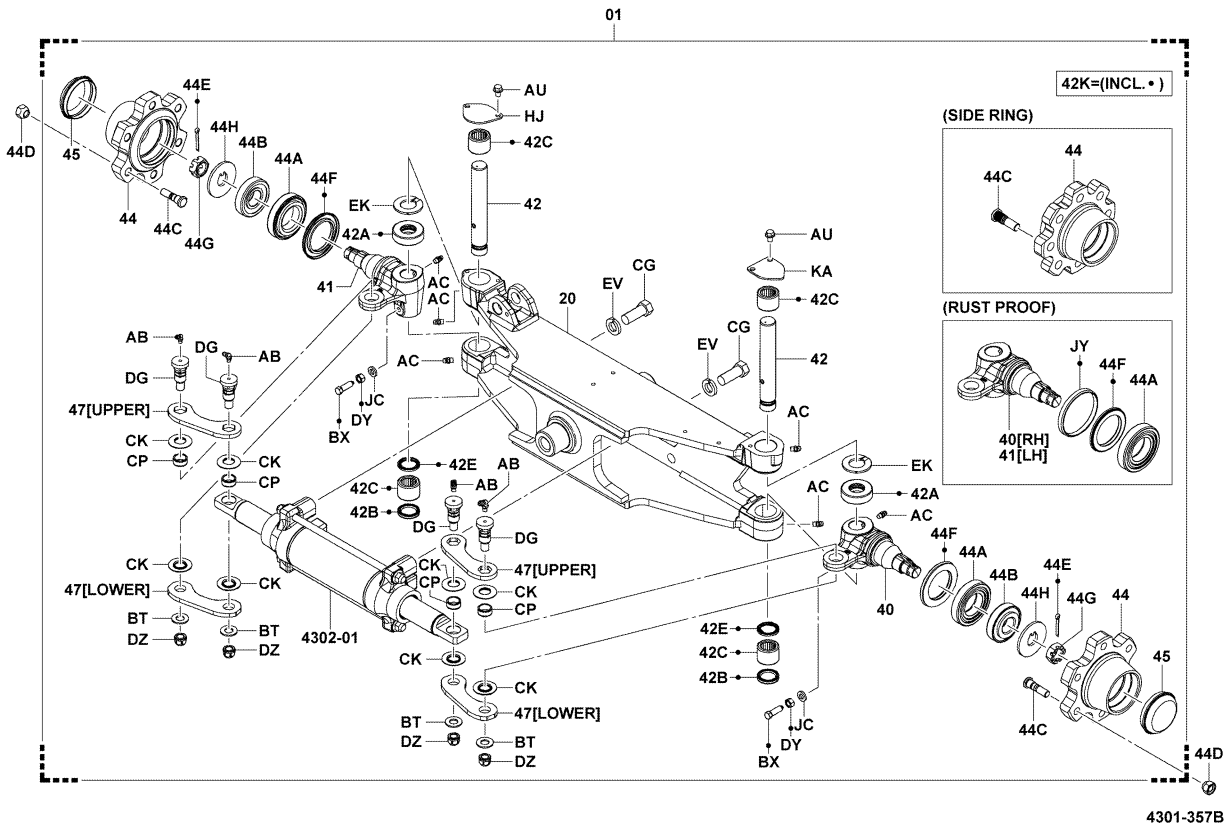


4301

REAR AXLE & TIE-ROD  
ESSIEU ARRIERE & BARRE D'ACCOUPEMENT

HINTERACHSE + SPURSTANGE  
EJE TRASERO Y BIELA

HCB..15 [2/2]

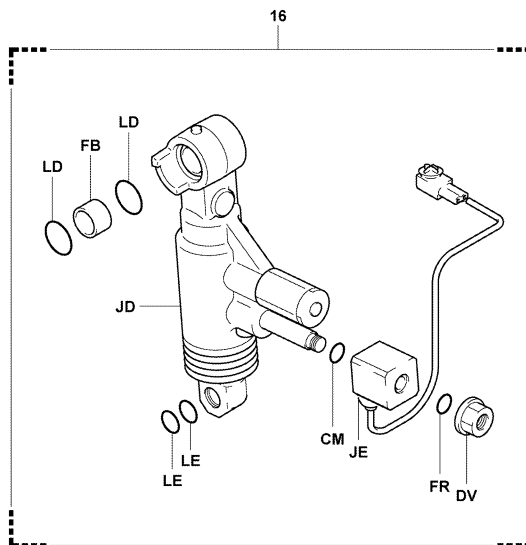


4301

REAR AXLE & TIE-ROD  
ESSIEU ARRIERE & BARRE D'ACCOUPEMENT

HINTERACHSE + SPURSTANGE  
EJE TRASERO Y BIELA

(SAS) [LOCK CYLINDER]



4301		REAR AXLE & TIE-ROD ESSIEU ARRIERE & BARRE D'ACCOUPLLEMENT		HINTERACHSE + SPURSTANGE EJE TRASERO Y BIELA	
PART NAME CODE	PART NAME	QTY	PART NAME CODE	PART NAME	QTY
4301-01	AXLE ASSY, RR ENS. D'ESSIEU ACHSEN-VOLLST. CONJUNTO DEL EJE	1	4301-42C	BEARING, NEEDLE ROULEMENT LAGER COJINETE	4
4301-05	SENSOR KIT, ROTARY POSITION JEU DE DETECTEUR SENSOR-SATZ JUEGO DEL SENSOR	1	4301-42E	SEAL, OIL, NO.2 JOINT ABDICHTUNG SELLO	2
4301-16	CYLINDER ASSY, SWING LOCK ENS. DE CYLINDRE ZYLINDER, VOLLST. CONJUNTO DEL CILINDRO	1	4301-42K	SEAL KIT, KING PIN KIT JOINT ABDICHTUNGSZAUSRUSTUNG JUEGO DE SELLADO	2
4301-20	BEAM SUB-ASSY, REAR AXLE SOUS-ENS. DE LONGERON ACHSK1 RPER-TEILGRUPPE SUBCONJUNTO DE LA VIGUETA	1	4301-44	HUB, REAR AXLE MOYEU NABE CUBO	2
4301-20A	BUSHING, REAR AXLE BEAM BAGUE BUCHSE BUJE	2	4301-44A	BEARING, INNER ROULEMENT LAGER COJINETE	2
4301-40	KNUCKLE, STEERING, RH GENOUILLE ACHSSCHENKEL MUL ON	1	4301-44B	BEARING, OUTER ROULEMENT LAGER COJINETE	2
4301-41	KNUCKLE, STEERING, LH GENOUILLE ACHSSCHENKEL MUL ON	1	4301-44C	BOLT, HUB BOULON SCHRAUBE PERNO	12-16
4301-42	PIN, STEERING KNUCKLE KING GOUPILLE STIFT PASADOR	1-2	4301-44D	NUT, HUB ECROU MUTTER TUERCA	12-16
4301-42A	BEARING, STEERING KNUCKLE THRUST ROULEMENT LAGER COJINETE	2	4301-44E	PIN, REAR AXLE COTTER GOUPILLE STIFT PASADOR	2
4301-42B	SEAL, OIL, NO.1 JOINT ABDICHTUNG SELLO	2	4301-44F	SEAL, OIL (FOR REAR AXLE HUB) JOINT ABDICHTUNG SELLO	2

4301		REAR AXLE & TIE-ROD ESSIEU ARRIERE & BARRE D'ACCOUPLLEMENT		HINTERACHSE + SPURSTANGE EJE TRASERO Y BIELA	
PART NAME CODE	PART NAME	QTY	PART NAME CODE	PART NAME	QTY
4301-44G	NUT, CASTLE (FOR REAR AXLE HUB) ECROU MUTTER TUERCA	2	4301-BP	SEAL, OIL JOINT ABDICHTUNG SELLO	1
4301-44H	WASHER, CLAW (FOR REAR AXLE HUB) RODELLE UNTERLEGSCHIEBE ARANDELA	2	4301-BR	FITTING, GREASE RACCORD ANSCHLUSSTUCK ACOPLADOR	1
4301-45	CAP, REAR AXLE HUB CAPUCHON KAPPE TAPA	2	4301-BT	WASHER, PLATE RODELLE UNTERLEGSCHIEBE ARANDELA	4
4301-47	TIE-ROD BARRE D'ACCOUPLLEMENT SPURSFANGE BIELA	2	4301-BX	BOLT BOULON SCHRAUBE PERNO	2
4301-AB	FITTING, GREASE RACCORD ANSCHLUSSTUCK ACOPLADOR	1-4	4301-CD	SCREW VIS SCHRAUBE TORNILLO	5
4301-AC	FITTING, GREASE RACCORD ANSCHLUSSTUCK ACOPLADOR	5-6	4301-CF	BOLT BOULON SCHRAUBE PERNO	2
4301-AO	RING, O ANNEAU RING ANILLO	1	4301-CG	BOLT BOULON SCHRAUBE PERNO	4
4301-AS	RING, O ANNEAU RING ANILLO	1	4301-CK	WASHER, CD SPRING RODELLE UNTERLEGSCHIEBE ARANDELA	8
4301-AT	COVER COUVERCLE DECKEL CUBIERTA	1	4301-CL	FITTING, GREASE RACCORD ANSCHLUSSTUCK ACOPLADOR	2
4301-AU	BOLT BOULON SCHRAUBE PERNO	2-4	4301-CM	RING, O ANNEAU RING ANILLO	1

4301		REAR AXLE & TIE-ROD ESSIEU ARRIERE & BARRE D'ACCOUPEMENT		HINTERACHSE + SPURSTANGE EJE TRASERO Y BIELA	
PART NAME CODE	PART NAME	QTY	PART NAME CODE	PART NAME	QTY
4301-CP	COLLAR COLLIER BUCHSE COLLAR	4	4301-EZ	PLATE PLAQUE PLATTE PLACA	1
4301-DG	PIN GOUPILLE STIFT PASADOR	4	4301-FB	COLLAR COLLIER BUCHSE COLLAR	1
4301-DN	PLATE PLAQUE PLATTE PLACA	1	4301-FK	SPACER ENTRETOISE DISTANZSTUCK SEPARADOR	99
4301-DV	NUT ECROU MUTTER TUERCA	1	4301-FR	RING, O ANNEAU RING ANILLO	1
4301-DY	NUT ECROU MUTTER TUERCA	2	4301-GB	BOLT BOULON SCHRAUBE PERNO	2
4301-DZ	NUT ECROU MUTTER TUERCA	4	4301-GC	BOLT BOULON SCHRAUBE PERNO	2
4301-EF	PIN SUB-ASSY SOUS-ENS. DE GOUPILLE STIFT-TEILGRUPPE SUBCONJUNTO DE PASADOR	1	4301-GH	BOLT BOULON SCHRAUBE PERNO	1-2
4301-EJ	WASHER, SPRING RODELLE UNTERLEGSSCHEIBE ARANDELA	2	4301-GU	DAMPER, REAR AXLE AMORTISSEUR DAMPFER AMORTIGUADOR	1
4301-EK	SPACER ENTRETOISE DISTANZSTUCK SEPARADOR	99	4301-GV	PIN SUB-ASSY SOUS-ENS. DE GOUPILLE STIFT-TEILGRUPPE SUBCONJUNTO DE PASADOR	1
4301-EV	WASHER, SPRING RODELLE UNTERLEGSSCHEIBE ARANDELA	4	4301-HJ	PLATE PLAQUE PLATTE PLACA	1

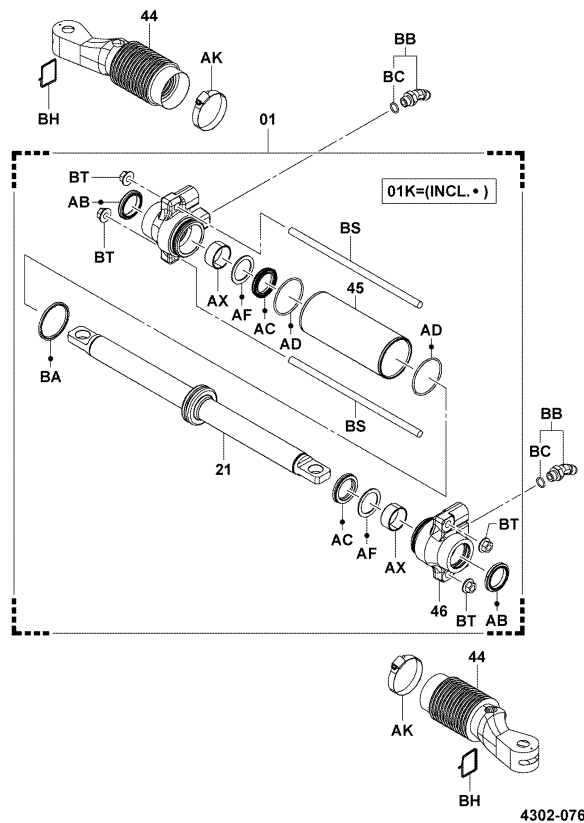
4301		REAR AXLE & TIE-ROD ESSIEU ARRIERE & BARRE D'ACCOUPEMENT		HINTERACHSE + SPURSTANGE EJE TRASERO Y BIELA	
PART NAME CODE	PART NAME	QTY	PART NAME CODE	PART NAME	QTY
4301-JB	JOINT RACCORD GELENK JUNTA	1			
4301-JC	WASHER, SPRING RODELLE UNTERLEGSSCHEIBE ARANDELA	2			
4301-JD	BOOT COFFRE MANSCHETTE FORRO	1			
4301-JE	COIL, SOLENOID BOBINE SPULE BOBINA	1			
4301-JY	COLLAR COLLIER BUCHSE COLLAR	2			
4301-KA	PLATE PLAQUE PLATTE PLACA	1			
4301-LD	RING, O ANNEAU RING ANILLO	1-2			
4301-LE	RING, O ANNEAU RING ANILLO	1-2			

4302

REAR AXLE CYLINDER  
CYLINDRE D'ESSIEU ARRIERE

HINTERACHSZYLINDER  
CILINDRO DEL EJE TRASERO

[1/2]



4302-076\_

4302

REAR AXLE CYLINDER  
CYLINDRE D'ESSIEU ARRIERE

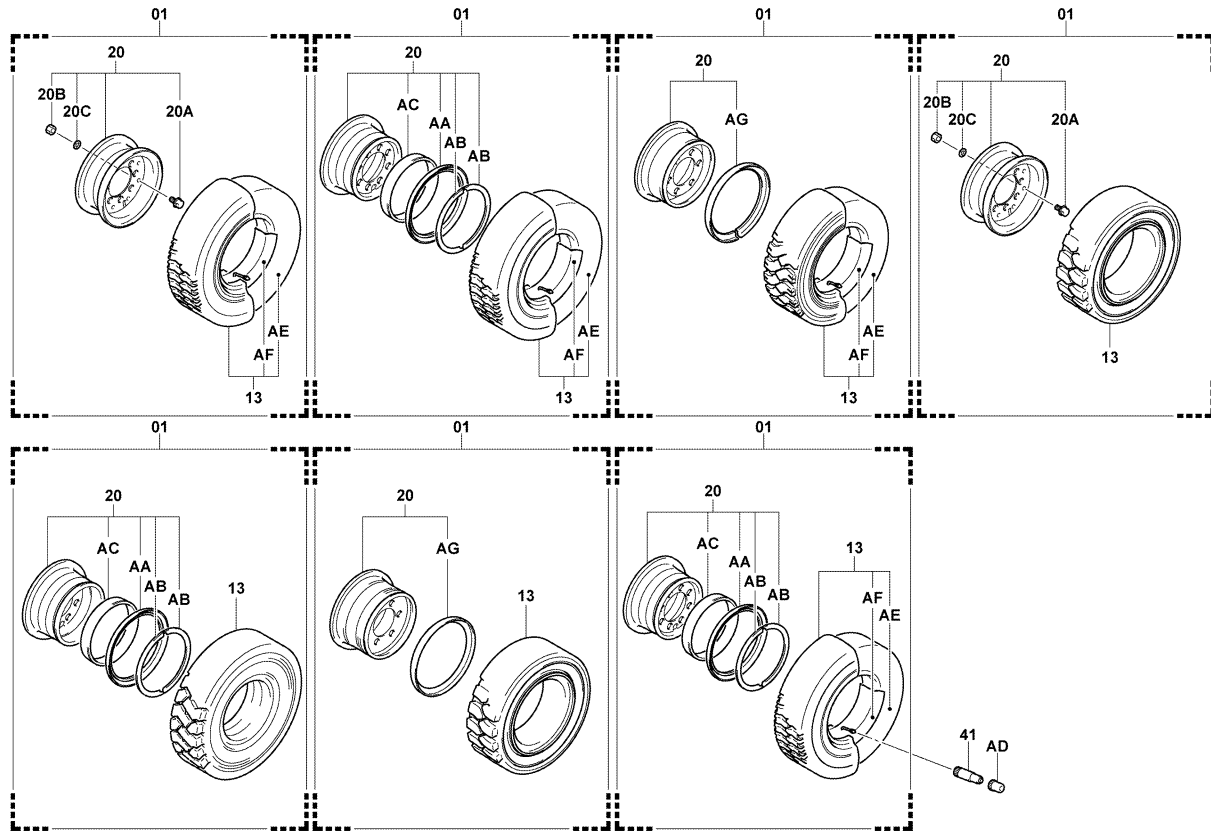
HINTERACHSZYLINDER  
CILINDRO DEL EJE TRASERO

PART NAME CODE	PART NAME	QTY	PART NAME CODE	PART NAME	QTY
4302-01	CYLINDER ASSY, REAR AXLE ENS. DE CYLINDRE ZYLINDER, VOLLST. CONJUNTO DEL CILINDRO	1	4302-AK	CLAMP PINSE KLEMME ABRAZADERA	2
4302-01K	CYLINDER O/H KIT, REAR AXLE JEU O/H DE CYLINDRE UBERHOLSATZ JUEGO O/H DEL CILINDRO	1	4302-AX	BUSHING BAGUE BUCHSE BUJE	2
4302-21	ROD SUB-ASSY, REAR AXLE CYLINDER SOUS-ENS. DE BIELLE STANGEN-TEILGRUPPE SUBCONJUNTO DE LA VARILLA	1	4302-BA	SEAL, RING JOINT ABDICHTUNG SELLO	1
4302-44	BOOT COFFRE MANSCHETTE FORRO	2	4302-BB	FITTING RACCORD ANSCHLUSSTUCK ACOPLADOR	2
4302-45	CYLINDER, REAR AXLE CYLINDRE ZYLINDER CILINDRO	1	4302-BC	RING, O ANNEAU RING ANILLO	2
4302-46	GUIDE, ROD GUIDE FUHRUNG GUIA	2	4302-BH	WIRE, CYLINDER BOOT FIL DRAHT ALAMBRE	2
4302-AB	SEAL, DUST JOINT ABDICHTUNG SELLO	2	4302-BS	BOLT, STUD BOULON SCHRAUBE PERNO	2
4302-AC	PACKING, U CALE DICHTUNG EMPAQUETADURA	2	4302-BT	NUT ECROU MUTTER TUERCA	4
4302-AD	RING, O ANNEAU RING ANILLO	2			
4302-AF	RING, BACK UP ANNEAU RING ANILLO	2			

4401

FRONT WHEEL & TIRE(SINGLE)  
PNEU (SINGLE) & ROUE AVANT

VORDERRAD & -REIFEN (EINFACH)  
RUEDA Y NEUMATICO DELANTEROS (SENCILLO)



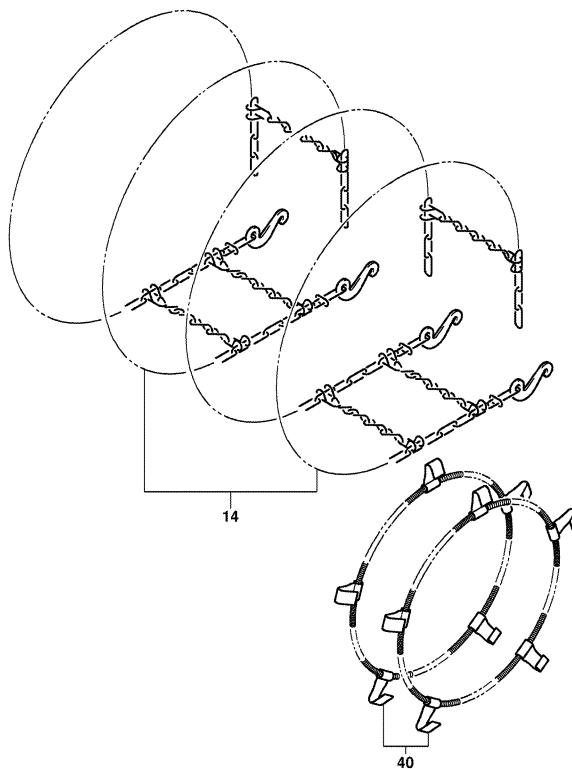
4401-168

4401-168\_

4401

FRONT WHEEL & TIRE(SINGLE)  
PNEU (SINGLE) & ROUE AVANT

VORDERRAD & -REIFEN (EINFACH)  
RUEDA Y NEUMATICO DELANTEROS (SENCILLO)



4401-100

4401-100\_

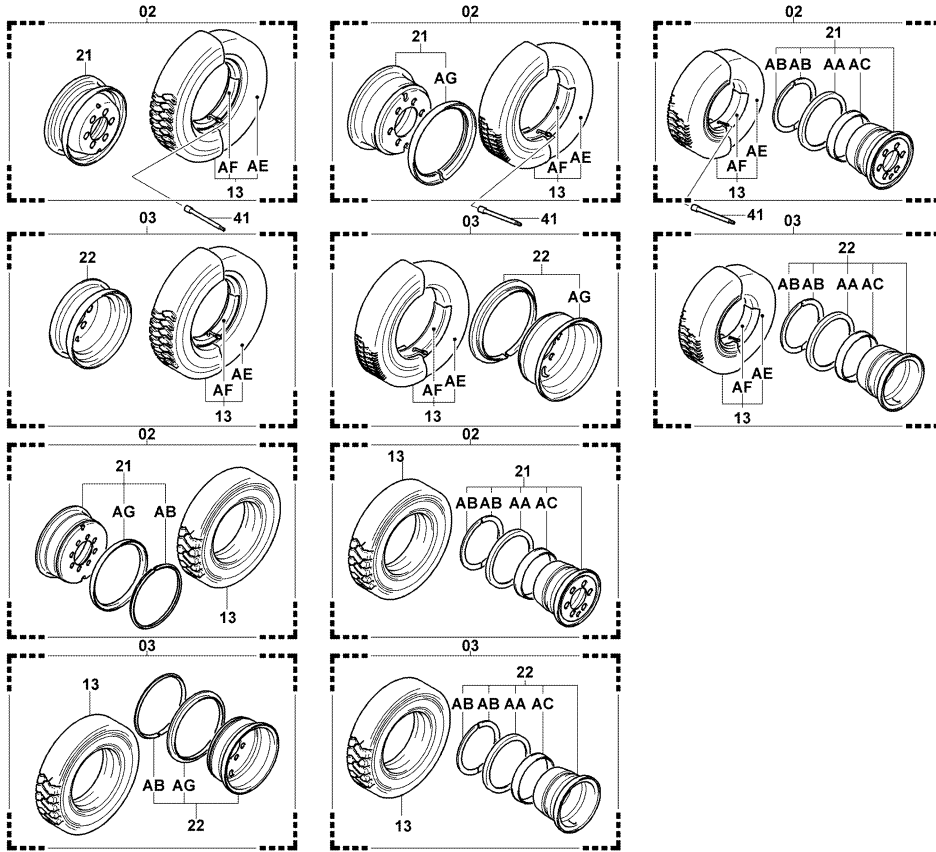
<b>4401</b>		<b>FRONT WHEEL &amp; TIRE(SINGLE) PNEU (SINGLE) &amp; ROUE AVANT</b>		<b>VORDERRAD &amp; -REIFEN (EINFACH) RUEDA Y NEUMATICO DELANTEROS (SENCILLO)</b>	
<b>PART NAME CODE</b>	<b>PART NAME</b>	<b>QTY</b>	<b>PART NAME CODE</b>	<b>PART NAME</b>	<b>QTY</b>
<b>4401-01</b>	<b>WHEEL ASSY</b> ENS. DE ROUE RAD, VOLLST. CONJUNTO DE LA RUEDA	<b>2</b>	<b>4401-AB</b>	<b>RING, LOCK</b> ANNEAU RING ANILLO	<b>4</b>
<b>4401-13</b>	<b>TIRE ASSY</b> ENS. DE PNEU REIFEN, VOLLST. CONJUNTO DEL NEUMATICO	<b>2</b>	<b>4401-AC</b>	<b>BAND, BEND SHEET</b> BANDE BAND BANDA	<b>2</b>
<b>4401-14</b>	<b>CHAIN ASSY, TIRE</b> ENS. DE CHAINE KETTE, VOLLST. CONJUNTO DE LA CADENA	<b>2</b>	<b>4401-AD</b>	<b>CAP, VALVE</b> CAPUCHON KAPPE TAPA	<b>1</b>
<b>4401-20</b>	<b>WHEEL SUB-ASSY, DISC</b> SOUS-ENS. DE ROUE RAD-TEILGRUPPE SUBCONJUNTO DE LA RUEDA	<b>2</b>	<b>4401-AE</b>	<b>TUBE SUB-ASSY</b> SOUS-ENS. DE TUBE ROHR-TEILGRUPPE SUBCONJUNTO DE TUBO	<b>2</b>
<b>4401-20A</b>	<b>BOLT, DISC WHEEL SET</b> BOULON SCHRUBBE PERNO	<b>12-16</b>	<b>4401-AF</b>	<b>FLAP</b> BAVETTE KLAPPE PROTECTOR	<b>2</b>
<b>4401-20B</b>	<b>NUT (FOR DISC WHEEL SET)</b> COUVERCLE DECKEL CUBIERTA	<b>12-16</b>	<b>4401-AG</b>	<b>RING, SIDE</b> ANNEAU RING ANILLO	<b>2</b>
<b>4401-20C</b>	<b>WASHER, SPRING (FOR DISC WHEEL SET)</b> RODELLE UNTERLEGSSCHEIBE ARANDELA	<b>12-16</b>			
<b>4401-40</b>	<b>BAND, CHAIN</b> BANDE BAND BANDA	<b>1</b>			
<b>4401-41</b>	<b>EXTENSION, WHEEL TUBE VALVE</b> RALLONGE VERLANGERUNG EXTENSION	<b>1</b>			
<b>4401-AA</b>	<b>FLANGE, SIDE</b> BRIDE FLANSCH BRIDA	<b>2</b>			

<b>4401</b>		<b>FRONT WHEEL &amp; TIRE(SINGLE) PNEU (SINGLE) &amp; ROUE AVANT</b>		<b>VORDERRAD &amp; -REIFEN (EINFACH) RUEDA Y NEUMATICO DELANTEROS (SENCILLO)</b>	
<b>PART NAME CODE</b>	<b>PART NAME</b>	<b>QTY</b>	<b>PART NAME CODE</b>	<b>PART NAME</b>	<b>QTY</b>

4402

FRONT WHEEL & TIRE(DOUBLE)  
PNEU (DOUBLE) & ROUE AVANT

VORDERRAD & -REIFEN (DOPPELT)  
RUEDA Y NEUMATICO DELANTEROS (DOBLE)



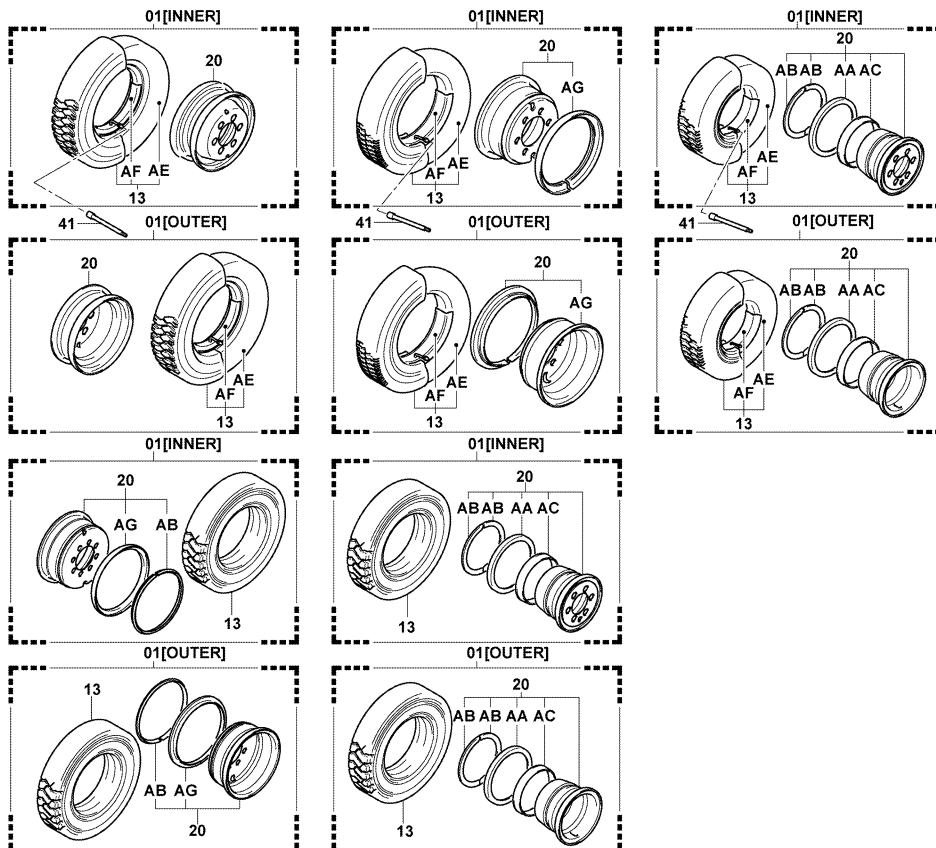
4402-065

4402-065\_

4402

FRONT WHEEL & TIRE(DOUBLE)  
PNEU (DOUBLE) & ROUE AVANT

VORDERRAD & -REIFEN (DOPPELT)  
RUEDA Y NEUMATICO DELANTEROS (DOBLE)



4402-087

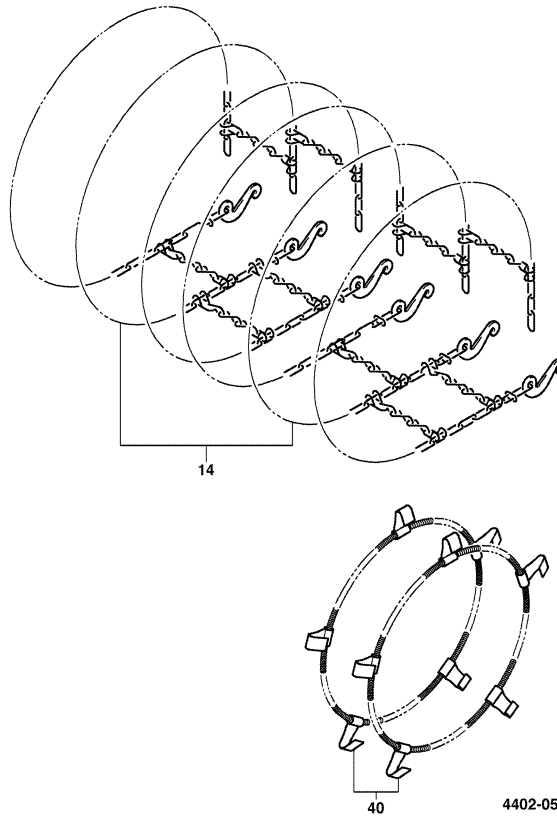
4402-087\_



**4402**

**FRONT WHEEL & TIRE(DOUBLE)**  
**PNEU (DOUBLE) & ROUE AVANT**

**VORDERRAD & -REIFEN (DOPPELT)**  
**RUEDA Y NEUMATICO DELANTEROS (DOBLE)**



4402-058\_

**4402**

**FRONT WHEEL & TIRE(DOUBLE)**  
**PNEU (DOUBLE) & ROUE AVANT**

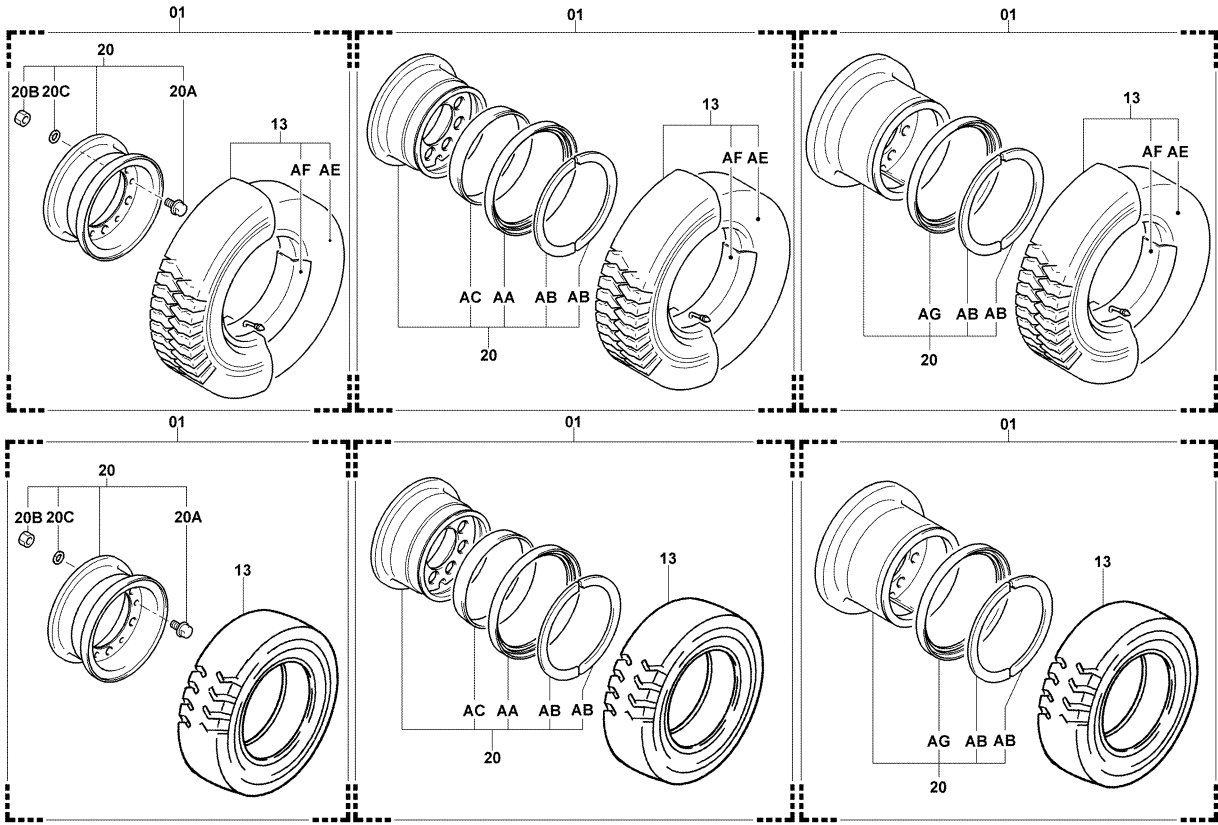
**VORDERRAD & -REIFEN (DOPPELT)**  
**RUEDA Y NEUMATICO DELANTEROS (DOBLE)**

PART NAME CODE	PART NAME	QTY	PART NAME CODE	PART NAME	QTY
4402-01	WHEEL ASSY ENS. DE ROUE RAD, VOLLST. CONJUNTO DE LA RUEDA	4	4402-AA	FLANGE, SIDE BRIDE FLANSCH BRIDA	2
4402-02	WHEEL ASSY, INNER ENS. DE ROUE RAD, VOLLST. CONJUNTO DE LA RUEDA	2	4402-AB	RING, LOCK ANNEAU RING ANILLO	2-4
4402-03	WHEEL ASSY, OUTER ENS. DE ROUE RAD, VOLLST. CONJUNTO DE LA RUEDA	2	4402-AC	BAND, BEND SHEET BANDE BAND BANDA	2
4402-13	TIRE ASSY ENS. DE PNEU REIFEN, VOLLST. CONJUNTO DEL NEUMATICO	2-4	4402-AE	TUBE SUB-ASSY SOUS-ENS. DE TUBE ROHR-TEILGRUPPE SUBCONJUNTO DE TUBO	2-4
4402-14	CHAIN ASSY, TIRE ENS. DE CHAINE KETTE, VOLLST. CONJUNTO DE LA CADENA	2	4402-AF	FLAP BAVETTE KLAPPE PROTECTOR	2-4
4402-20	WHEEL SUB-ASSY, DISC SOUS-ENS. DE ROUE RAD-TEILGRUPPE SUBCONJUNTO DE LA RUEDA	4	4402-AG	RING, SIDE ANNEAU RING ANILLO	2-4
4402-21	WHEEL SUB-ASSY, DISC, INNER SOUS-ENS. DE ROUE RAD-TEILGRUPPE SUBCONJUNTO DE LA RUEDA	2			
4402-22	WHEEL SUB-ASSY, DISC, OUTER SOUS-ENS. DE ROUE RAD-TEILGRUPPE SUBCONJUNTO DE LA RUEDA	2			
4402-40	BAND, CHAIN BANDE BAND BANDA	1			
4402-41	EXTENSION, WHEEL TUBE VALVE RALLONGE VERLANGERUNG EXTENSION	2			

4403

REAR WHEEL & TIRE  
PNEU & ROUE ARRIERE

HINTERRAD & REIFEN  
RUEDA Y NEUMATICO TRASEROS



4403-127

4403-127\_

4403

REAR WHEEL & TIRE  
PNEU & ROUE ARRIERE

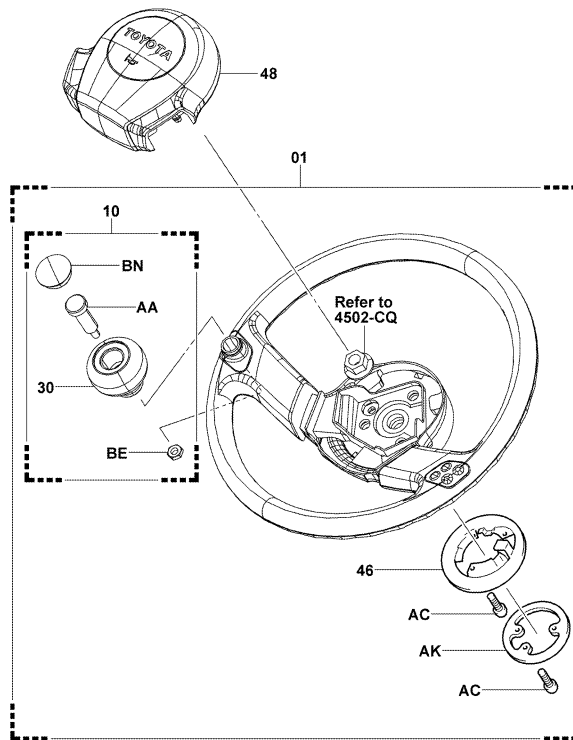
HINTERRAD & REIFEN  
RUEDA Y NEUMATICO TRASEROS

PART NAME CODE	PART NAME	QTY	PART NAME CODE	PART NAME	QTY
4403-01	WHEEL ASSY ----- ENS. DE ROUE RAD, VOLLST. CONJUNTO DE LA RUEDA	2	4403-AF	FLAP ----- BAVETTE KLAPPE PROTECTOR	2
4403-13	TIRE ASSY ----- ENS. DE PNEU REIFEN, VOLLST. CONJUNTO DEL NEUMATICO	2	4403-AG	RING, SIDE ----- ANNEAU RING ANILLO	2
4403-20	WHEEL SUB-ASSY, DISC ----- SOUS-ENS. DE ROUE RAD-TEILGRUPPE SUBCONJUNTO DE LA RUEDA	2			
4403-20A	BOLT, DISC WHEEL SET ----- BOULON SCHRAUBE PERNO	12			
4403-20B	NUT, WHEEL SET ----- ECROU MUTTER TUERCA	12			
4403-20C	WASHER, WHEEL SET ----- RODELLE UNTERLEGSCHIEBE ARANDELA	12			
4403-AA	FLANGE, SIDE ----- BRIDE FLANSCH BRIDA	2			
4403-AB	RING, LOCK ----- ANNEAU RING ANILLO	4			
4403-AC	BAND, BEND SHEET ----- BANDE BAND BANDA	2			
4403-AE	TUBE SUB-ASSY ----- SOUS-ENS. DE TUBE ROHR-TEILGRUPPE SUBCONJUNTO DE TUBO	2			

4501

STEERING WHEEL  
VOLANT DE DIRECTION

LENKRAD  
VOLANTE DE DIRECCION



4501-067C

4501-067C

4501

STEERING WHEEL  
VOLANT DE DIRECTION

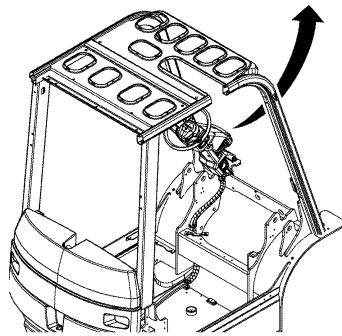
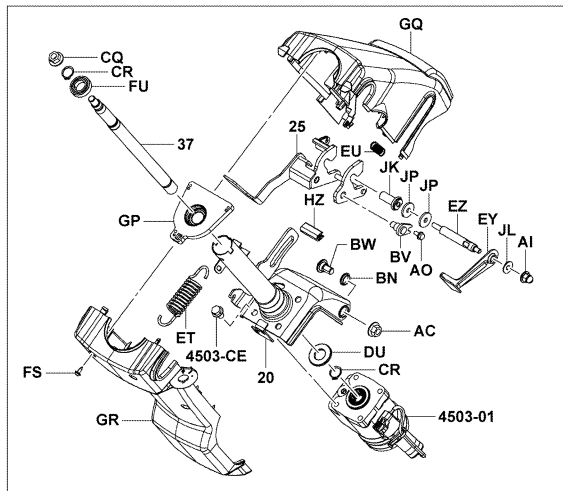
LENKRAD  
VOLANTE DE DIRECCION

PART NAME CODE	PART NAME	QTY	PART NAME CODE	PART NAME	QTY
4501-01	WHEEL ASSY, STEERING ----- ENS. DE ROUE RAD, VOLLST. CONJUNTO DE LA RUEDA	1			
4501-30	KNOB SUB-ASSY, STEERING WHEEL ----- SOUS-ENS. DE BOULE KNOPF-TEILGRUPPE SUBCONJUNTO DEL MANDO	1			
4501-46	SPRING, HORN CONTACT ----- RESSORT FEDER RESORTE	1			
4501-48	PAD, STEERING WHEEL ----- TAMPON KLOTZ ALMOHADILLA	1			
4501-AA	SCREW ----- VIS SCHRAUBE TORNILLO	1			
4501-AC	SCREW ----- VIS SCHRAUBE TORNILLO	6			
4501-AK	RING, HORN CONTACT NO.1 ----- ANNEAU RING ANILLO	1			
4501-BE	NUT ----- ECROU MUTTER TUERCA	1			
4501-BN	PLUG, HOLE ----- BOUCHON STOPFEN TAPON	1			

**4502**

**STEERING POST  
MONTANT DE DIRECTION**

**LENKŠT ULE  
PUNTAL DE LA DIRECCION**



4502-312A

4502-312A

**4502**

**STEERING POST  
MONTANT DE DIRECTION**

**LENKŠT ULE  
PUNTAL DE LA DIRECCION**

PART NAME CODE	PART NAME	QTY	PART NAME CODE	PART NAME	QTY
4502-20	JACKET SUB-ASSY, MAST SOUS-ENS. DE CHEMISE MANTEL-TEILGRUPPE SUBCONJUNTO DE LA FUNDA	1	4502-CR	RING, SNAP ANNEAU RING ANILLO	2
4502-25	STOPPER SUB-ASSY, STEERING SOUS-ENS. DE BUTEE ANSCHLAG-TEILGRUPPE SUBCONJUNTO DEL TOPE	1	4502-DU	WASHER, PLATE RODELLE UNTERLEGSCHIEBE ARANDELA	1
4502-37	SHAFT, STEERING ARBRE WELLE EJE	1	4502-ET	SPRING, TENSION RESSORT FEDER RESORTE	1
4502-AC	NUT ECROU MUTTER TUERCA	2	4502-EU	SPRING, TENSION RESSORT FEDER RESORTE	1
4502-AI	NUT ECROU MUTTER TUERCA	1	4502-EY	LEVER SUB-ASSY, TILT LOCK SOUS-ENS. DE LEVIER HEBEL-TEILGRUPPE SUBCONJUNTO DE LA PALANCA	1
4502-AO	BOLT BOULON SCHRAUBE PERNO	2	4502-EZ	BOLT, TILT LOCK BOULON SCHRAUBE PERNO	1
4502-BN	BUSHING BAGUE BUCHSE BUJE	2	4502-FS	SCREW VIS SCHRAUBE TORNILLO	4
4502-BV	PIN GOUPILLE STIFT PASADOR	2	4502-FU	BEARING ROULEMENT LAGER COJINETE	1
4502-BW	BOLT BOULON SCHRAUBE PERNO	2	4502-GP	BRACKET SUPPORT TRAGER SOPORTE	1
4502-CQ	NUT ECROU MUTTER TUERCA	1	4502-GQ	COVER, STEERING COLUMN COUVERCLE DECKEL CUBIERTA	1

<b>4502</b>		<b>STEERING POST</b>		<b>LENKSÜBLE</b>	
		<b>MONTANT DE DIRECTION</b>		<b>PUNTAL DE LA DIRECCION</b>	
<b>PART NAME CODE</b>	<b>PART NAME</b>	<b>QTY</b>	<b>PART NAME CODE</b>	<b>PART NAME</b>	<b>QTY</b>
<b>4502-GR</b>	<b>COVER, STEERING COLUMN</b> ----- COUVERCLE DECKEL CUBIERTA	<b>1</b>			
<b>4502-HZ</b>	<b>TRIM, EDGE</b> ----- GARNITURE ZIERSTREIFEN GUARNICION	<b>1</b>			
<b>4502-JK</b>	<b>NUT, ADJUSTING</b> ----- ECROU MUTTER TUERCA	<b>1</b>			
<b>4502-JL</b>	<b>WASHER, PLATE</b> ----- RODELLE UNTERLEGSSCHEIBE ARANDELA	<b>1</b>			
<b>4502-JP</b>	<b>WASHER, PLATE</b> ----- RODELLE UNTERLEGSSCHEIBE ARANDELA	<b>2</b>			

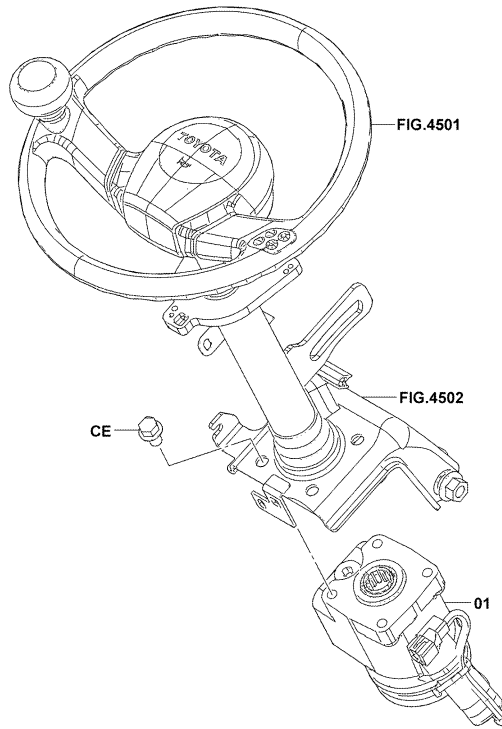
<b>4502</b>		<b>STEERING POST</b>		<b>LENKSÜBLE</b>	
		<b>MONTANT DE DIRECTION</b>		<b>PUNTAL DE LA DIRECCION</b>	
<b>PART NAME CODE</b>	<b>PART NAME</b>	<b>QTY</b>	<b>PART NAME CODE</b>	<b>PART NAME</b>	<b>QTY</b>

4503

HYDROSTATIC STEERING VALVE  
SOUPAPE DE DIRECTION HYDROSTATIQUE

HYDROSTATIK-STEUERVENTIL  
VALVULA DE DIRECCION HIDROSTATICA

[ASSY]



4503-096

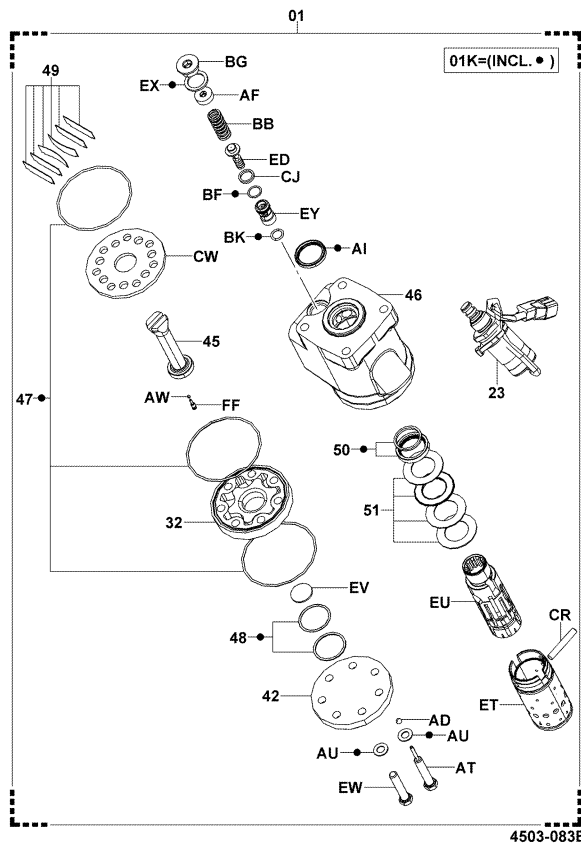
4503-096\_

4503

HYDROSTATIC STEERING VALVE  
SOUPAPE DE DIRECTION HYDROSTATIQUE

HYDROSTATIK-STEUERVENTIL  
VALVULA DE DIRECCION HIDROSTATICA

(SAS) [INNER PARTS]



4503-083B

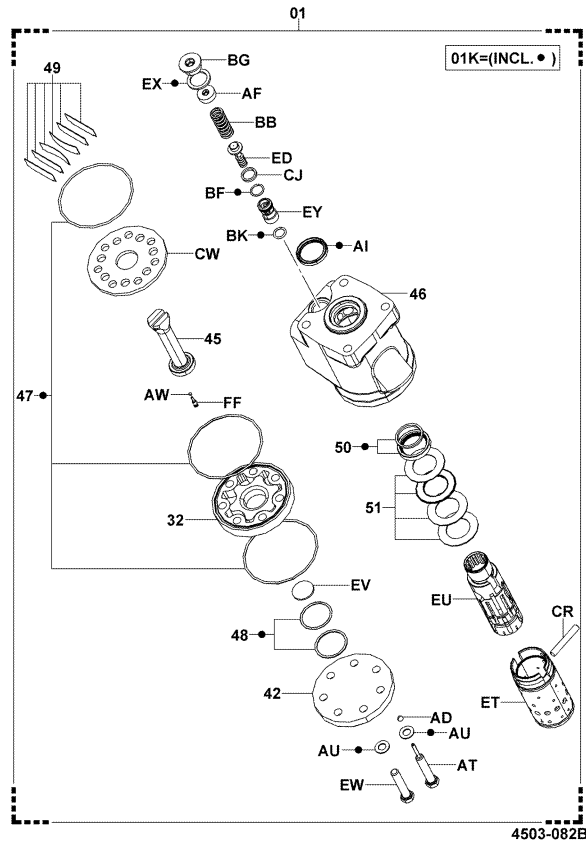
4503-083B

**4503**

**HYDROSTATIC STEERING VALVE**  
SOUPAPE DE DIRECTION HYDROSTATIQUE

**HYDROSTATIK-STEUERVENTIL**  
VALVULA DE DIRECCION HIDROSTATICA

[INNER PARTS]



4503-082B

**4503**

**HYDROSTATIC STEERING VALVE**  
SOUPAPE DE DIRECTION HYDROSTATIQUE

**HYDROSTATIK-STEUERVENTIL**  
VALVULA DE DIRECCION HIDROSTATICA

PART NAME CODE	PART NAME	QTY	PART NAME CODE	PART NAME	QTY
4503-01	VALVE ASSY, HYDROSTATIC STEERING ENS. DE SOUPAPE VENTIL, VOLLST. CONJUNTO DE VALVULA	1	4503-50	SEAL & RING SET ANNEAU RING ANILLO	1
4503-01K	VALVE O/H KIT, HYDROSTATIC STEERING JEU O/H DE SOUPAPE VENTIL-UBERHOLSATZ JUEGO O/H DE VALVULA	1	4503-51	BEARING SET KIT ROULEMENT LAGERSATZ JUEGO DE COJINETE	1
4503-23	VALVE ASSY, SOLENOID ENS. DE SOUPAPE VENTIL, VOLLST. CONJUNTO DE VALVULA	1	4503-AD	BALL, STEEL BILLE KUGEL BOLA	1
4503-32	GEAR SET JEU D'ENGRENAGE ZAHNRADSATZ JUEGO DE ENGRANAJES	1	4503-AF	PLUG BOUCHON STOPFEN TAPON	1
4503-42	CAP, END CAPUCHON KAPPE TAPA	1	4503-AI	SEAL, DUST JOINT ABDICHTUNG SELLO	1
4503-45	DRIVE ENTRAINEMENT ANTRIEB IMPULSION	1	4503-AT	BOLT BOULON SCHRAUBE PERNO	1
4503-46	HOUSING BOITIER GEHAUSE FUNDA	1	4503-AU	GASKET JOINT DICHTUNG EMPAQUETADURA	7
4503-47	O-RING SET ANNEAU RING ANILLO	1	4503-AW	BALL, STEEL BILLE KUGEL BOLA	1
4503-48	RING SET JEU DE ANNEAU RINGSATZ JUEGO DE ANILLO	1	4503-BB	SPRING RESSORT FEDER RESORTE	1
4503-49	SPRING & PLATE SET JEU DE ANNEAU RINGSATZ JUEGO DE ANILLO	1	4503-BF	RING, O ANNEAU RING ANILLO	1

<b>4503</b>		<b>HYDROSTATIC STEERING VALVE</b>		<b>HYDROSTATIK-STEUERVENTIL</b>	
		<b>SOUPAPE DE DIRECTION HYDROSTATIQUE</b>		<b>VALVULA DE DIRECCION HIDROSTATICA</b>	
<b>PART NAME CODE</b>	<b>PART NAME</b>	<b>QTY</b>	<b>PART NAME CODE</b>	<b>PART NAME</b>	<b>QTY</b>
<b>4503-BG</b>	<b>PLUG</b> BOUCHON STOPFEN TAPON	<b>1</b>	<b>4503-EW</b>	<b>BOLT</b> BOULON SCHRAUBE PERNO	<b>6</b>
<b>4503-BK</b>	<b>RING, O</b> ANNEAU RING ANILLO	<b>1</b>	<b>4503-EX</b>	<b>GASKET</b> JOINT DICHTUNG EMPAQUETADURA	<b>1</b>
<b>4503-CE</b>	<b>BOLT</b> BOULON SCHRAUBE PERNO	<b>4</b>	<b>4503-EY</b>	<b>SLEEVE</b> MANCHON HULSE MANGUITO	<b>1</b>
<b>4503-CJ</b>	<b>RING</b> ANNEAU RING ANILLO	<b>1</b>	<b>4503-FF</b>	<b>STOPPER</b> BUTEE ANSCHLAG TOPE	<b>1</b>
<b>4503-CR</b>	<b>PIN</b> GOUPILLE STIFT PASADOR	<b>1</b>			
<b>4503-CW</b>	<b>PLATE</b> PLAQUE PLATTE PLACA	<b>1</b>			
<b>4503-ED</b>	<b>POPPET</b> POUPEE TELLERVENTIL BOLLILLA DE RETEN	<b>1</b>			
<b>4503-ET</b>	<b>SLEEVE</b> MANCHON HULSE MANGUITO	<b>1</b>			
<b>4503-EU</b>	<b>SPOOL</b> TIROIR SPULE BOBINA	<b>1</b>			
<b>4503-EV</b>	<b>PLATE, DRIVE</b> PLAQUE PLATTE PLACA	<b>1</b>			

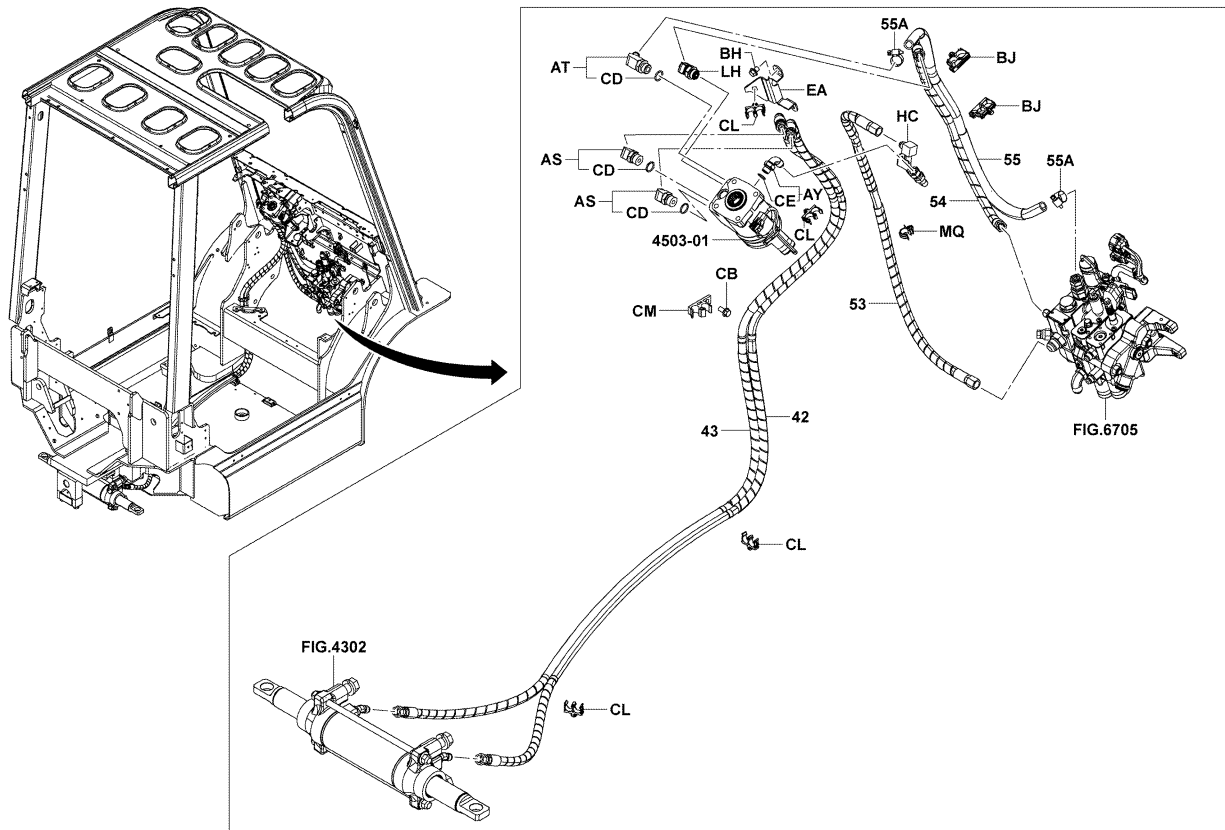
<b>4503</b>		<b>HYDROSTATIC STEERING VALVE</b>		<b>HYDROSTATIK-STEUERVENTIL</b>	
		<b>SOUPAPE DE DIRECTION HYDROSTATIQUE</b>		<b>VALVULA DE DIRECCION HIDROSTATICA</b>	
<b>PART NAME CODE</b>	<b>PART NAME</b>	<b>QTY</b>	<b>PART NAME CODE</b>	<b>PART NAME</b>	<b>QTY</b>



4507

DRAG LINK & STEERING PIPING  
TUYAUTERIE DE DIRECTION & CONTRE-MANIVELLE

LENKSCHUBSTANGE & LEITUNGEN  
BARRA DE DIRECCION Y TUBOS DE DIRECCION



4507-377

4507-377\_

4507

DRAG LINK & STEERING PIPING  
TUYAUTERIE DE DIRECTION & CONTRE-MANIVELLE

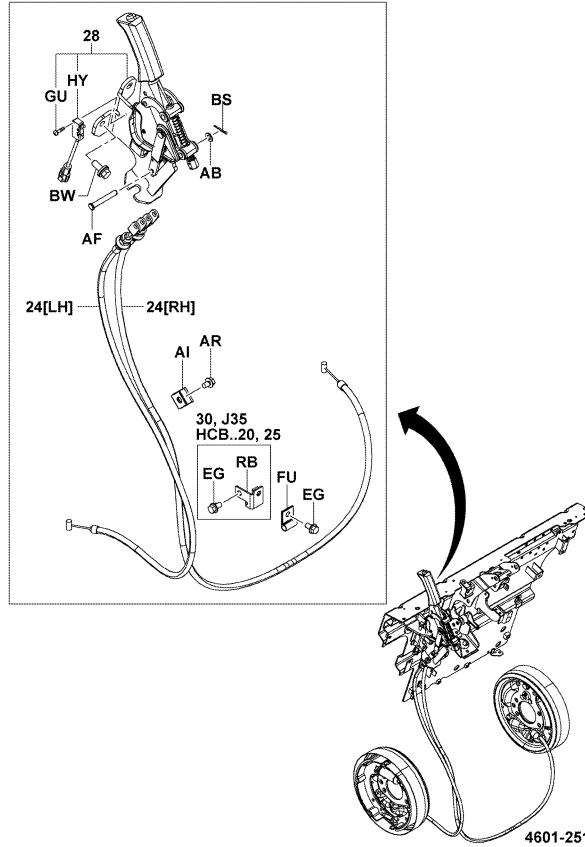
LENKSCHUBSTANGE & LEITUNGEN  
BARRA DE DIRECCION Y TUBOS DE DIRECCION

PART NAME CODE	PART NAME	QTY	PART NAME CODE	PART NAME	QTY
4507-42	HOSE, POWER CYLINDER, NO.1 FLEXIBLE SCHLAUCH MANGUERA	1	4507-BJ	CLAMP PINSE KLEMME ABRAZADERA	2
4507-43	HOSE, POWER CYLINDER, NO.2 FLEXIBLE SCHLAUCH MANGUERA	1	4507-CB	BOLT BOULON SCHRAUBE PERNO	1
4507-53	HOSE, HIGH PRESSURE FLEXIBLE SCHLAUCH MANGUERA	1	4507-CD	RING, O ANNEAU RING ANILLO	3
4507-54	HOSE, HIGH PRESSURE FLEXIBLE SCHLAUCH MANGUERA	1	4507-CE	RING, O ANNEAU RING ANILLO	1
4507-55	HOSE, LOW PRESSURE FLEXIBLE SCHLAUCH MANGUERA	1	4507-CL	CLAMP PINSE KLEMME ABRAZADERA	4
4507-55A	CLAMP, HOSE PINSE KLEMME ABRAZADERA	2	4507-CM	CLAMP PINSE KLEMME ABRAZADERA	1
4507-AS	FITTING RACCORD ANSCHLUSSTUCK ACOPLADOR	2	4507-EA	BRACKET SUPPORT TRAGER SOPORTE	1
4507-AT	FITTING RACCORD ANSCHLUSSTUCK ACOPLADOR	1	4507-HC	PIPE SUB-ASSY SOUS-ENS. DE TUYAU ROHR-TEILGRUPPE SUBCONJUNTO DE TUBO	1
4507-AY	FITTING RACCORD ANSCHLUSSTUCK ACOPLADOR	1	4507-LH	VALVE ASSY, CHECK ENS. DE SOUPAPE VENTIL, VOLLST. CONJUNTO DE VALVULA	1
4507-BH	BOLT BOULON SCHRAUBE PERNO	2	4507-MQ	CLAMP PINSE KLEMME ABRAZADERA	2

**4601**

**PARKING BRAKE  
FREIN DE STATIONNEMENT**

**FESTSTELLBREMSE  
FRENO DE ESTACIONAMIENTO**



4601-251\_

**4601**

**PARKING BRAKE  
FREIN DE STATIONNEMENT**

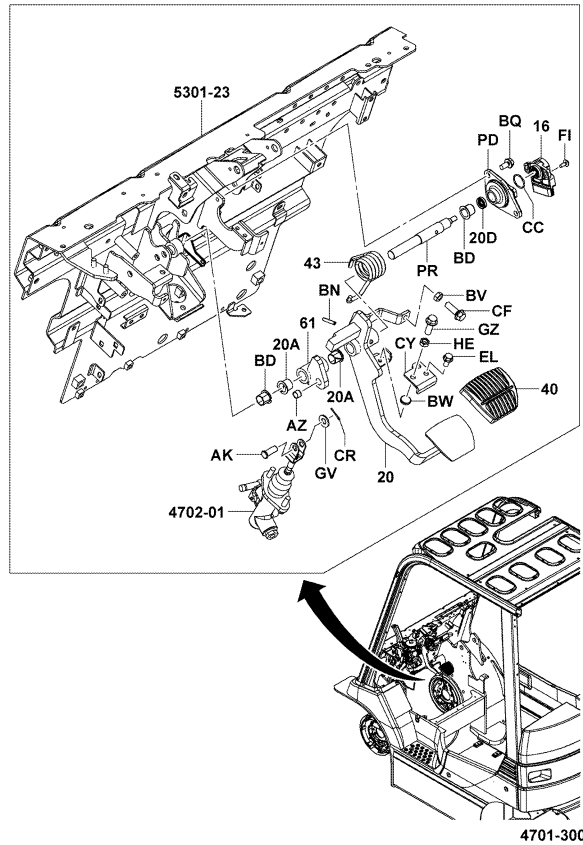
**FESTSTELLBREMSE  
FRENO DE ESTACIONAMIENTO**

PART NAME CODE	PART NAME	QTY	PART NAME CODE	PART NAME	QTY
4601-24	CABLE SUB-ASSY, PARKING BRAKE, NO.1 SOUS-ENS. DE CABLE SEILZUG-TEILGRUPPE SUBCONJUNTO DE CABLE	1	4601-GU	SCREW VIS SCHRAUBE TORNILLO	2
4601-28	LEVER SUB-ASSY, PARKING BRAKE SOUS-ENS. DE LEVIER HEBEL-TEILGRUPPE SUBCONJUNTO DE LA PALANCA	1	4601-HY	SWITCH, LIMIT INTERRUPTEUR SCHALTER INTERRUPTOR	1
4601-AB	WASHER, PLATE RODELLE UNTERLEGSSCHEIBE ARANDELA	1	4601-RB	BRACKET SUB-ASSY SOUS-ENS. DE SUPPORT TRAGER-TEILGRUPPE SUBCONJUNTO DE LA SOPORTE	1
4601-AF	PIN, W/HOLE GOUPILLE STIFT PASADOR	1			
4601-AI	CLAMP PINSE KLEMME ABRAZADERA	1			
4601-AR	BOLT BOULON SCHRAUBE PERNO	1			
4601-BS	PIN, COTTER GOUPILLE STIFT PASADOR	1			
4601-BW	BOLT BOULON SCHRAUBE PERNO	2			
4601-EG	BOLT BOULON SCHRAUBE PERNO	1-2			
4601-FU	CLAMP PINSE KLEMME ABRAZADERA	1			

4701

BRAKE PEDAL  
PEDALE DE FREIN

BREMSPEDAL  
PEDAL DEL FRENO



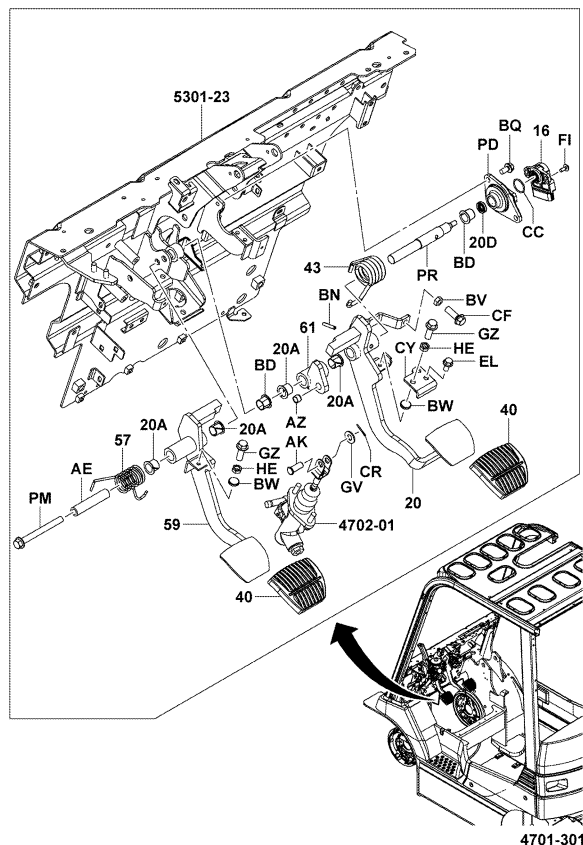
4701-300\_

4701

BRAKE PEDAL  
PEDALE DE FREIN

BREMSPEDAL  
PEDAL DEL FRENO

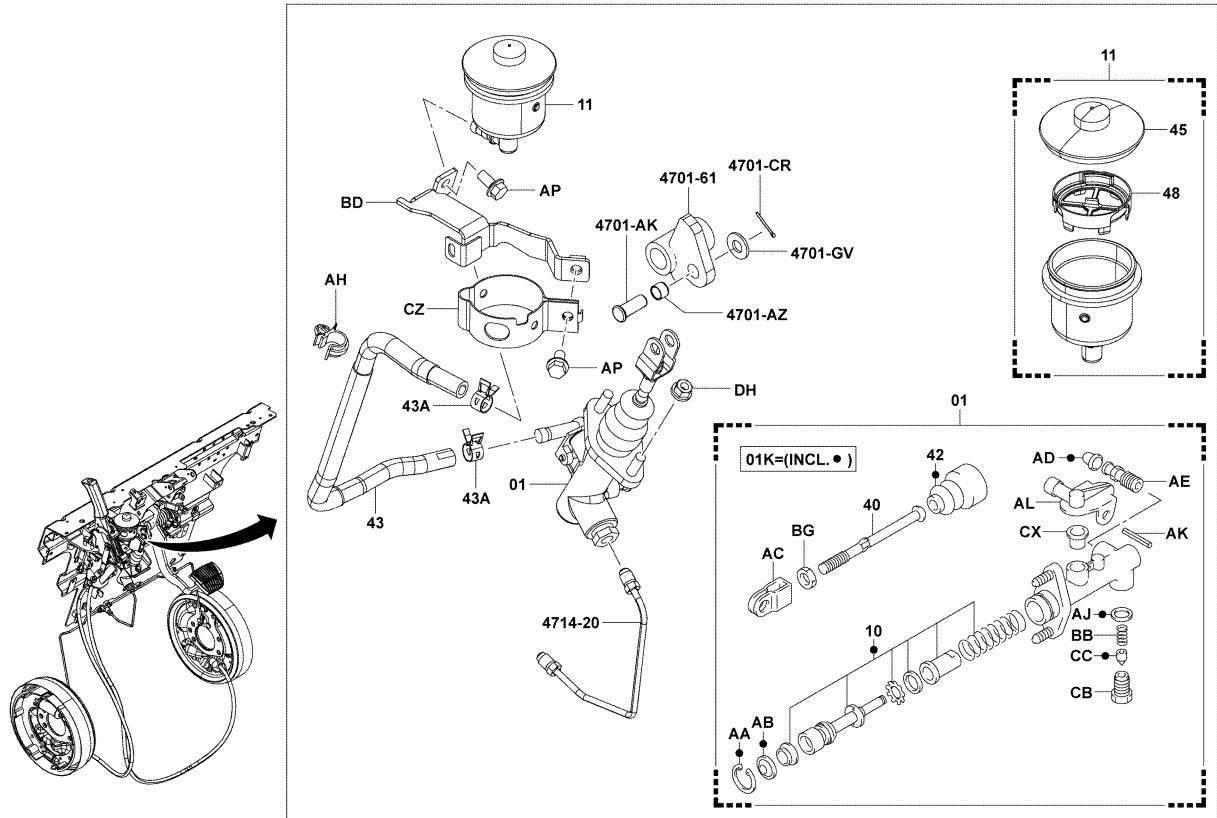
(2-PEDAL)



4701-301\_

4701		BRAKE PEDAL PEDALE DE FREIN		BREMSPEDAL PEDAL DEL FRENO	
PART NAME CODE	PART NAME	QTY	PART NAME CODE	PART NAME	QTY
4701-16	SENSOR ASSY, ROTARY POSITION ENS. DE DETECTEUR SENSOR, VOLLST. CONJUNTO DEL SENSOR	1	4701-AK	PIN, W/HOLE GOUVILLE STIFT PASADOR	1
4701-20	PEDAL SUB-ASSY, BRAKE SOUS-ENS. DE PEDALE PEDAL-TEILGRUPPE SUBCONJUNTO DEL PEDAL	1	4701-AZ	BUSHING BAGUE BUCHSE BUJE	1
4701-20A	BUSHING, BRAKE PEDAL BAGUE BUCHSE BUJE	2-4	4701-BD	BUSHING BAGUE BUCHSE BUJE	2
4701-20D	SEAL, OIL JOINT ABDICHTUNG SELLO	1	4701-BN	PIN, SPRING GOUVILLE STIFT PASADOR	1
4701-40	PAD, PEDAL TAMPON KLOTZ ALMOHADILLA	1-2	4701-BQ	BOLT BOULON SCHRAUBE PERNO	2
4701-43	SPRING, TORSION (FOR PEDAL RETURN) RESSORT FEDER RESORTE	1	4701-BV	NUT ECROU MUTTER TUERCA	1
4701-57	SPRING, TORSION (FOR PEDAL RETURN) RESSORT FEDER RESORTE	1	4701-BW	CUSHION COUSSIN POLSTER ALMOHADILLA	1-2
4701-59	PEDAL SUB-ASSY, BRAKE SOUS-ENS. DE PEDALE PEDAL-TEILGRUPPE SUBCONJUNTO DEL PEDAL	1	4701-CC	RING, O ANNEAU RING ANILLO	1
4701-61	LINK SUB-ASSY, BRAKE SOUS-ENS. DE TRINGLE GELENKTEIL-TEILGRUPPE SUBCONJUNTO DE LA ARTICULACION	1	4701-CF	BOLT BOULON SCHRAUBE PERNO	1
4701-AE	SPACER ENTRETOISE DISTANZSTUCK SEPARADOR	1	4701-CR	PIN, COTTER GOUVILLE STIFT PASADOR	1

4701		BRAKE PEDAL PEDALE DE FREIN		BREMSPEDAL PEDAL DEL FRENO	
PART NAME CODE	PART NAME	QTY	PART NAME CODE	PART NAME	QTY
4701-CY	PLATE PLAQUE PLATTE PLACA	1			
4701-EL	BOLT BOULON SCHRAUBE PERNO	2			
4701-FI	SCREW VIS SCHRAUBE TORNILLO	2			
4701-GV	WASHER, PLATE RODELLE UNTERLEGSSCHEIBE ARANDELA	1			
4701-GZ	BOLT BOULON SCHRAUBE PERNO	1-2			
4701-HE	NUT ECROU MUTTER TUERCA	1-2			
4701-PD	BRACKET SUB-ASSY SOUS-ENS. DE SUPPORT TRAGER-TEILGRUPPE SUBCONJUNTO DE LA SOPORTE	1			
4701-PM	BOLT BOULON SCHRAUBE PERNO	1			
4701-PR	SHAFT ARBRE WELLE EJE	1			

**4702****BRAKE MASTER CYLINDER**  
**MAITRE-CYLINDRE DE FREIN****HAUPTBREMSZYLINDER**  
**CILINDRO PRINCIPAL DEL FRENO**

4702-141

4702-141\_

**4702****BRAKE MASTER CYLINDER**  
**MAITRE-CYLINDRE DE FREIN****HAUPTBREMSZYLINDER**  
**CILINDRO PRINCIPAL DEL FRENO**

PART NAME CODE	PART NAME	QTY	PART NAME CODE	PART NAME	QTY
4702-01	CYLINDER ASSY, MASTER ENS. DE CYLINDRE ZYLINDER, VOLLST. CONJUNTO DEL CILINDRO	1	4702-AA	RING, HOLE SNAP ANNEAU RING ANILLO	1
4702-01K	CYLINDER O/H KIT, MASTER JEU O/H DE CYLINDRE ZYLINDER-7 BERHOLSATZ JUEGO O/H DEL CILINDRO	1	4702-AB	PLATE, PISTON STOP PLAQUE PLATTE PLACA	1
4702-10	PISTON SUB-ASSY, MASTER CYLINDER SOUS-ENS. DE PISTON KOLBEN-TEILGRUPPE SUBCONJUNTO DEL PISTON	1	4702-AC	CLEVIS, PUSH ROD CHAPE GABELKOPF GRILLETE	1
4702-11	RESERVOIR SET, MASTER CYLINDER JEU DE RESERVOIR BEHALTERSATZ JUEGO DEL DEPOSITO	1	4702-AD	CAP, BLEEDER PLUG CAPUCHON KAPPE TAPA	1
4702-40	ROD, PUSH BIELLE STANGE VARILLA	1	4702-AE	PLUG, BLEEDER BOUCHON STOPFEN TAPON	1
4702-42	BOOT COFFRE MANSCHETTE FORRO	1	4702-AH	CLIP AGRAFE CLIP FIJADOR	2
4702-43	HOSE, RESERVOIR FLEXIBLE SCHLAUCH MANGUERA	1	4702-AJ	GASKET JOINT DICHTUNG EMPAQUETADURA	1
4702-43A	CLAMP, HOSE PINSE KLEMME ABRAZADERA	1	4702-AK	PIN GOUPILLE STIFT PASADOR	1
4702-45	CAP, RESERVOIR CAPUCHON KAPPE TAPA	1	4702-AL	UNION RACCORD ROHRVERSCHRAUBUNG UNION	1
4702-48	STRAINER TAMIS SIEB COLADOR	1	4702-AP	BOLT BOULON SCHRAUBE PERNO	2

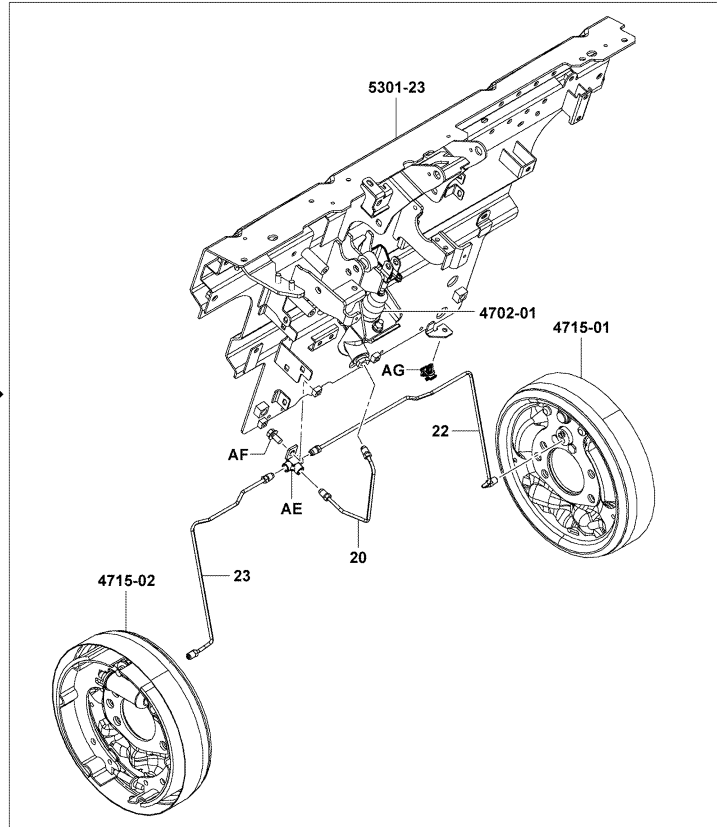
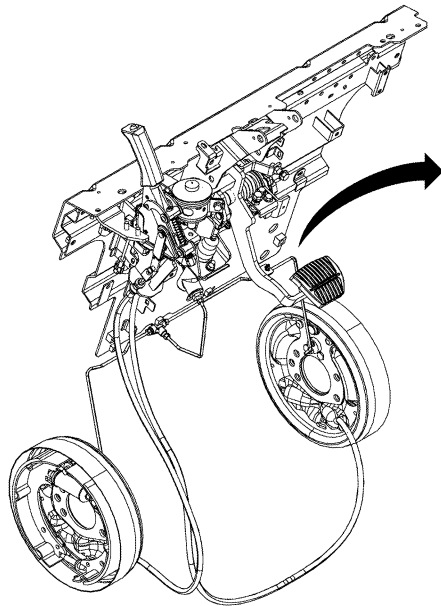
<b>4702</b>		<b>BRAKE MASTER CYLINDER MAITRE-CYLINDRE DE FREIN</b>		<b>HAUPTBREMSZYLINDER CILINDRO PRINCIPAL DEL FRENO</b>	
<b>PART NAME CODE</b>	<b>PART NAME</b>	<b>QTY</b>	<b>PART NAME CODE</b>	<b>PART NAME</b>	<b>QTY</b>
<b>4702-BB</b>	<b>SPRING, COMPRESSION</b> ----- RESSORT FEDER RESORTE	<b>1</b>			
<b>4702-BD</b>	<b>BRACKET SUB-ASSY, RESERVOIR TANK</b> ----- SOUS-ENS. DE SUPPORT TRAGER-TEILGRUPPE SUBCONJUNTO DE LA SOPORTE	<b>1</b>			
<b>4702-BG</b>	<b>NUT</b> ----- ECROU MUTTER TUERCA	<b>1</b>			
<b>4702-CB</b>	<b>PLUG, FLUID OUTLET</b> ----- BOUCHON STOPFEN TAPON	<b>1</b>			
<b>4702-CC</b>	<b>VALVE, OUTLET CHECK</b> ----- SOUPAPE VENTIL VALVULA	<b>1</b>			
<b>4702-CX</b>	<b>GROMMET</b> ----- RONDELLE ISOLANTE DURCHFUEHRUNG ANILLO PROTECTOR	<b>1</b>			
<b>4702-CZ</b>	<b>BAND, RESERVOIR TANK</b> ----- BANDE BAND BANDA	<b>1</b>			
<b>4702-DH</b>	<b>NUT</b> ----- ECROU MUTTER TUERCA	<b>2</b>			

<b>4702</b>		<b>BRAKE MASTER CYLINDER MAITRE-CYLINDRE DE FREIN</b>		<b>HAUPTBREMSZYLINDER CILINDRO PRINCIPAL DEL FRENO</b>	
<b>PART NAME CODE</b>	<b>PART NAME</b>	<b>QTY</b>	<b>PART NAME CODE</b>	<b>PART NAME</b>	<b>QTY</b>

**4714**

**BRAKE PIPE  
TUYAUTERIE DE FREIN**

**BREMSROHRLEITUNG  
TUBO DEL FRENO**



4714-360

4714-360\_

**4714**

**BRAKE PIPE  
TUYAUTERIE DE FREIN**

**BREMSROHRLEITUNG  
TUBO DEL FRENO**

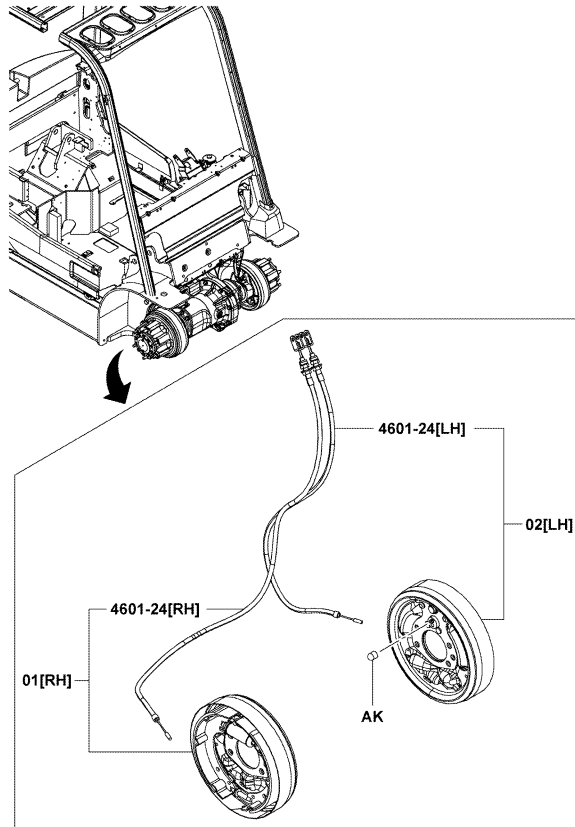
PART NAME CODE	PART NAME	QTY	PART NAME CODE	PART NAME	QTY
4714-20	PIPE SUB-ASSY, BRAKE, MAIN NO.1 SOUS-ENS. DE TUYAU ROHR-TEILGRUPPE SUBCONJUNTO DE TUBO	1			
4714-22	PIPE SUB-ASSY, BRAKE, RH NO.1 SOUS-ENS. DE TUYAU ROHR-TEILGRUPPE SUBCONJUNTO DE TUBO	1			
4714-23	PIPE SUB-ASSY, BRAKE, LH NO.1 SOUS-ENS. DE TUYAU ROHR-TEILGRUPPE SUBCONJUNTO DE TUBO	1			
4714-AE	3-WAY 3 SENS DREIWEG-VERTEILER 3 VIAS	1			
4714-AF	BOLT BOULON SCHRAUBE PERNO	1			
4714-AG	CLAMP PINSE KLEMME ABRAZADERA	1			

4715

DRUM BRAKE  
FREIN A TAMBOUR

TROMMELBREMSE  
FRENO DE TAMBOR

[ASSY]



4715-152

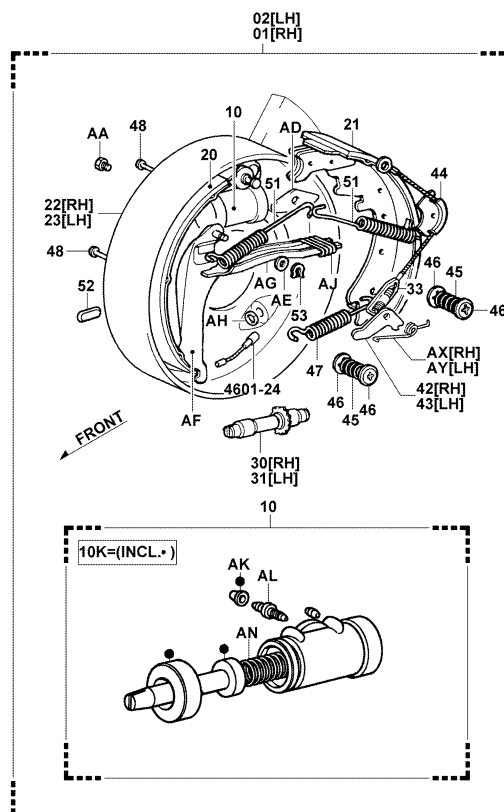
4715-152\_

4715

DRUM BRAKE  
FREIN A TAMBOUR

TROMMELBREMSE  
FRENO DE TAMBOR

HBT..10,14,15,18 [INNER PARTS]



4715-155

4715-155\_

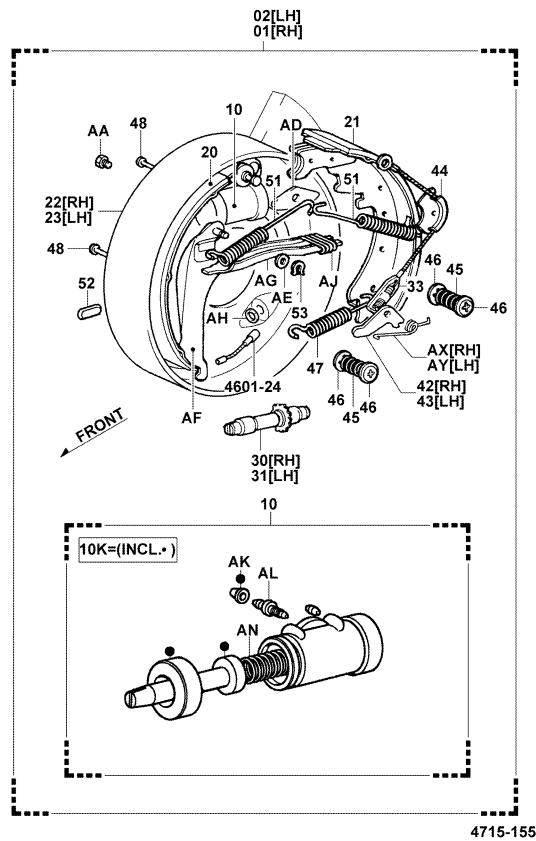


4715

DRUM BRAKE  
FREIN A TAMBOUR

TROMMELBREMSE  
FRENO DE TAMBOR

STM..10,14,15,18 [INNER PARTS]



4715-155

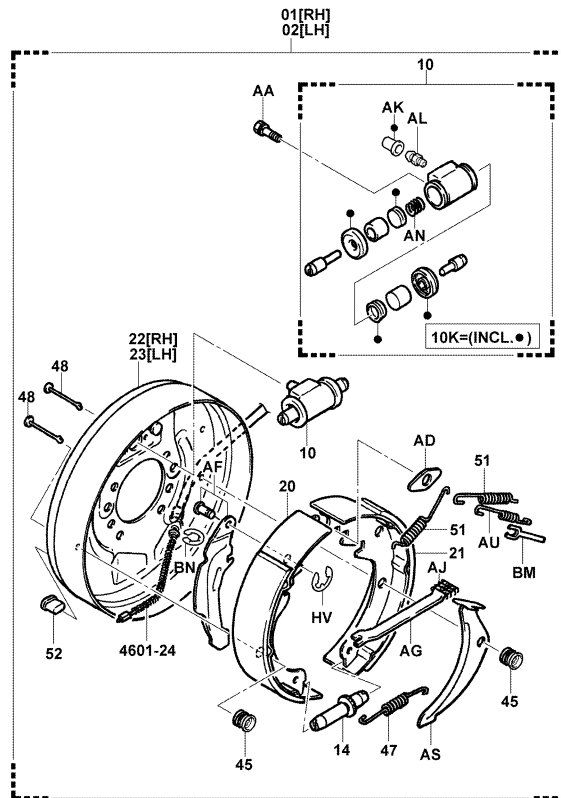
4715-155\_

4715

DRUM BRAKE  
FREIN A TAMBOUR

TROMMELBREMSE  
FRENO DE TAMBOR

20,25,30 [INNER PARTS]



4715-125A

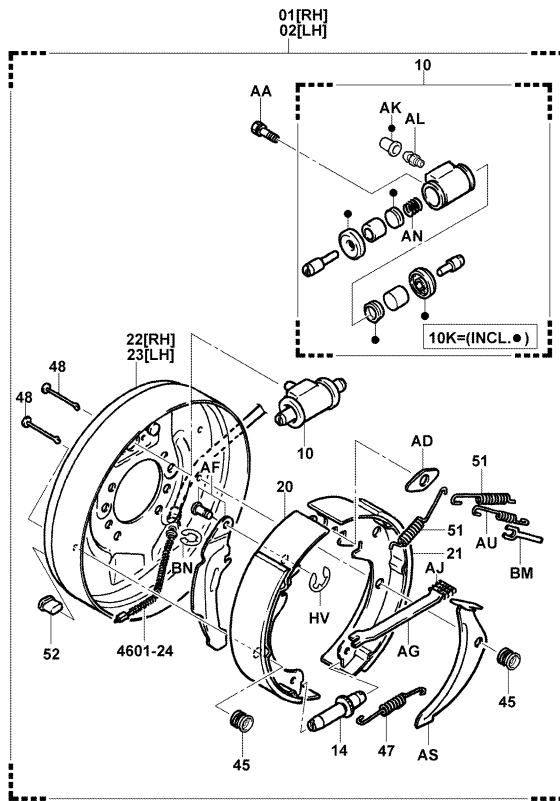
4715-125A

4715

DRUM BRAKE  
FREIN A TAMBOUR

TROMMELBREMSE  
FRENO DE TAMBOR

HCB..15 [INNER PARTS]



4715-125A

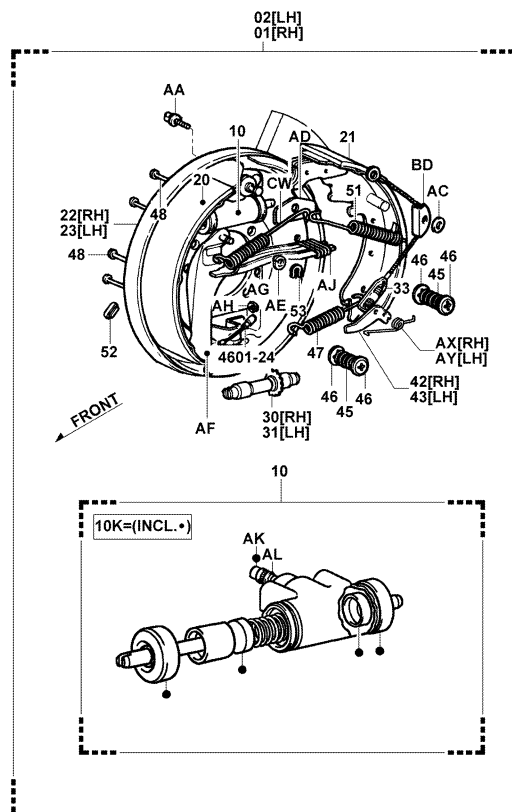
4715-125A

4715

DRUM BRAKE  
FREIN A TAMBOUR

TROMMELBREMSE  
FRENO DE TAMBOR

J35 [INNER PARTS]



4715-154

4715-154\_

4715		DRUM BRAKE FREIN A TAMBOUR		TROMMELBREMSE FRENO DE TAMBOR	
PART NAME CODE	PART NAME	QTY	PART NAME CODE	PART NAME	QTY
4715-01	BRAKE ASSY, RH ENS. DE FREIN BREMSE, VOLLST. CONJUNTO DEL FRENO	1	4715-31	SCREW SUB-ASSY, ADJUSTING, LH SOUS-ENS. DE VIS SCHRAUBEN-TEILGRUPPE SUBCONJUNTO DEL TORNILLO	1
4715-02	BRAKE ASSY, LH ENS. DE FREIN BREMSE, VOLLST. CONJUNTO DEL FRENO	1	4715-33	CABLE & FITTING SUB-ASSY SOUS-ENS. DE CABLE & FIXATION SEILZUG & ZUBEHÖR, TEILGRUPPE SUBCONJUNTO DE CABLE Y ACCESORIOS	1
4715-10	CYLINDER ASSY, WHEEL ENS. DE CYLINDRE ZYLINDER, VOLLST. CONJUNTO DEL CILINDRO	1	4715-42	LEVER, AUTOMATIC ADJUSTMENT, RH LEVIER HEBEL PALANCA	1
4715-10K	CYLINDER O/H KIT, WHEEL JEU O/H DE CYLINDRE ZYLINDER-? BERHOLSATZ JUEGO O/H DEL CILINDRO	2	4715-43	LEVER, AUTOMATIC ADJUSTMENT, LH LEVIER HEBEL PALANCA	1
4715-14	ADJUSTER ASSY ENS. DE TENDEUR VERSTELLER, VOLLST. CONJUNTO DEL AJUSTADOR	1	4715-44	GUIDE, CABLE GUIDE FUHRUNG GUÍA	1
4715-20	SHOE SUB-ASSY (FOR FRONT OR UPPER) JEU O/H ECROU DE REGLAGE STELLMUTTER-? BERHOLSATZ JUEGO O/H DE TUEKCAS DE AJUSTE	1-2	4715-45	SPRING, SHOE HOLD DOWN RESSORT FEDER RESORTE	2-4
4715-21	SHOE SUB-ASSY (FOR REAR OR LOWER) JEU O/H ECROU DE REGLAGE STELLMUTTER-? BERHOLSATZ JUEGO O/H DE TUEKCAS DE AJUSTE	1	4715-46	CUP, SHOE HOLD DOWN COUPELLE DICHTMANSCHETTE TAZA	4
4715-22	PLATE SUB-ASSY, BACKING, RH SOUS-ENS. DE PLAQUE PLATTEN-TEILGRUPPE SUBCONJUNTO DE PLACA	1	4715-47	SPRING, ADJUSTER RESSORT FEDER RESORTE	1
4715-23	PLATE SUB-ASSY, BACKING, LH SOUS-ENS. DE PLAQUE PLATTEN-TEILGRUPPE SUBCONJUNTO DE PLACA	1	4715-48	PIN, SHOE HOLD DOWN GOUPIILLE STIFT PASADOR	2-4
4715-30	SCREW SUB-ASSY, ADJUSTING, RH SOUS-ENS. DE VIS SCHRAUBEN-TEILGRUPPE SUBCONJUNTO DEL TORNILLO	1	4715-51	SPRING, ANCHOR TO SHOE RESSORT FEDER RESORTE	1-2

4715		DRUM BRAKE FREIN A TAMBOUR		TROMMELBREMSE FRENO DE TAMBOR	
PART NAME CODE	PART NAME	QTY	PART NAME CODE	PART NAME	QTY
4715-52	COVER, ADJUSTING HOLE COUVERCLE DECKEL CUBIERTA	1	4715-AK	CAP, BLEEDER SCREW CAPUCHON KAPPE TAPA	1-2
4715-53	RING, PARKING LEVER RETAINING ANNEAU RING ANILLO	1	4715-AL	SCREW, BLEEDER VIS SCHRAUBE TORNILLO	1
4715-AA	BOLT & WASHER SET JEU DE BOULON & RONDELLE SCHRAUBE & SCHEIBE, SATZ JUEGO DE PERNOY ARANDELA	2	4715-AN	SPRING, WHEEL CYLINDER RESSORT FEDER RESORTE	1
4715-AC	WASHER RODELLE UNTERLEGSCHIEBE ARANDELA	1	4715-AS	LEVER, PAWL LEVIER HEBEL PALANCA	1
4715-AD	PLATE, SHOE GUIDE PLAQUE PLATTE PLACA	1	4715-AU	SPRING, ACTUATOR RESSORT FEDER RESORTE	1
4715-AE	WASHER, SPRING RODELLE UNTERLEGSCHIEBE ARANDELA	1	4715-AX	SPRING, LEVER RETURN, RH RESSORT FEDER RESORTE	1
4715-AF	LEVER SUB-ASSY, PARKING SOUS-ENS. DE LEVIER HEBEL-TEILGRUPPE SUBCONJUNTO DE LA PALANCA	1	4715-AY	SPRING, LEVER RETURN, LH RESSORT FEDER RESORTE	1
4715-AG	STRUT, LEVER TIRANT DRUCKSTAB TIRANTE	1	4715-BD	SHEAVE, PARKING BRAKE CABLE ROUE SEILROLLE ROLDANA	1
4715-AH	RING, SNAP ANNEAU RING ANILLO	1	4715-BM	STOPPER, POLE LEVER BUTEE ANSCHLAG TOPE	1
4715-AJ	SPRING, STRUT TO SHOE RESSORT FEDER RESORTE	1	4715-BN	RING, E ANNEAU RING ANILLO	1

<b>4715</b>		<b>DRUM BRAKE FREIN A TAMBOUR</b>		<b>TROMMELBREMSE FRENO DE TAMBOR</b>	
<b>PART NAME CODE</b>	<b>PART NAME</b>	<b>QTY</b>	<b>PART NAME CODE</b>	<b>PART NAME</b>	<b>QTY</b>
<b>4715-CW</b>	<b>SPRING, ANCHOR TO SHOE</b> ----- RESSORT FEDER RESORTE	<b>1</b>			
<b>4715-HV</b>	<b>RING, E</b> ----- ANNEAU RING ANILLO	<b>1</b>			

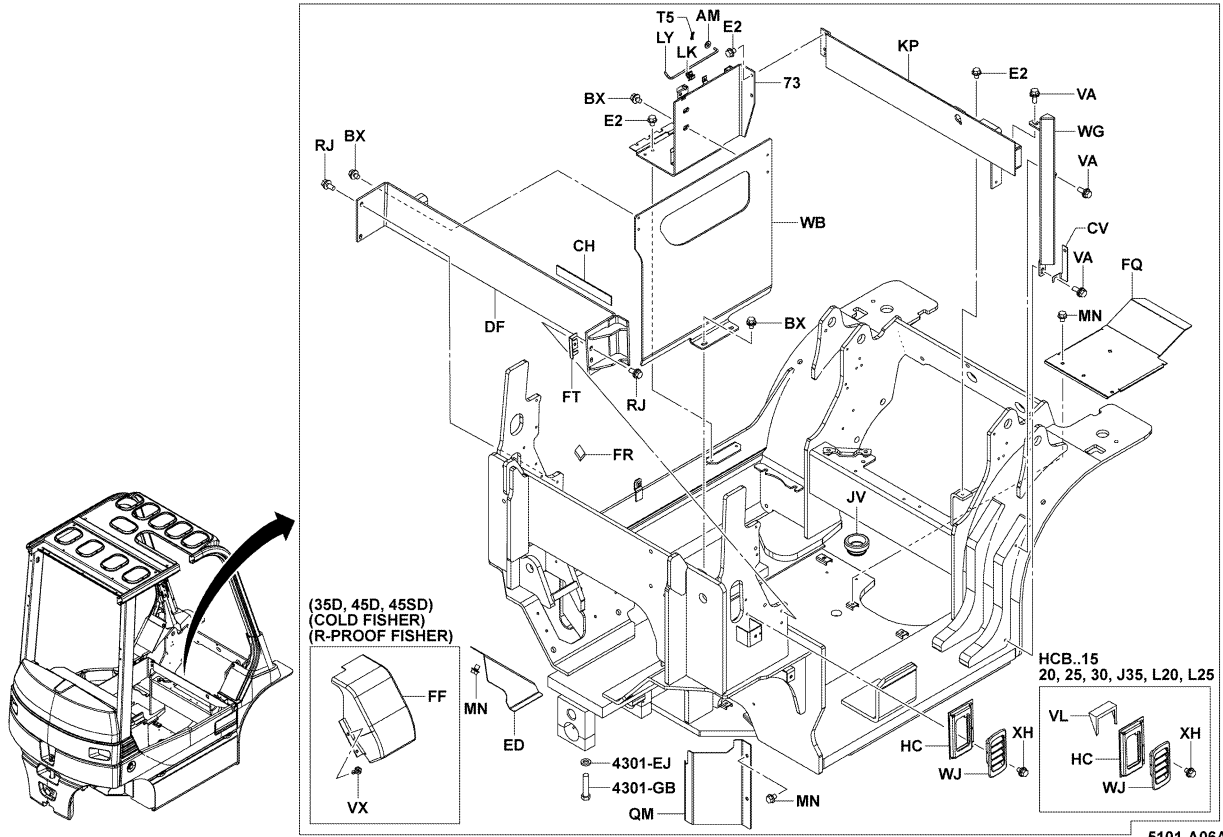
<b>4715</b>		<b>DRUM BRAKE FREIN A TAMBOUR</b>		<b>TROMMELBREMSE FRENO DE TAMBOR</b>	
<b>PART NAME CODE</b>	<b>PART NAME</b>	<b>QTY</b>	<b>PART NAME CODE</b>	<b>PART NAME</b>	<b>QTY</b>

5101

FRAME & WEIGHT  
CADRE & POIDS

RAHMEN & GEGENGEWICHT  
BASTIDOR Y CONTRAPESO

(W/FORK POCKET) [1/2]



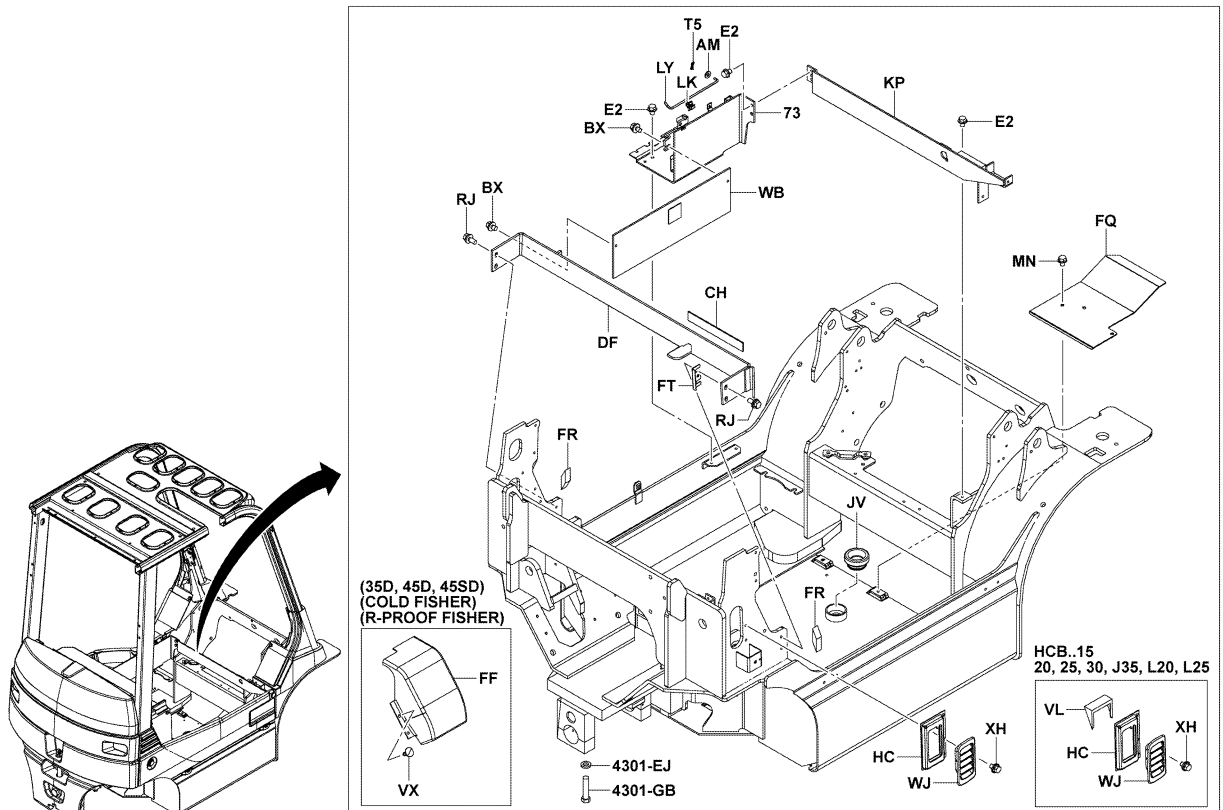
5101-A06A

5101

FRAME & WEIGHT  
CADRE & POIDS

RAHMEN & GEGENGEWICHT  
BASTIDOR Y CONTRAPESO

[1/2]



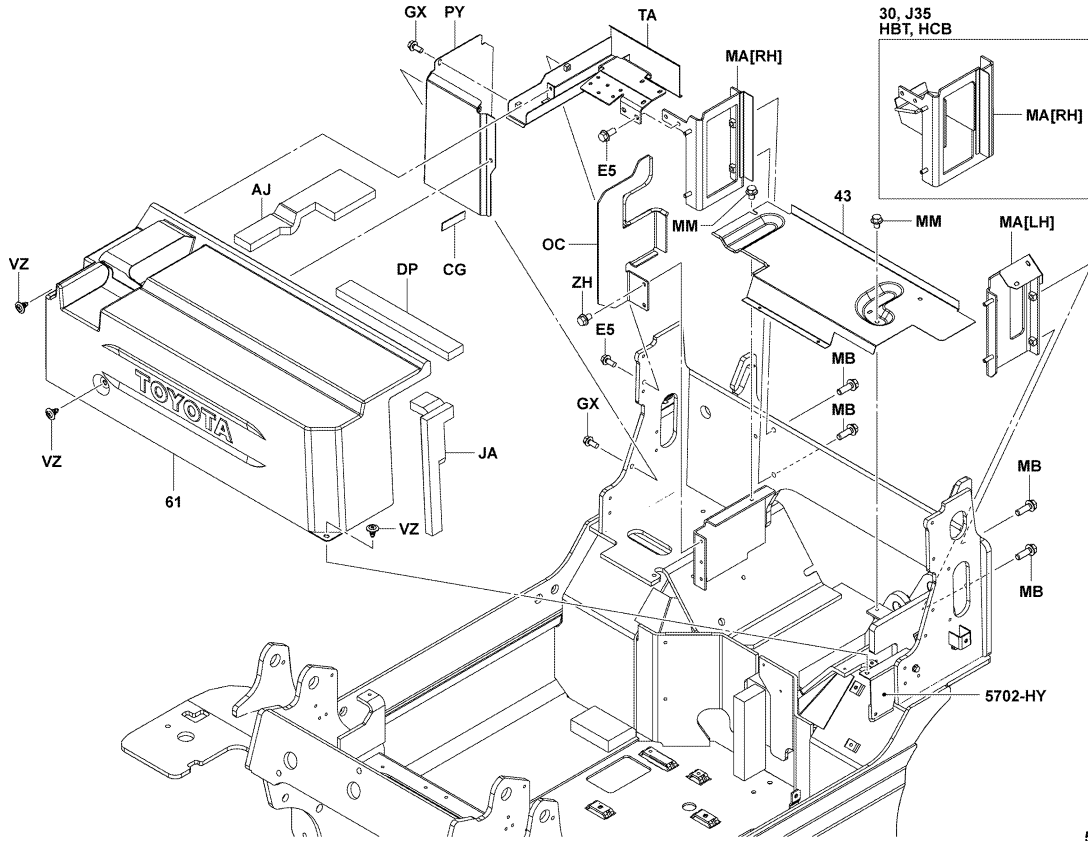
5101-A04A

5101

FRAME & WEIGHT  
CADRE & POIDS

RAHMEN & GEGENGEWICHT  
BASTIDOR Y CONTRAPESO

(45SD, R-PROOF FISHER, COLD FISHER) [2/2]



5101-A13

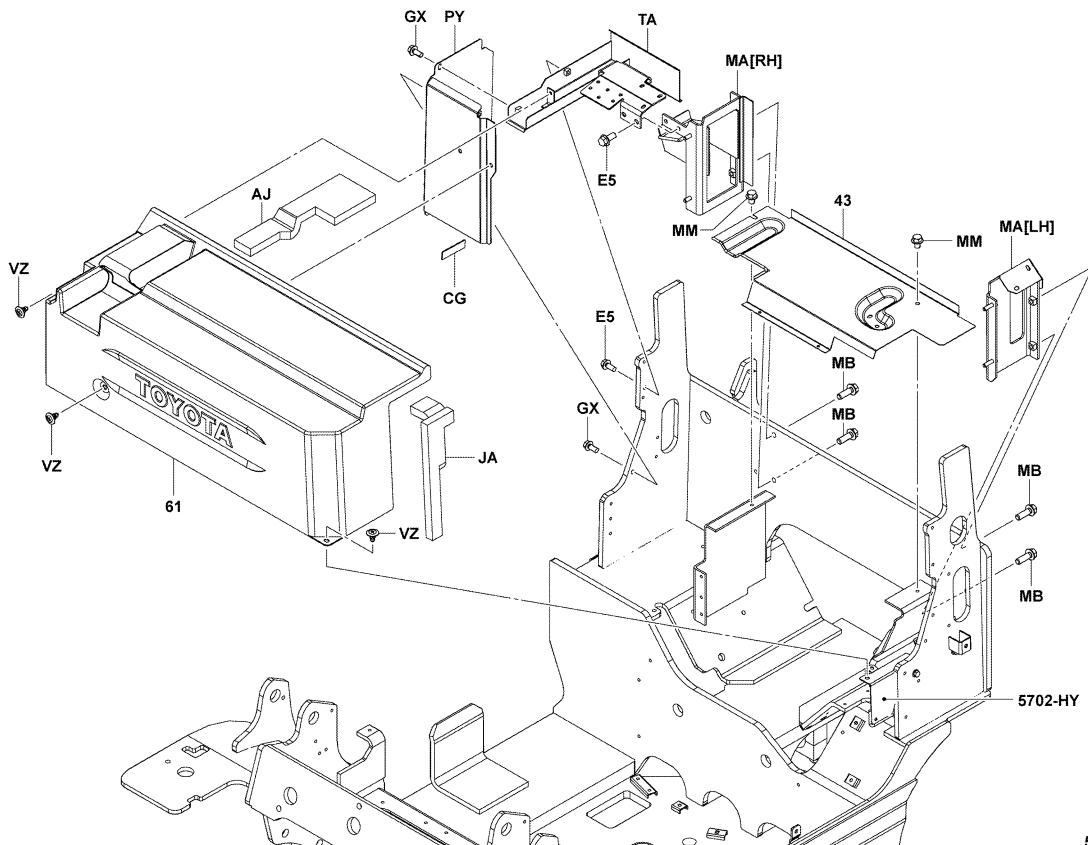
5101-A13\_

5101

FRAME & WEIGHT  
CADRE & POIDS

RAHMEN & GEGENGEWICHT  
BASTIDOR Y CONTRAPESO

(W/FORK POCKET) [2/2]



5101-A12

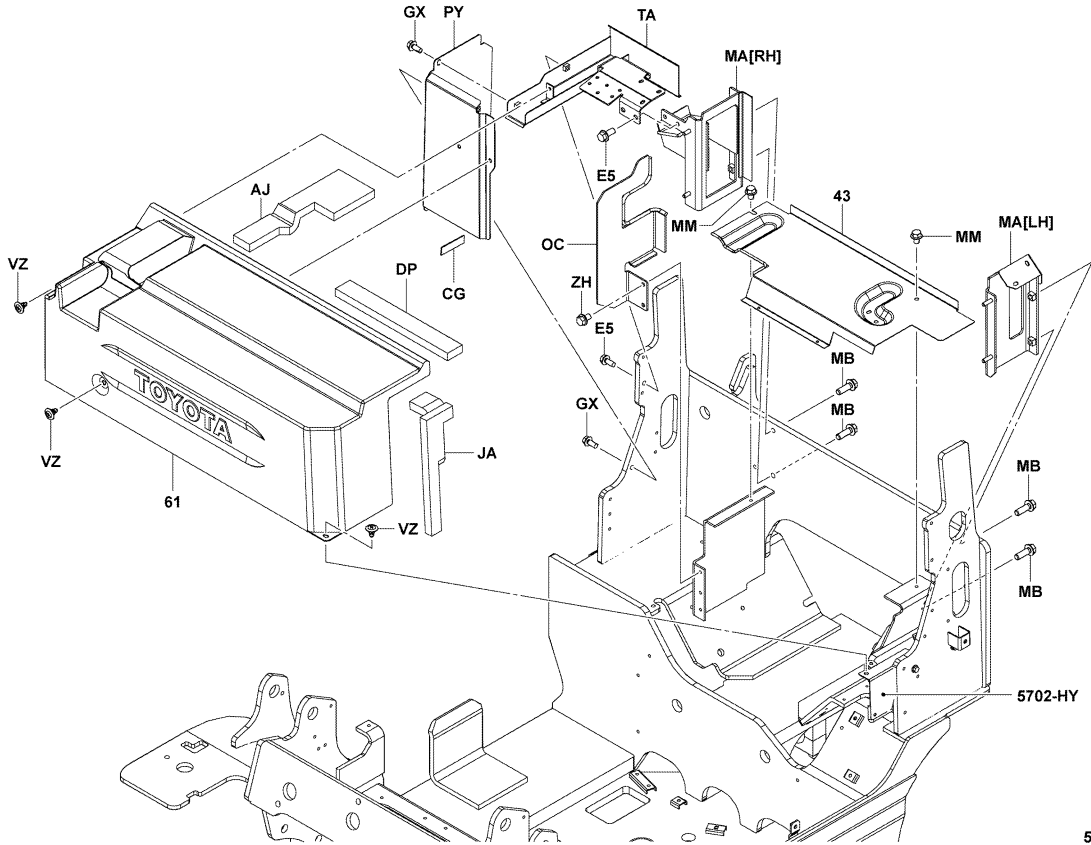
5101-A12\_

5101

FRAME & WEIGHT  
CADRE & POIDS

RAHMEN & GEGENGEWICHT  
BASTIDOR Y CONTRAPESO

(W/FORK POCKET..45SD, R-PROOF FISHER, COLD FISHER) [2/2]



5101-A14

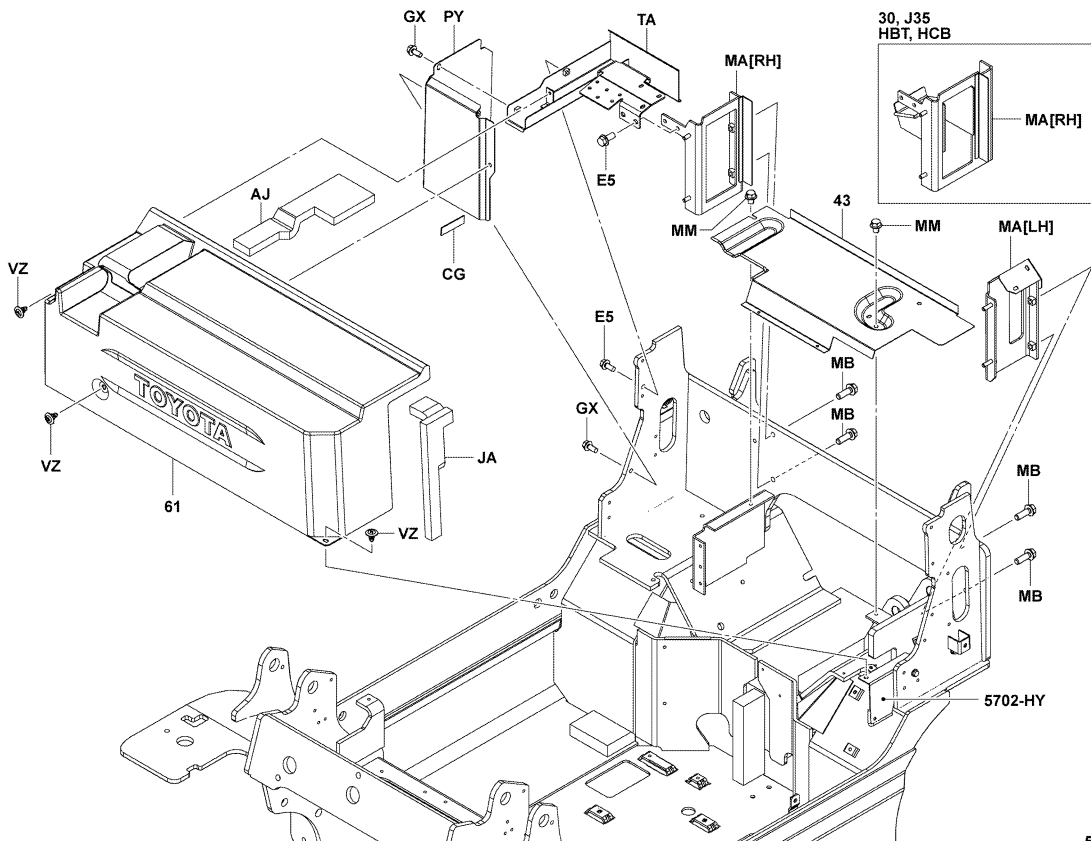
5101-A14\_

5101

FRAME & WEIGHT  
CADRE & POIDS

RAHMEN & GEGENGEWICHT  
BASTIDOR Y CONTRAPESO

[2/2]



5101-A11

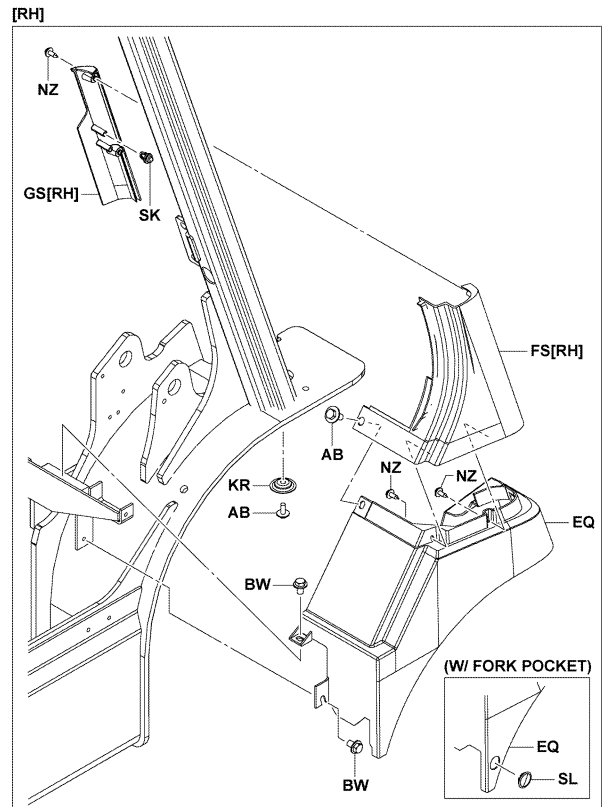
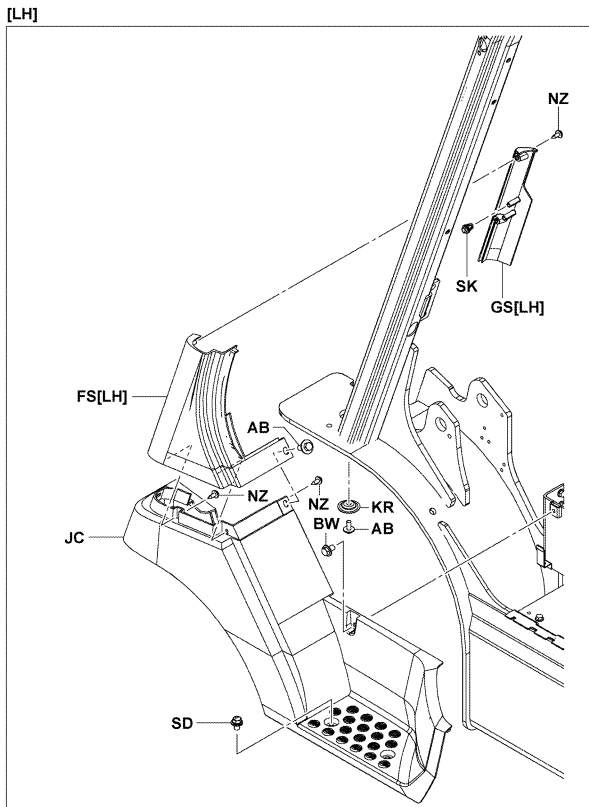
5101-A11\_

5101

FRAME & WEIGHT  
CADRE & POIDS

RAHMEN & GEGENGEWICHT  
BASTIDOR Y CONTRAPESO

[FENDER COVER & STEP]



5101-A10

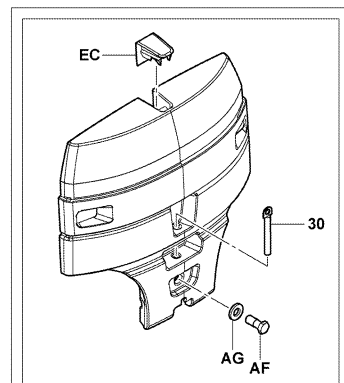
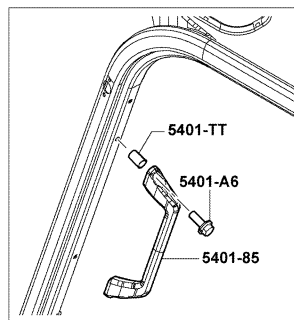
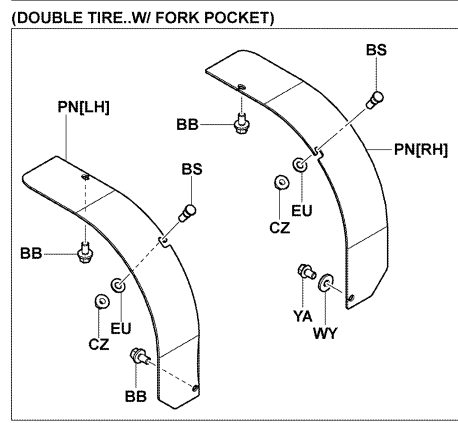
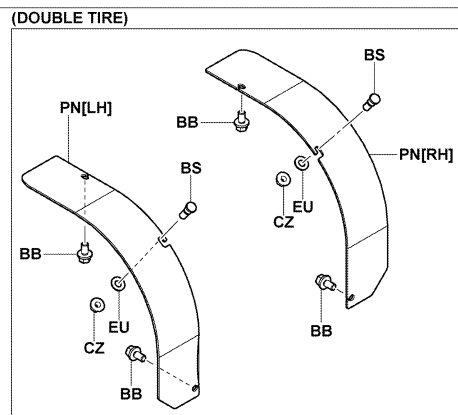
5101-A10\_

5101

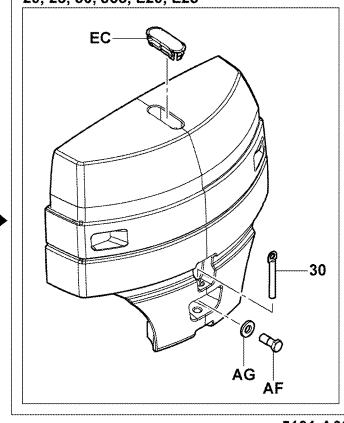
FRAME & WEIGHT  
CADRE & POIDS

RAHMEN & GEGENGEWICHT  
BASTIDOR Y CONTRAPESO

[WEIGHT]

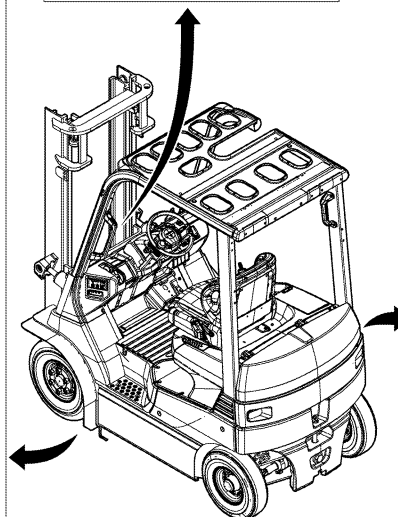


HCB..15  
20, 25, 30, J35, L20, L25



5101-A03

5101-A03\_



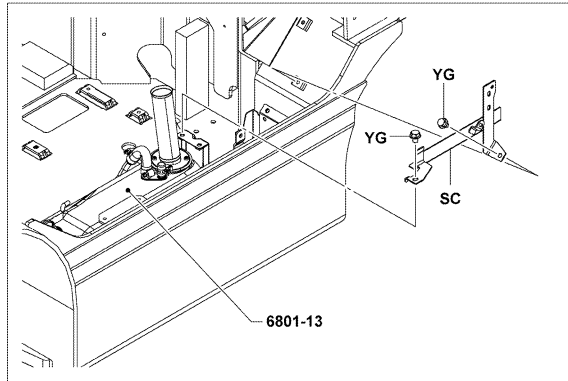


5101

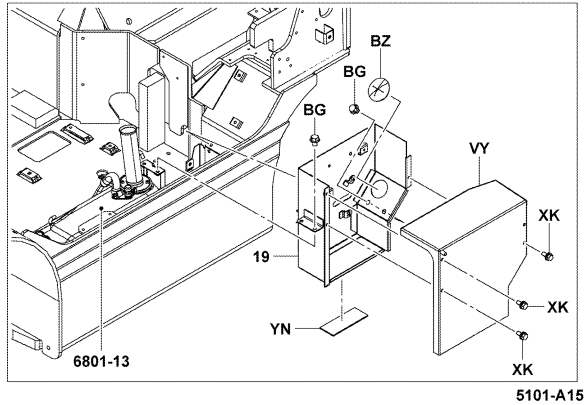
FRAME & WEIGHT  
CADRE & POIDS

RAHMEN & GEGENGEWICHT  
BASTIDOR Y CONTRAPESO

[ACCESSORY BOX]



(12V PWR SUPPLY)  
(TELEMATICS)  
(HEIGHT SELECTOR)



5101-A15\_

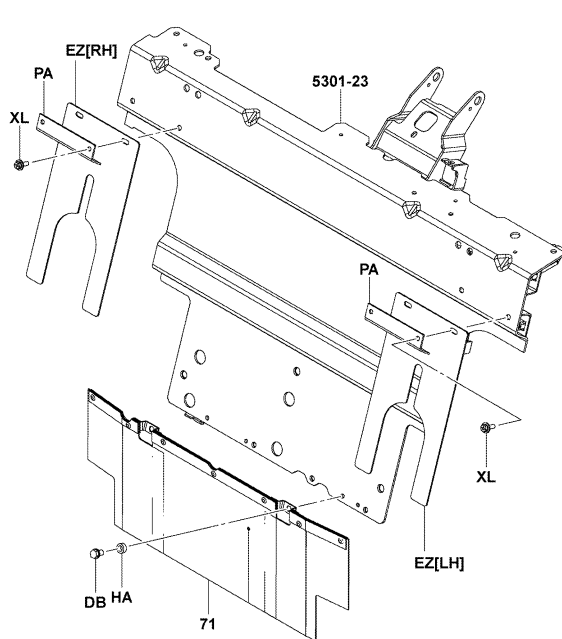
5101

FRAME & WEIGHT  
CADRE & POIDS

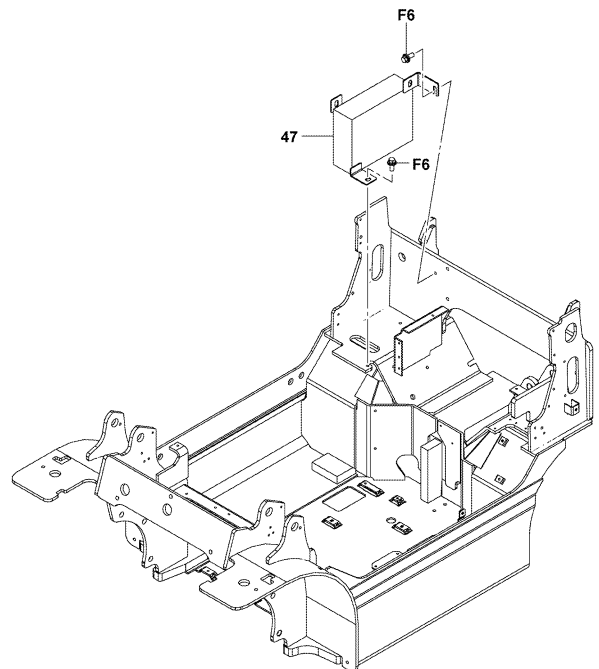
RAHMEN & GEGENGEWICHT  
BASTIDOR Y CONTRAPESO

(R-PROOF FISHER, COLD FISHER) [FRONT COVER]

[SUB WEIGHT]



5101-A17  
5101-A17\_



5101-A16  
5101-A16\_

5101		FRAME & WEIGHT CADRE & POIDS	RAHMEN & GEGENGEWICHT BASTIDOR Y CONTRAPESO		
PART NAME CODE	PART NAME	QTY	PART NAME CODE	PART NAME	QTY
5101-19	CASE SUB-ASSY SOUS-ENS. DE CARTER GEHAUSE-TEILGRUPPE SUBCONJUNTO DE LA CAJA	1	5101-AJ	MAT MAT MATTE ESTERILLA	1
5101-30	DRAWBAR SUB-ASSY SOUS-ENS. DE BARRE D'ATTELAGE ZUGSTANGEN-TEILGRUPPE SUBCONJUNTO DE BARRA DE TRACCION	1	5101-AM	WASHER, PLATE RODELLE UNTERLEGSCHIEBE ARANDELA	1
5101-43	COVER, CONTROL COUVERCLE DECKEL CUBIERTA	1	5101-BB	BOLT BOULON SCHRAUBE PERNO	3-4
5101-47	WEIGHT SUB-ASSY, NO.1 SOUS-ENS. DE POIDS GEWICHT-TEILGRUPPE SUBCONJUNTO DE CONTRAPESO	1	5101-BG	BOLT BOULON SCHRAUBE PERNO	4
5101-61	COVER, CONTROL BOX, UPPER COUVERCLE DECKEL CUBIERTA	1	5101-BS	BOLT BOULON SCHRAUBE PERNO	2
5101-71	COVER SUB-ASSY, FRONT SOUS-ENS. DE COUVERCLE DECKEL-TEILGRUPPE SUBCONJUNTO DE CUBIERTA	1	5101-BW	BOLT BOULON SCHRAUBE PERNO	1-2
5101-73	GUARD SUB-ASSY SOUS-ENS. DE PROTECTEUR SCHUTZBLECH-TEILGRUPPE SUBCONJUNTO DE PROTECTOR	1	5101-BX	BOLT BOULON SCHRAUBE PERNO	2-6
5101-AB	BOLT BOULON SCHRAUBE PERNO	2	5101-BZ	GROMMET RONDELLE ISOLANTE DURCHFUHRUNG ANILLO PROTECTOR	1
5101-AF	BOLT BOULON SCHRAUBE PERNO	1	5101-CG	RUBBER CAOUTCHOUC GUMMI GOMA	1
5101-AG	WASHER, PLATE RODELLE UNTERLEGSCHIEBE ARANDELA	1	5101-CH	RUBBER CAOUTCHOUC GUMMI GOMA	1

5101		FRAME & WEIGHT CADRE & POIDS	RAHMEN & GEGENGEWICHT BASTIDOR Y CONTRAPESO		
PART NAME CODE	PART NAME	QTY	PART NAME CODE	PART NAME	QTY
5101-CV	PLATE PLAQUE PLATTE PLACA	1	5101-EU	WASHER, PLATE RODELLE UNTERLEGSCHIEBE ARANDELA	2
5101-CZ	NUT ECROU MUTTER TUERCA	2	5101-EZ	RUBBER CAOUTCHOUC GUMMI GOMA	1-2
5101-DB	BOLT BOULON SCHRAUBE PERNO	2	5101-F6	BOLT BOULON SCHRAUBE PERNO	2
5101-DF	GUARD SUB-ASSY, REAR SOUS-ENS. DE PROTECTEUR SCHUTZBLECH-TEILGRUPPE SUBCONJUNTO DE PROTECTOR	1	5101-FF	COVER COUVERCLE DECKEL CUBIERTA	1
5101-DP	MAT MAT MATTE ESTERILLA	1	5101-FQ	COVER COUVERCLE DECKEL CUBIERTA	1
5101-E2	BOLT BOULON SCHRAUBE PERNO	5	5101-FR	SPONGE EPONGE SCHWAMM ESPONJA	1-2
5101-E5	BOLT BOULON SCHRAUBE PERNO	3	5101-FS	COVER COUVERCLE DECKEL CUBIERTA	1
5101-EC	CAP CAPUCHON KAPPE TAPA	1	5101-FT	SHIM CALE AUSGLEICHSCHEIBE CALCE	1
5101-ED	COVER COUVERCLE DECKEL CUBIERTA	1	5101-GS	COVER COUVERCLE DECKEL CUBIERTA	1
5101-EQ	COVER, FENDER COUVERCLE DECKEL CUBIERTA	1	5101-GX	BOLT BOULON SCHRAUBE PERNO	2

5101		FRAME & WEIGHT CADRE & POIDS	RAHMEN & GEGENGEWICHT BASTIDOR Y CONTRAPESO		
PART NAME CODE	PART NAME	QTY	PART NAME CODE	PART NAME	QTY
5101-HA	WASHER, PLATE RODELLE UNTERLEGSCHIEBE ARANDELA	2	5101-MB	BOLT BOULON SCHRAUBE PERNO	4
5101-HC	COVER COUVERCLE DECKEL CUBIERTA	1	5101-MM	BOLT BOULON SCHRAUBE PERNO	2
5101-JA	MAT MAT MATTE ESTERILLA	1	5101-MN	BOLT BOULON SCHRAUBE PERNO	2-6
5101-JC	STEP MARCHE STUFE PASO	1	5101-NZ	SCREW VIS SCHRAUBE TORNILLO	8
5101-JV	SEAL JOINT ABDICHTUNG SELLO	1-2	5101-OC	COVER SUB-ASSY SOUS-ENS. DE COUVERCLE DECKEL-TEILGRUPPE SUBCONJUNTO DE CUBIERTA	1
5101-KP	GUARD SUB-ASSY, FRONT SOUS-ENS. DE PROTECTEUR SCHUTZBLECH-TEILGRUPPE SUBCONJUNTO DE PROTECTOR	1	5101-PA	PLATE PLAQUE PLATTE PLACA	2
5101-KR	PLATE PLAQUE PLATTE PLACA	1	5101-PN	FENDER AILE KOTFLUGEL GUARDFANGOS	1
5101-LK	CLIP AGRAFE CLIP FIJADOR	1	5101-PY	COVER COUVERCLE DECKEL CUBIERTA	1
5101-LY	ROD BIELLE STANGE VARILLA	1	5101-QM	COVER COUVERCLE DECKEL CUBIERTA	1
5101-MA	BRACKET SUB-ASSY SOUS-ENS. DE SUPPORT TRAGER-TEILGRUPPE SUBCONJUNTO DE LA SOPORTE	1	5101-RJ	BOLT BOULON SCHRAUBE PERNO	4

5101		FRAME & WEIGHT CADRE & POIDS	RAHMEN & GEGENGEWICHT BASTIDOR Y CONTRAPESO		
PART NAME CODE	PART NAME	QTY	PART NAME CODE	PART NAME	QTY
5101-SC	BRACKET SUB-ASSY, GUIDE SOUS-ENS. DE SUPPORT TRAGER-TEILGRUPPE SUBCONJUNTO DE LA SOPORTE	1	5101-VZ	CLIP AGRAFE CLIP FIJADOR	3
5101-SD	BOLT BOULON SCHRAUBE PERNO	2	5101-WB	GUARD PROTECTEUR SCHUTZBLECH PROTECTOR	1
5101-SK	CLIP AGRAFE CLIP FIJADOR	4	5101-WG	GUARD PROTECTEUR SCHUTZBLECH PROTECTOR	1
5101-SL	CAP CAPUCHON KAPPE TAPA	1	5101-WJ	LOUVER OUIE D'AERATION LUFTSCHLITZ REJILLA DE VENTILACION	1
5101-T5	CLIP AGRAFE CLIP FIJADOR	1	5101-WY	PLATE PLAQUE PLATTE PLACA	1
5101-TA	BRACKET SUB-ASSY SOUS-ENS. DE SUPPORT TRAGER-TEILGRUPPE SUBCONJUNTO DE LA SOPORTE	1	5101-XH	BOLT BOULON SCHRAUBE PERNO	1-2
5101-VA	BOLT BOULON SCHRAUBE PERNO	3	5101-XK	BOLT BOULON SCHRAUBE PERNO	3
5101-VL	COVER COUVERCLE DECKEL CUBIERTA	1	5101-XL	SCREW VIS SCHRAUBE TORNILLO	4
5101-VX	CLIP AGRAFE CLIP FIJADOR	4	5101-YA	BOLT BOULON SCHRAUBE PERNO	1
5101-VY	COVER COUVERCLE DECKEL CUBIERTA	1	5101-YG	BOLT BOULON SCHRAUBE PERNO	2

<b>5101</b>		<b>FRAME &amp; WEIGHT CADRE &amp; POIDS</b>		<b>RAHMEN &amp; GEGENGEWICHT BASTIDOR Y CONTRAPESO</b>	
<b>PART NAME CODE</b>	<b>PART NAME</b>	<b>QTY</b>	<b>PART NAME CODE</b>	<b>PART NAME</b>	<b>QTY</b>
<b>5101-YN</b>	<b>RUBBER</b> ----- CAOUTCHOUC GUMMI GOMA	<b>1</b>			
<b>5101-ZH</b>	<b>BOLT</b> ----- BOULON SCHRAUBE PERNO	<b>2</b>			

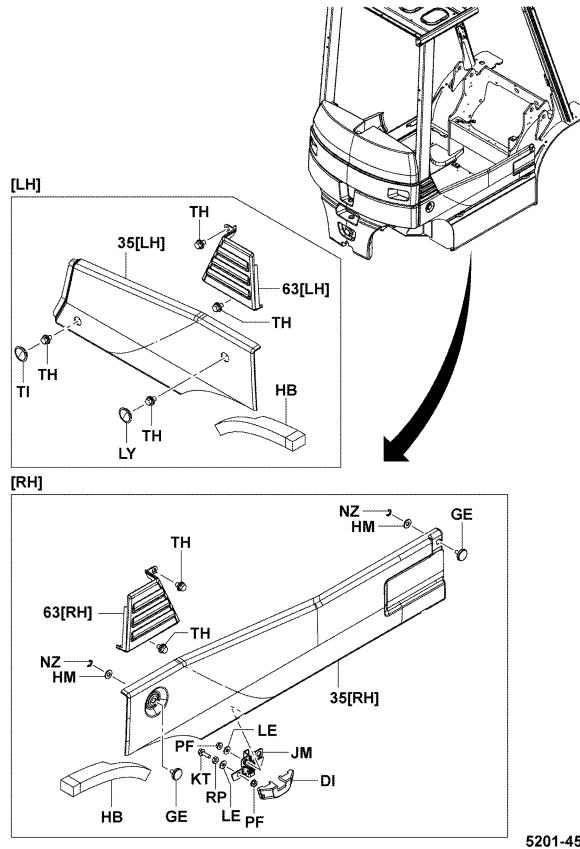
<b>5101</b>		<b>FRAME &amp; WEIGHT CADRE &amp; POIDS</b>		<b>RAHMEN &amp; GEGENGEWICHT BASTIDOR Y CONTRAPESO</b>	
<b>PART NAME CODE</b>	<b>PART NAME</b>	<b>QTY</b>	<b>PART NAME CODE</b>	<b>PART NAME</b>	<b>QTY</b>

5201

HOOD & HINGE  
CAPOT & CHARNIERE

HAUBE & SCHARNIER  
CAPO Y BISAGRA

10,14,15,18



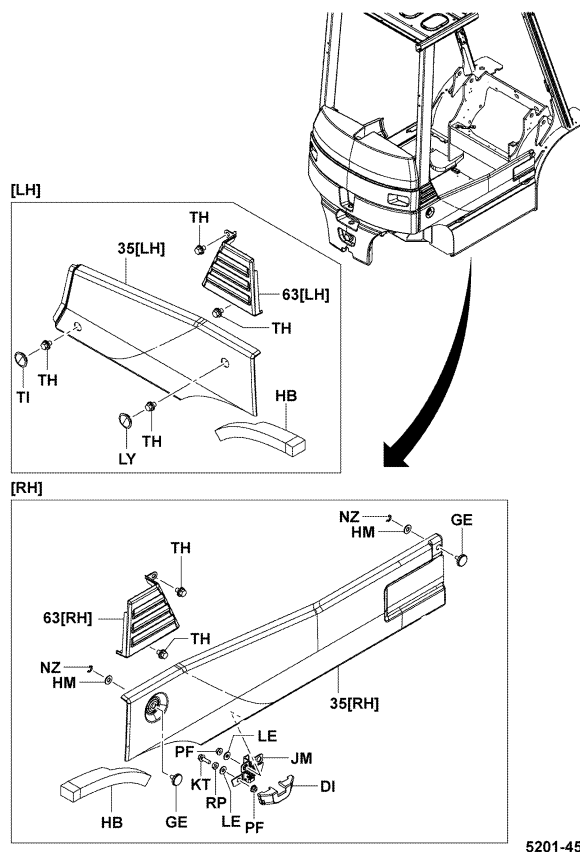
5201-457\_

5201

HOOD & HINGE  
CAPOT & CHARNIERE

HAUBE & SCHARNIER  
CAPO Y BISAGRA

STM,HBT..20,25



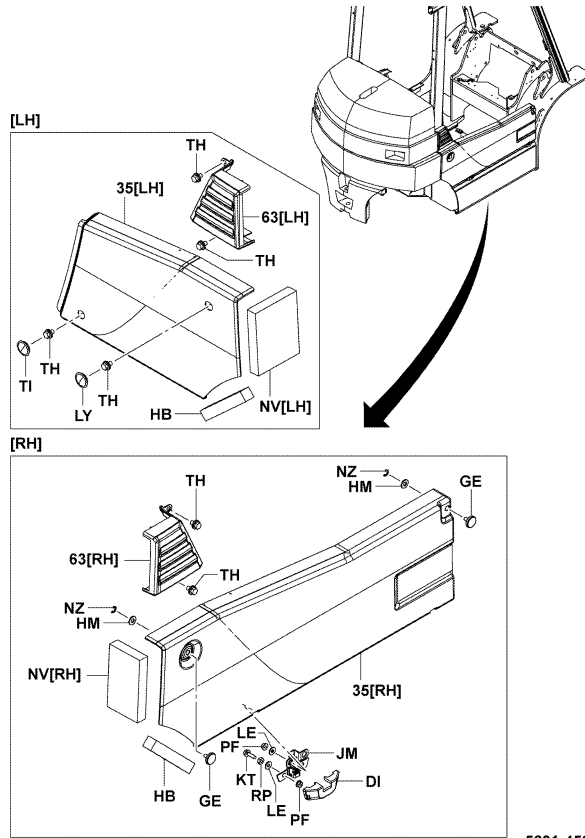
5201-457\_

5201

HOOD & HINGE  
CAPOT & CHARNIERE

HAUBE & SCHARNIER  
CAPO Y BISAGRA

30,J35



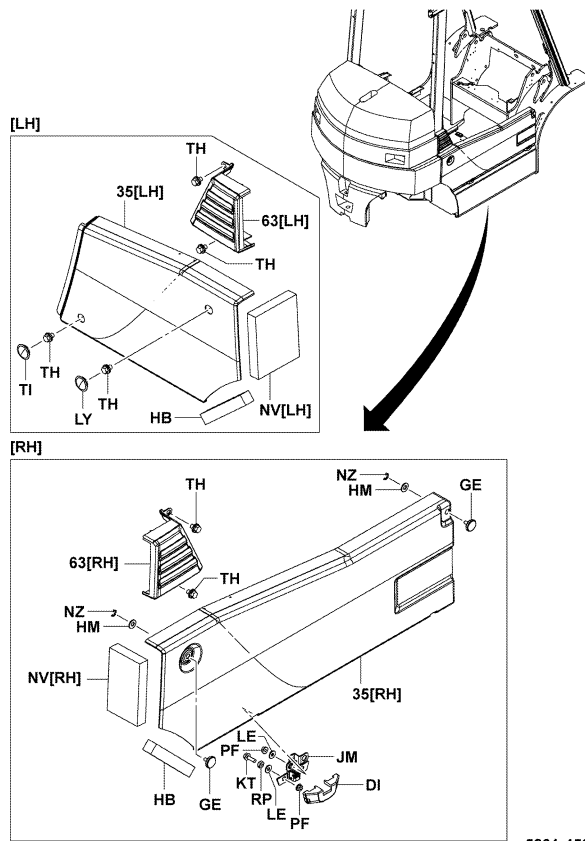
5201-458\_

5201

HOOD & HINGE  
CAPOT & CHARNIERE

HAUBE & SCHARNIER  
CAPO Y BISAGRA

HCB..20,25



5201-458\_

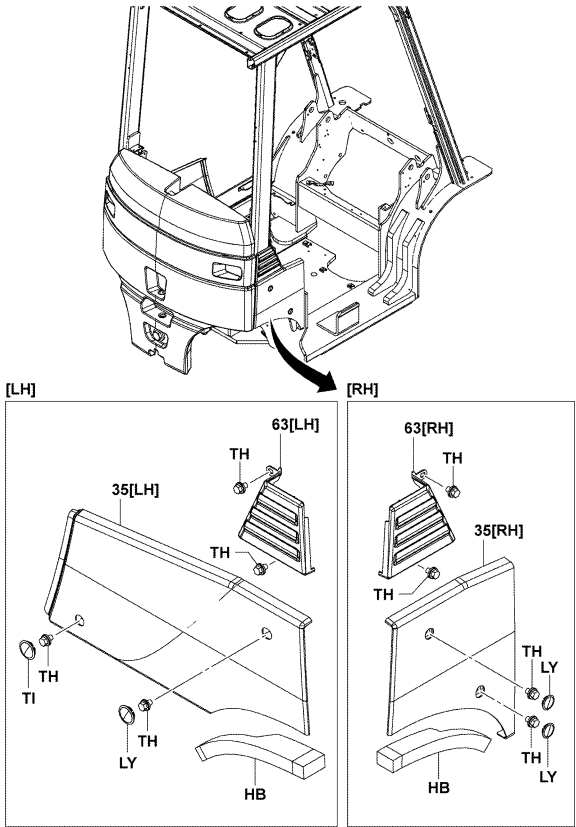
**5201**

**HOOD & HINGE  
CAPOT & CHARNIERE**

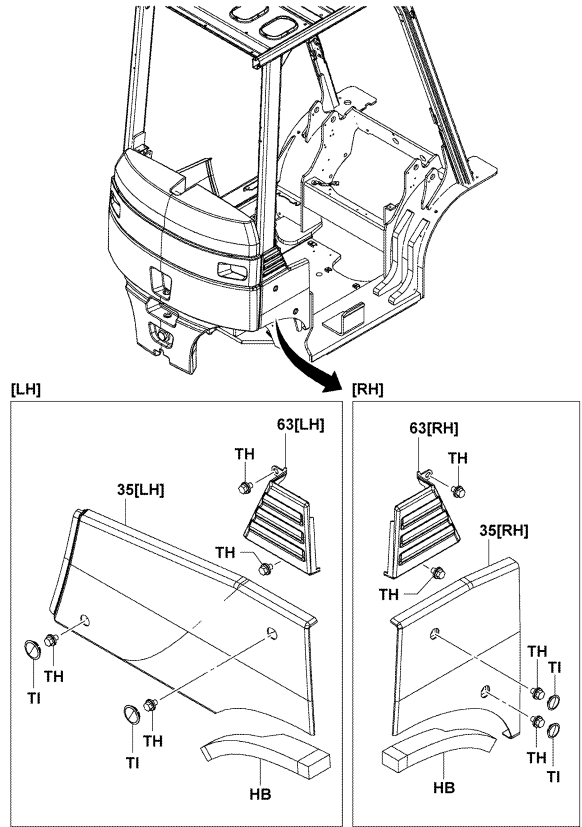
**HAUBE & SCHARNIER  
CAPO Y BISAGRA**

(W/FORK POCKET)

(W/FORK POCKET..ORDER PAINT 1, ORDER PAINT 2, ORDER PAINT 3,



5201-459



5201-464

5201-459

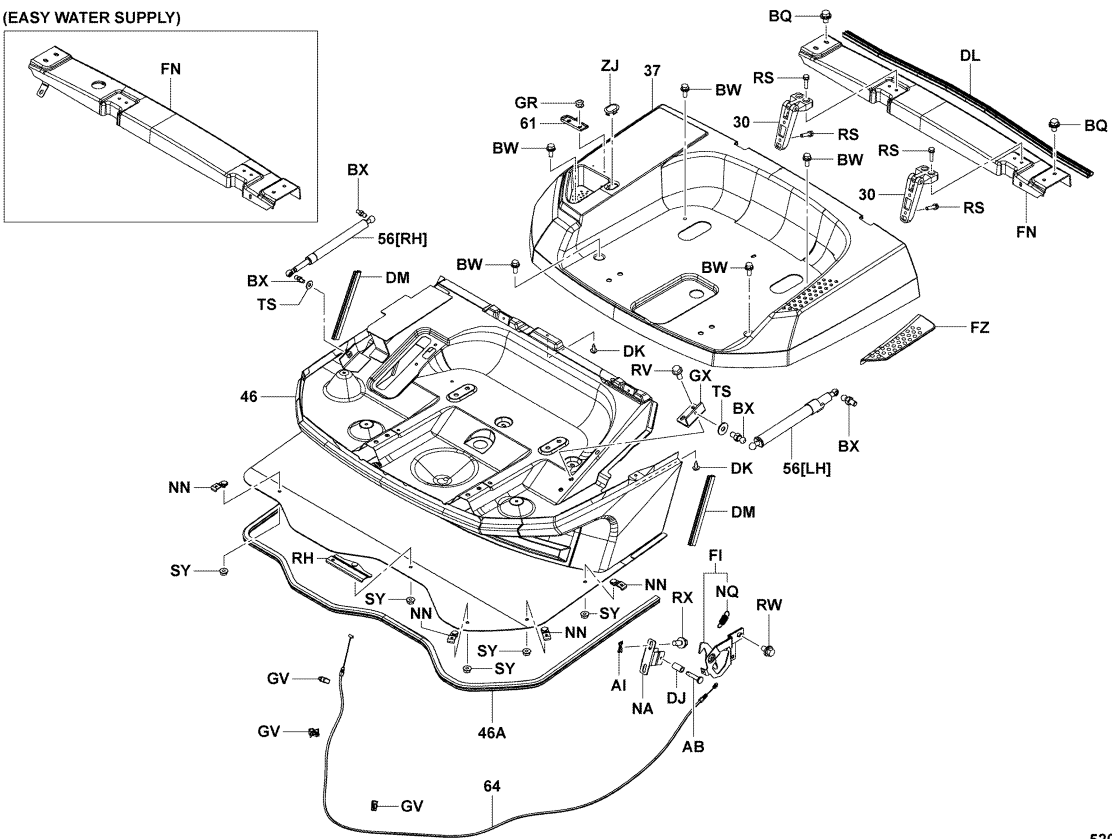
5201-464

**5201**

**HOOD & HINGE  
CAPOT & CHARNIERE**

**HAUBE & SCHARNIER  
CAPO Y BISAGRA**

(EASY WATER SUPPLY)



5201-461A

5201-461A

5201		HOOD & HINGE CAPOT & CHARNIERE	HAUBE & SCHARNIER CAPO Y BISAGRA		
PART NAME CODE	PART NAME	QTY	PART NAME CODE	PART NAME	QTY
5201-30	HINGE SUB-ASSY, ENGINE (OR BATTERY) HOOD SOUS-ENS. DE CHARNIERE SCHARNIER-TEILGRUPPE SUBCONJUNTO DE BISAGRA	2	5201-AI	CLIP AGRAFE CLIP FIJADOR	1
5201-35	HOOD SUB-ASSY, SIDE SOUS-ENS. DE CAPOT HAUBEN-TEILGRUPPE SUBCONJUNTO DEL CAPO	1	5201-BQ	BOLT BOULON SCHRAUBE PERNO	4
5201-37	STAND, SEAT SUPPORT STANDER SOPORTE	1	5201-BW	SCREW VIS SCHRAUBE TORNILLO	5
5201-46	STAND SUB-ASSY, SEAT SOUS-ENS. DE SUPPORT STANDER-TEILGRUPPE SUBCONJUNTO DEL SOPORTE	1	5201-BX	BOLT BOULON SCHRAUBE PERNO	4
5201-46A	SEAL, SEAT STAND JOINT ABDICHTUNG SELLO	1	5201-DI	CAP CAPUCHON KAPPE TAPA	2
5201-56	DAMPER ASSY ENS. D'AMORTISSEUR DAMPFER, VOLLST. CONJUNTO DEL AMORTIGUADOR	1	5201-DJ	BUSHING BAGUE BUCHSE BUJE	1
5201-61	CLAMP SUB-ASSY, PAPER SOUS-ENS. DE PINCE KLEMMEN-TEILGRUPPE SUBCONJUNTO DE ABRAZADERA	1	5201-DK	SCREW VIS SCHRAUBE TORNILLO	3
5201-63	LOUVER OUIE D'AERATION LUFTSCHLITZ REJILLA DE VENTILACION	1	5201-DL	SEAL JOINT ABDICHTUNG SELLO	1
5201-64	WIRE ASSY ENS. DE FIL DRAHT, VOLLST. CONJUNTO DE ALAMBRE	1	5201-DM	SEAL JOINT ABDICHTUNG SELLO	2
5201-AB	PIN, W/HOLE GOUVILLE STIFT PASADOR	1	5201-FI	LOCK SUB-ASSY, BATTERY HOOD SOUS-ENS. DE VERROU SCHLOSS-TEILGRUPPE SUBCONJUNTO DEL CIERRE	1

5201		HOOD & HINGE CAPOT & CHARNIERE	HAUBE & SCHARNIER CAPO Y BISAGRA		
PART NAME CODE	PART NAME	QTY	PART NAME CODE	PART NAME	QTY
5201-FN	COVER SUB-ASSY SOUS-ENS. DE COUVERCLE DECKEL-TEILGRUPPE SUBCONJUNTO DE CUBIERTA	1	5201-KT	BOLT BOULON SCHRAUBE PERNO	4
5201-FZ	PAD TAMPON KLOTZ ALMOHADILLA	1	5201-LE	WASHER, PLATE RODELLE UNTERLEGSCHIEBE ARANDELA	8
5201-GE	KNOB BOULE KNOPF MANDO	2	5201-LY	CAP CAPUCHON KAPPE TAPA	1-3
5201-GR	RIVET RIVET NIET REMACHE	2	5201-NA	STRIKER SUB-ASSY SOUS-ENS. DE PERCUTEUR SCHLAGBOLZEN-TEILGRUPPE SUBCONJUNTO DE CERRADERO	1
5201-GS	SHIM CALE AUSGLEICHSCHIEBE CALCE	99	5201-NN	PLATE SUB-ASSY SOUS-ENS. DE PLAQUE PLATTEN-TEILGRUPPE SUBCONJUNTO DE PLACA	5
5201-GV	CLIP AGRAFE CLIP FIJADOR	3	5201-NQ	SPRING RESSORT FEDER RESORTE	1
5201-GX	BRACKET SUB-ASSY, DAMPER SOUS-ENS. DE SUPPORT TRAGER-TEILGRUPPE SUBCONJUNTO DE LA SOPORTE	1	5201-NV	SPONGE EPONGE SCHWAMM ESPONJA	1
5201-HB	SPONGE EPONGE SCHWAMM ESPONJA	2	5201-NZ	RING, E ANNEAU RING ANILLO	2
5201-HM	WASHER, PLATE RODELLE UNTERLEGSCHIEBE ARANDELA	2	5201-PF	NUT ECROU MUTTER TUERCA	8
5201-JM	HINGE SUB-ASSY SOUS-ENS. DE CHARNIERE SCHARNIER-TEILGRUPPE SUBCONJUNTO DE BISAGRA	2	5201-RH	PLATE SUB-ASSY SOUS-ENS. DE PLAQUE PLATTEN-TEILGRUPPE SUBCONJUNTO DE PLACA	1



<b>5201</b>		<b>HOOD &amp; HINGE CAPOT &amp; CHARNIERE</b>		<b>HAUBE &amp; SCHARNIER CAPO Y BISAGRA</b>	
<b>PART NAME CODE</b>	<b>PART NAME</b>	<b>QTY</b>	<b>PART NAME CODE</b>	<b>PART NAME</b>	<b>QTY</b>
<b>5201-RP</b>	<b>NUT</b> ----- ECROU MUTTER TUERCA	<b>4</b>			
<b>5201-RS</b>	<b>BOLT</b> ----- BOULON SCHRAUBE PERNO	<b>8</b>			
<b>5201-RV</b>	<b>BOLT</b> ----- BOULON SCHRAUBE PERNO	<b>2</b>			
<b>5201-RW</b>	<b>BOLT</b> ----- BOULON SCHRAUBE PERNO	<b>2</b>			
<b>5201-RX</b>	<b>BOLT</b> ----- BOULON SCHRAUBE PERNO	<b>2</b>			
<b>5201-SY</b>	<b>NUT</b> ----- ECROU MUTTER TUERCA	<b>6</b>			
<b>5201-TH</b>	<b>BOLT</b> ----- BOULON SCHRAUBE PERNO	<b>6-8</b>			
<b>5201-TI</b>	<b>CAP</b> ----- CAPUCHON KAPPE TAPA	<b>1-4</b>			
<b>5201-TS</b>	<b>WASHER, PLATE</b> ----- RODELLE UNTERLEGSSCHEIBE ARANDELA	<b>2</b>			
<b>5201-ZJ</b>	<b>PLUG, HOLE</b> ----- BOUCHON STOPFEN TAPON	<b>1</b>			

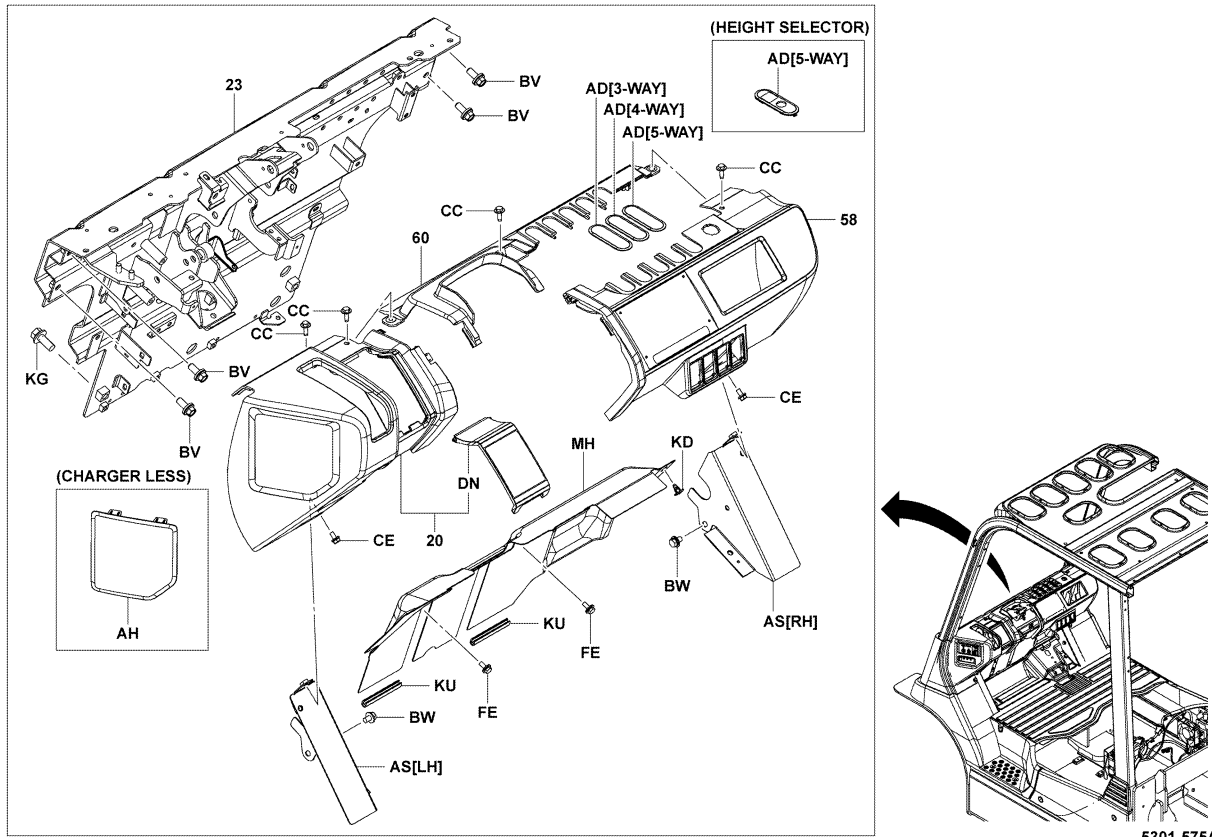
<b>5201</b>		<b>HOOD &amp; HINGE CAPOT &amp; CHARNIERE</b>		<b>HAUBE &amp; SCHARNIER CAPO Y BISAGRA</b>	
<b>PART NAME CODE</b>	<b>PART NAME</b>	<b>QTY</b>	<b>PART NAME CODE</b>	<b>PART NAME</b>	<b>QTY</b>

5301

INSTRUMENT PANEL & FLOOR  
PANNEAU D'INSTRUMENT & PLANCHER

ARMATURCNBRETT & BODENPLATE  
PISO Y TABLERO DE INSTRUMENTOS

[1/2]



5301-575A

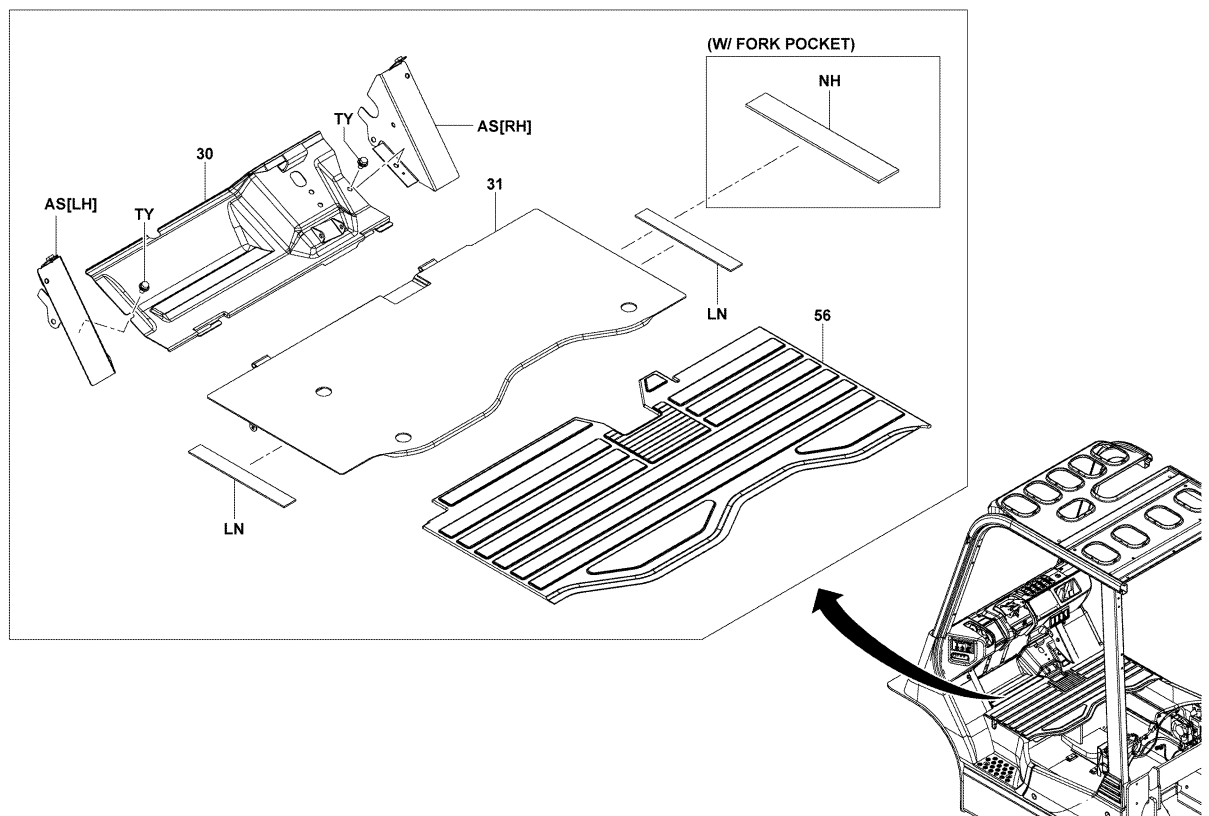
5301-575A

5301

INSTRUMENT PANEL & FLOOR  
PANNEAU D'INSTRUMENT & PLANCHER

ARMATURCNBRETT & BODENPLATE  
PISO Y TABLERO DE INSTRUMENTOS

[2/2]



5301-576

5301-576

5301		INSTRUMENT PANEL & FLOOR PANNEAU D'INSTRUMENT & PLANCHER		ARMATURCNBRETT & BODENPLATE PISO Y TABLERO DE INSTRUMENTOS	
PART NAME CODE	PART NAME	QTY	PART NAME CODE	PART NAME	QTY
5301-20	PANEL SUB-ASSY, INSTRUMENT SOUS-ENS. DE PANNEAU TAFEL-TEILGRUPPE SUBCONJUNTO DEL PANEL	1	5301-BV	BOLT BOULON SCHRAUBE PERNO	4
5301-23	PROTECTOR SUB-ASSY, FR SOUS-ENS. DE PROTECTEUR SCHUTZABDECKUNGS-TEILGRUPPE SUBCONJUNTO DEL PROTECTOR	1	5301-BW	BOLT BOULON SCHRAUBE PERNO	4
5301-30	TOE-BOARD SUB-ASSY, NO.1 SOUS-ENS. DE PLAQUETTE DE CAME BODENBLECH-TEILGRUPPE SUBCONJUNTO DEL PISO OBLICUO	1	5301-CC	BOLT BOULON SCHRAUBE PERNO	4
5301-31	TOE-BOARD SUB-ASSY, NO.2 SOUS-ENS. DE PLAQUETTE DE CAME BODENBLECH-TEILGRUPPE SUBCONJUNTO DEL PISO OBLICUO	1	5301-CE	BOLT BOULON SCHRAUBE PERNO	2
5301-56	MAT, FLOOR MAT MATTE ESTERILLA	1	5301-DN	COVER COUVERCLE DECKEL CUBIERTA	1
5301-58	PANEL, INSTRUMENT PANNEAU TAFEL PANEL	1	5301-FE	BOLT BOULON SCHRAUBE PERNO	2
5301-60	PANEL, INSTRUMENT PANNEAU TAFEL PANEL	1	5301-KD	CLIP AGRAFE CLIP FIJADOR	1
5301-AD	PLUG BOUCHON STOPFEN TAPON	1	5301-KG	BOLT BOULON SCHRAUBE PERNO	3
5301-AH	COVER COUVERCLE DECKEL CUBIERTA	1	5301-KU	TRIM GARNITURE ZIERSTREIFEN GUARNICION	2
5301-AS	COVER, TILT CYLINDER SIDE COUVERCLE DECKEL CUBIERTA	1	5301-LN	SEAL JOINT ABDICHTUNG SELLO	1-2

5301		INSTRUMENT PANEL & FLOOR PANNEAU D'INSTRUMENT & PLANCHER		ARMATURCNBRETT & BODENPLATE PISO Y TABLERO DE INSTRUMENTOS	
PART NAME CODE	PART NAME	QTY	PART NAME CODE	PART NAME	QTY
5301-MH	PANEL SUB-ASSY SOUS-ENS. DE PANNEAU TAFEL-TEILGRUPPE SUBCONJUNTO DEL PANEL	1			
5301-NH	SEAL JOINT ABDICHTUNG SELLO	1			
5301-TY	BOLT BOULON SCHRAUBE PERNO	2			

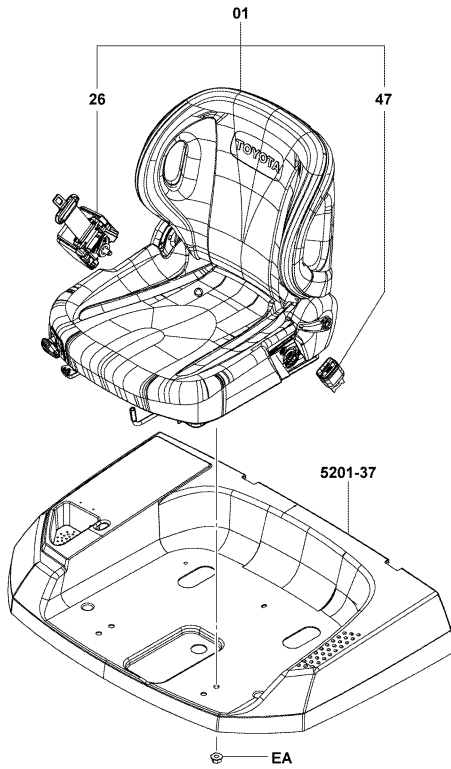
5308

DRIVER SEAT  
SIEGE DU CONDUCTEUR

FAHRERSITZ  
ASIENTO DEL CONDUCTOR

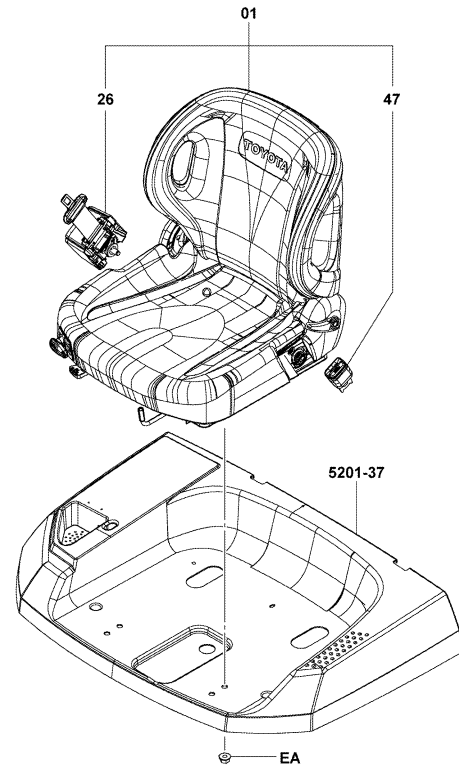
(EEC SPEC) [DEL]

[ASSY]



5308-520

5308-520\_



5308-520

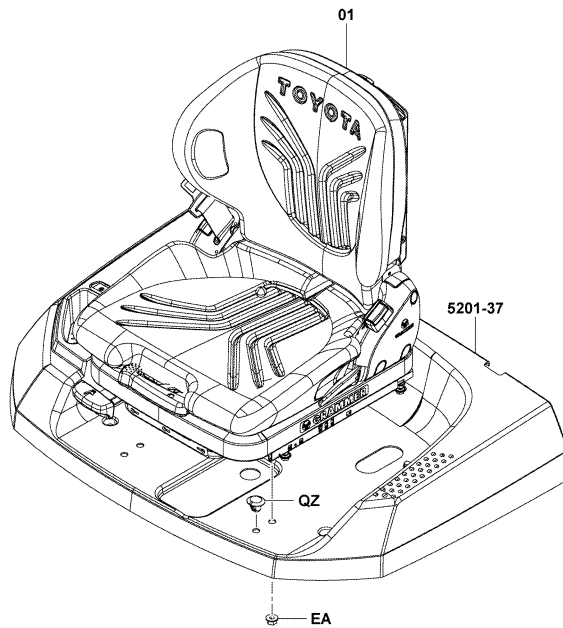
5308-520\_

5308

DRIVER SEAT  
SIEGE DU CONDUCTEUR

FAHRERSITZ  
ASIENTO DEL CONDUCTOR

(EEC SPEC) [ASSY]



5308-521

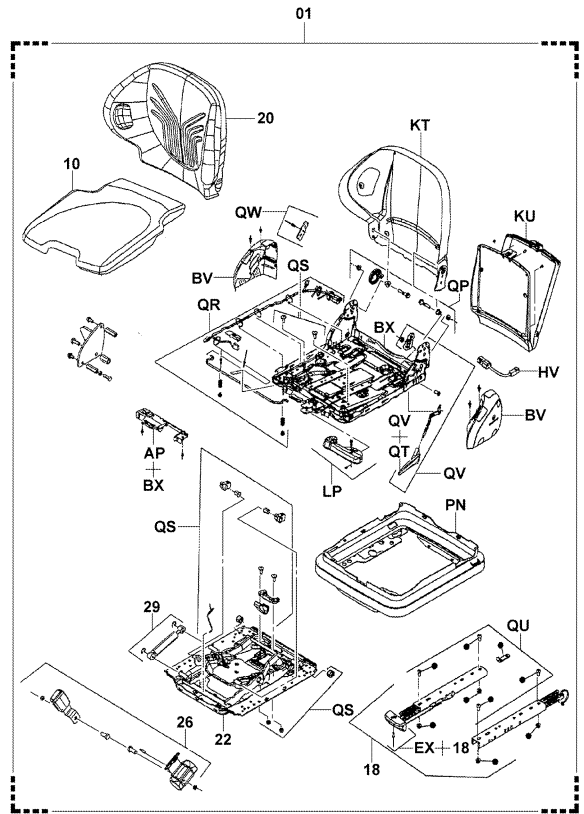
5308-521\_

5308

DRIVER SEAT  
SIEGE DU CONDUCTEUR

FAHRERSITZ  
ASIENTO DEL CONDUCTOR

(EEC SPEC) (INNER)



5308-522

5308-522\_

5308

DRIVER SEAT  
SIEGE DU CONDUCTEUR

FAHRERSITZ  
ASIENTO DEL CONDUCTOR

PART NAME CODE	PART NAME	QTY	PART NAME CODE	PART NAME	QTY
5308-01	SEAT ASSY ENS. DE SIEGE SITZ, VOLLST. CONJUNTO DEL ASIENTO	1	5308-BX	FRAME SUB-ASSY, SEAT SOUS-ENS. DE CADRE RAHMEN-TEILGRUPPE SUBCONJUNTO DEL BASTIDOR	1
5308-10	CUSHION ASSY ENS. DE COUSSIN POLSTER, VOLLST. CONJUNTO DE ALMOHADILLA	1	5308-EA	NUT ECROU MUTTER TUERCA	4
5308-18	RAIL ASSY, SLIDE ENS. DE RAIL SCHIENEN, VOLLST. CONJUNTO DEL RIEL	1	5308-EX	HANDLE SUB-ASSY SOUS-ENS. DE POIGNEE HEBEL-TEILGRUPPE SUBCONJUNTO DEL VOLANTE DE DIRECCION	1
5308-20	SEAT SUB-ASSY, BACK SOUS-ENS. DE SIEGE SITZ-TEILGRUPPE SUBCONJUNTO DEL ASIENTO	1	5308-HV	CONNECTOR CONNECTEUR STECKVERBINDER CONECTOR	1
5308-22	SUSPENSION SUB-ASSY SOUS-ENS. DE SUSPENSION FEDERUNGS-TEILGRUPPE SUBCONJUNTO DE LA SUSPENSION	1	5308-KT	BOARD, BACK PANNEAU BRETT TABLERO	1
5308-26	BELT ASSY, SEAT ENS. DE COURROIE RIEMEN, VOLLST. CONJUNTO DE LA CORREA	1	5308-KU	POCKET POCHE TASCHE BOLSA	1
5308-29	DAMPER ASSY ENS. D'AMORTISSEUR DAMPFER, VOLLST. CONJUNTO DEL AMORTIGUADOR	1	5308-LP	HANDLE, SEAT TRACK POIGNEE HEBEL VOLANTE DE DIRECCION	1
5308-47	BUCKLE SUPPORT DUSENSTOCR SOPORTE PORTADOR	1	5308-PN	BOOT COFFRE MANSCHETTE FORRO	1
5308-AP	ADJUSTER TENDEUR VERSTELLER AJUSTADOR	1	5308-QP	MOUNTING SET ENS. DE BOITIER KASTEN, VOLLST. CONJUNTO DE LA CAJA	1
5308-BV	COVER COUVERCLE DECKEL CUBIERTA	1	5308-QR	HARNESSET SET ANNEAU RING ANILLO	1

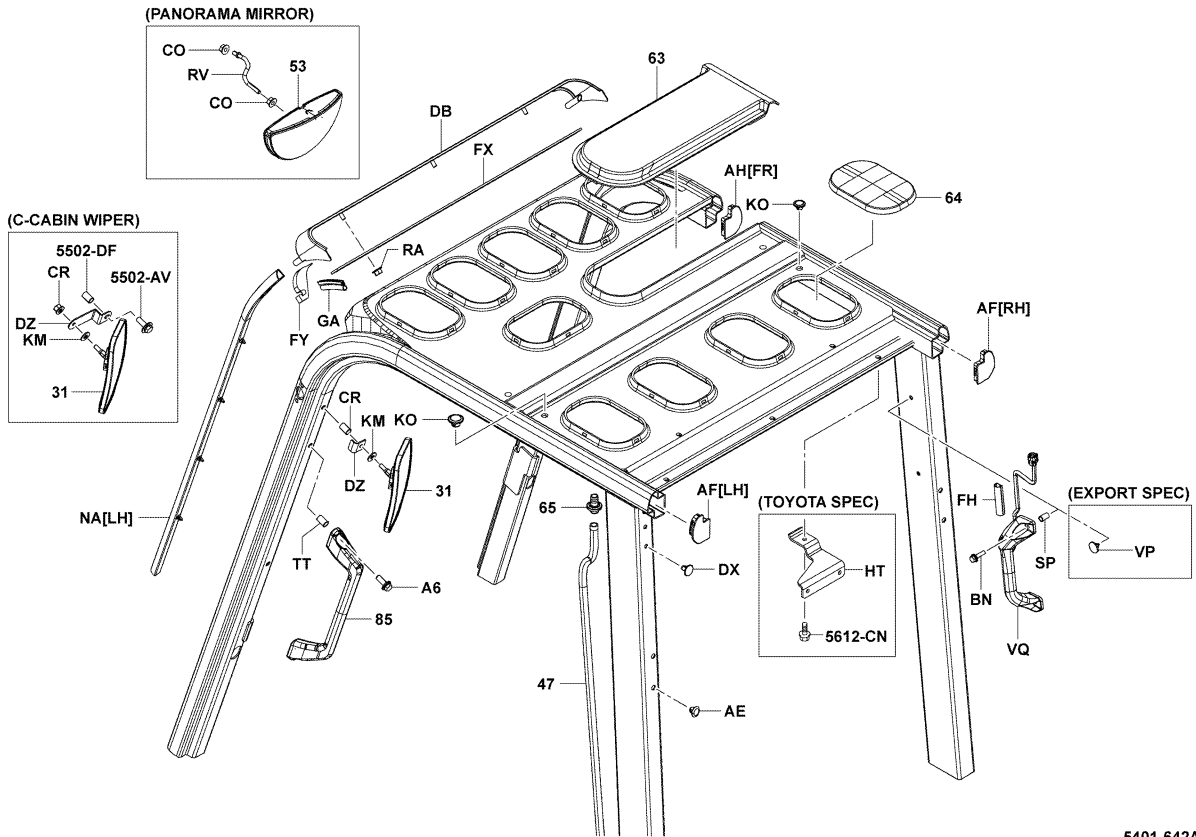
<b>5308</b>		<b>DRIVER SEAT SIEGE DU CONDUCTEUR</b>		<b>FAHRERSITZ ASIENTO DEL CONDUCTOR</b>	
<b>PART NAME CODE</b>	<b>PART NAME</b>	<b>QTY</b>	<b>PART NAME CODE</b>	<b>PART NAME</b>	<b>QTY</b>
<b>5308-QS</b>	<b>MOUNTING SET, SUSPENSION</b> ----- SOUS-ENS. DE TUYAU ROHR-TEILGRUPPE SUBCONJUNTO DE TUBO	<b>1</b>			
<b>5308-QT</b>	<b>HANDLE, RECLINING</b> ----- POIGNEE HEBEL VOLANTE DE DIRECCION	<b>1</b>			
<b>5308-QU</b>	<b>MOUNTING SET, SEAT SLIDE</b> ----- SUPPORT TRI GER SOPORTE	<b>1</b>			
<b>5308-QV</b>	<b>KIT, RECLINING</b> ----- JEU SATZ JUEGO	<b>1</b>			
<b>5308-QW</b>	<b>PLATE SET</b> ----- JEU DE PLAQUE PLATTENSATZ JUEGO DE PLACA	<b>1</b>			
<b>5308-QZ</b>	<b>PLUG</b> ----- BOUCHON STOPFEN TAPON	<b>2</b>			

<b>5308</b>		<b>DRIVER SEAT SIEGE DU CONDUCTEUR</b>		<b>FAHRERSITZ ASIENTO DEL CONDUCTOR</b>	
<b>PART NAME CODE</b>	<b>PART NAME</b>	<b>QTY</b>	<b>PART NAME CODE</b>	<b>PART NAME</b>	<b>QTY</b>

5401

HEAD GUARD & ACCESSORY  
GARDE AVANT & ACCESSOIRE

FAHRER SCHUTZDACH & ZUBEHÖR  
PROTECTOR Y ACCESORIOS DE PARTE SUPERIOR



5401-642A

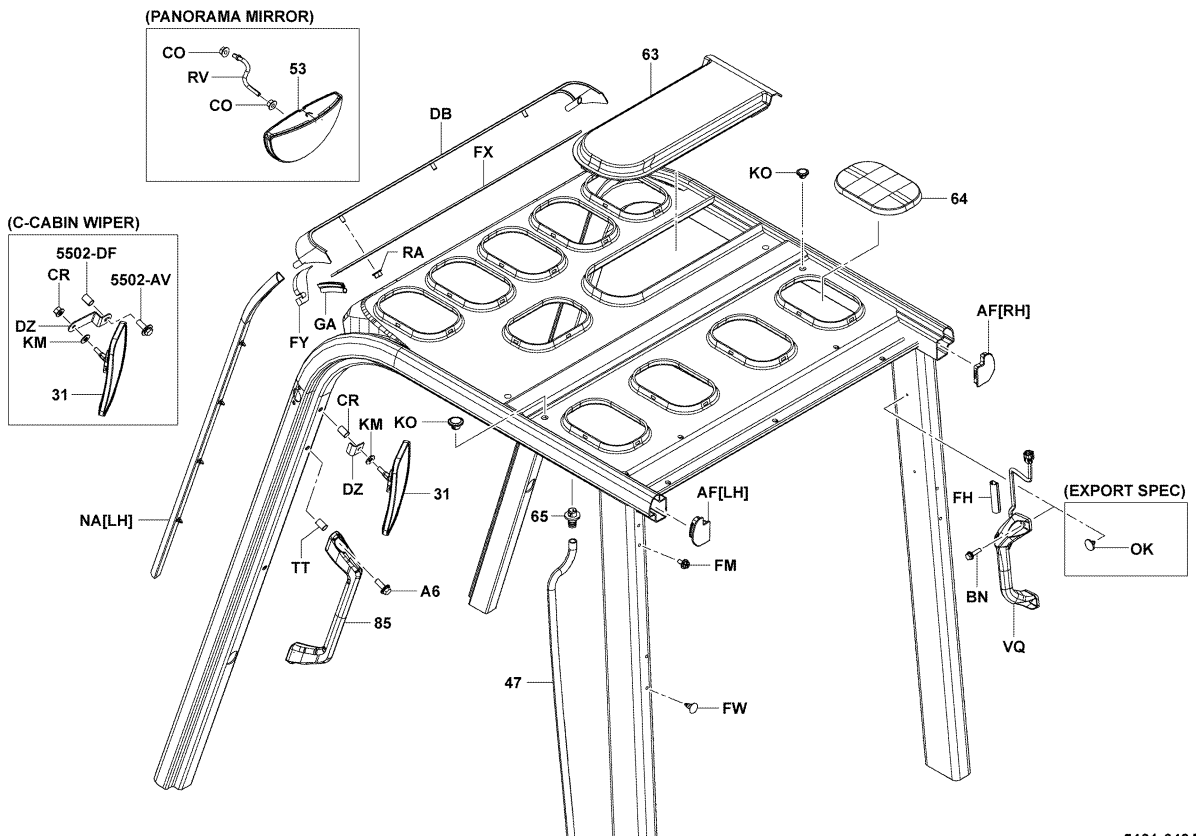
5401-642A

5401

HEAD GUARD & ACCESSORY  
GARDE AVANT & ACCESSOIRE

FAHRER SCHUTZDACH & ZUBEHÖR  
PROTECTOR Y ACCESORIOS DE PARTE SUPERIOR

(W/FORK POCKET)



5401-643A

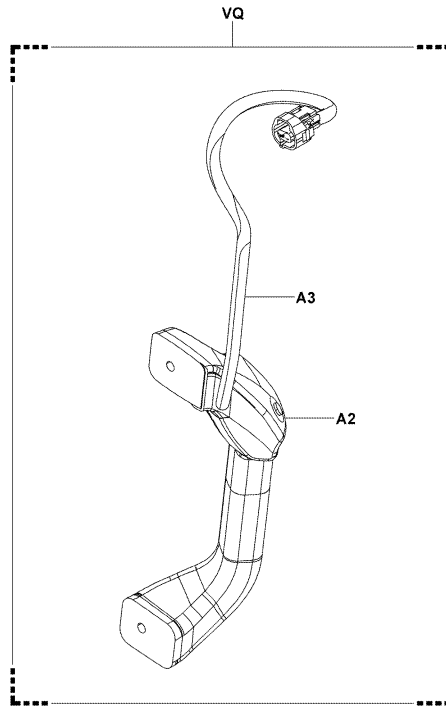
5401-643A

**5401**

**HEAD GUARD & ACCESSORY  
GARDE AVANT & ACCESSOIRE**

**FAHRER SCHUTZDACH & ZUBEHÖR  
PROTECTOR Y ACCESORIOS DE PARTE SUPERIOR**

[ASSIST GRIP INNER PARTS]



5401-470

5401-470\_

**5401**

**HEAD GUARD & ACCESSORY  
GARDE AVANT & ACCESSOIRE**

**FAHRER SCHUTZDACH & ZUBEHÖR  
PROTECTOR Y ACCESORIOS DE PARTE SUPERIOR**

PART NAME CODE	PART NAME	QTY	PART NAME CODE	PART NAME	QTY
5401-31	MIRROR SUB-ASSY, BACK SOUS-ENS. DE RETROVISEUR SPIEGEL-TEILGRUPPE SUBCONJUNTO DEL RETROVISOR	1-2	5401-AE	PLUG, HOLE BOUCHON STOPFEN TAPON	4
5401-47	HOSE FLEXIBLE SCHLAUCH MANGUERA	1	5401-AF	GROMMET RONDELLE ISOLANTE DURCHFÜHRUNG ANILLO PROTECTOR	1
5401-53	MIRROR ASSY, WIDE BACK ENS. DE RETROVISEUR SPIEGEL, VOLLST. CONJUNTO DEL RETROVISOR	1	5401-AH	GROMMET RONDELLE ISOLANTE DURCHFÜHRUNG ANILLO PROTECTOR	1
5401-63	CAP, ROOF CAPUCHON KAPPE TAPA	1	5401-BN	BOLT BOULON SCHRAUBE PERNO	2
5401-64	CAP, ROOF CAPUCHON KAPPE TAPA	1-10	5401-CO	NUT ECROU MUTTER TUERCA	2
5401-65	PLUG, RAIN BOUCHON STOPFEN TAPON	1	5401-CR	NUT ECROU MUTTER TUERCA	1-2
5401-85	GRIP ASSY, ASSIST ENS. DE PRISE HALT. VOLLST CONJUNTO DEL ASIMIENTO	1	5401-DB	PLATE SUB-ASSY SOUS-ENS. DE PLAQUE PLATTEN-TEILGRUPPE SUBCONJUNTO DE PLACA	1
5401-A2	BUTTON BOUTON DRUCKTASTER BOTON	1	5401-DX	PLUG, HOLE BOUCHON STOPFEN TAPON	1-2
5401-A3	SWITCH INTERRUPTEUR SCHALTER INTERRUPTOR	1	5401-DZ	BRACKET SUPPORT TRAGER SOPORTE	1-2
5401-A6	BOLT BOULON SCHRAUBE PERNO	2	5401-FH	COVER COUVERCLE DECKEL CUBIERTA	1



<b>5401</b>		<b>HEAD GUARD &amp; ACCESSORY GARDE AVANT &amp; ACCESSOIRE</b>		<b>FAHRER SCHUTZDACH &amp; ZUBEHÖR PROTECTOR Y ACCESORIOS DE PARTE SUPERIOR</b>	
PART NAME CODE	PART NAME	QTY	PART NAME CODE	PART NAME	QTY
5401-FM	SCREW VIS SCHRAUBE TORNILLO	2	5401-RV	BAR SUB-ASSY SOUS-ENS. DE BAR STAB-TEILGRUPPE SUBCONJUNTO DEL BARRA	1
5401-FW	CLIP AGRAFE CLIP FIJADOR	4	5401-SP	NUT ECROU MUTTER TUERCA	2
5401-FX	SEAL JOINT ABDICHTUNG SELLO	1	5401-TT	NUT ECROU MUTTER TUERCA	2
5401-FY	SEAL JOINT ABDICHTUNG SELLO	1-2	5401-VP	PLUG SUB-ASSY SOUS-ENS. D'BOUCHON STOPFEN-TEILGRUPPE SUBCONJUNTO DEL TAPON	2
5401-GA	SEAL JOINT ABDICHTUNG SELLO	1-2	5401-VQ	GRIP ASSY, RR ASSIST W/HORN SW SUPPORT TRI-GER SOPORTE	1
5401-KM	WASHER, PLATE RODELLE UNTERLEGSSCHEIBE ARANDELA	1-2			
5401-KO	PLUG BOUCHON STOPFEN TAPON	1-2			
5401-NA	HOSE FLEXIBLE SCHLAUCH MANGUERA	1			
5401-OK	CLIP AGRAFE CLIP FIJADOR	2			
5401-RA	NUT ECROU MUTTER TUERCA	1-3			

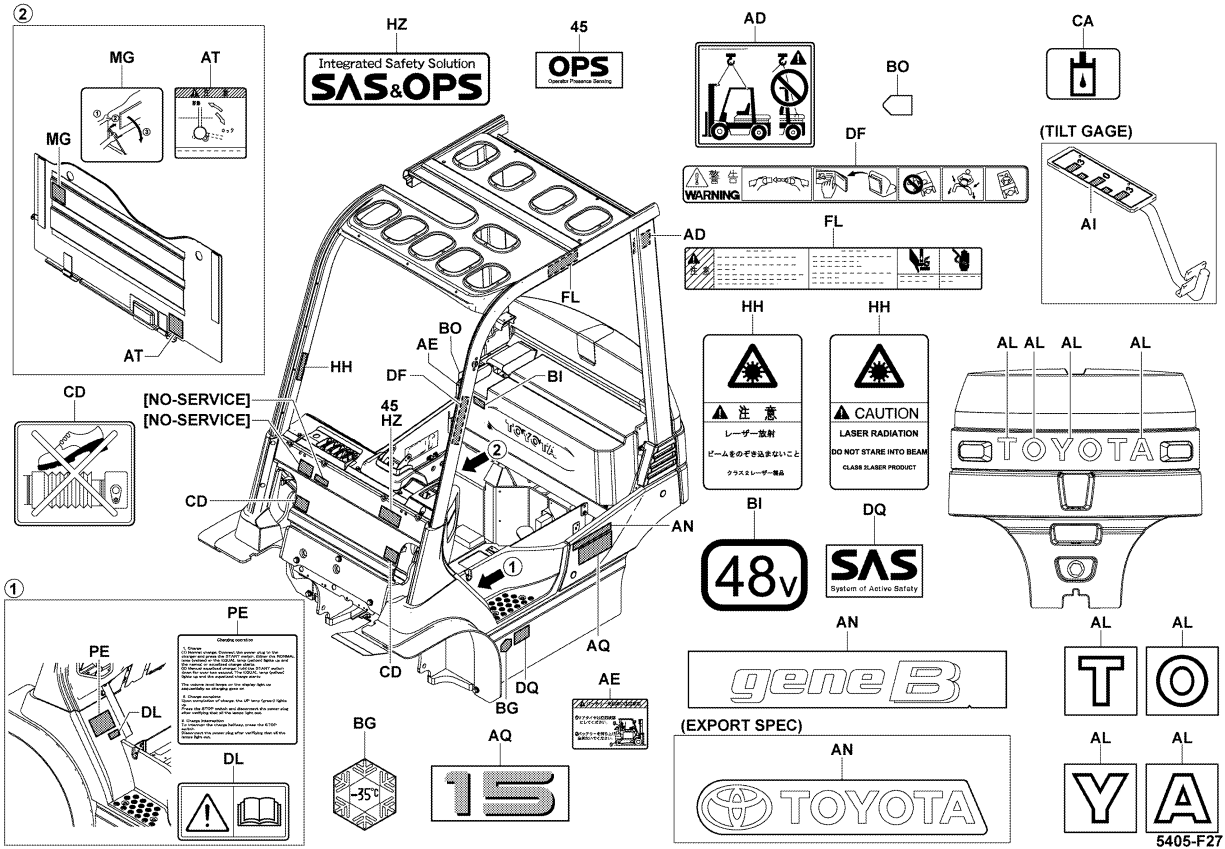
<b>5401</b>		<b>HEAD GUARD &amp; ACCESSORY GARDE AVANT &amp; ACCESSOIRE</b>		<b>FAHRER SCHUTZDACH &amp; ZUBEHÖR PROTECTOR Y ACCESORIOS DE PARTE SUPERIOR</b>	
PART NAME CODE	PART NAME	QTY	PART NAME CODE	PART NAME	QTY

5405

INDICATOR PLATE  
PLAQUE D'INDICATEUR

ANZEIGESCHILD  
PLACA INDICADORA

[FRAME]



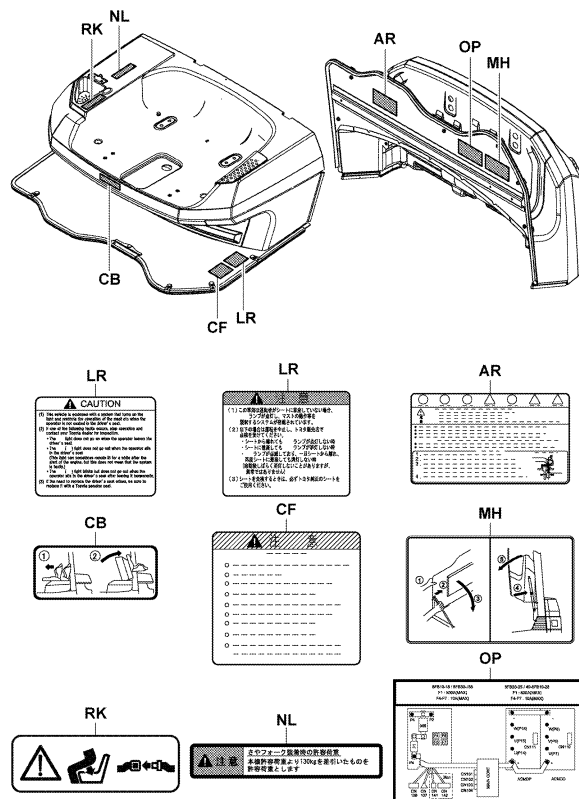
5405-F27\_

5405

INDICATOR PLATE  
PLAQUE D'INDICATEUR

ANZEIGESCHILD  
PLACA INDICADORA

[HOOD]



5405-F28A

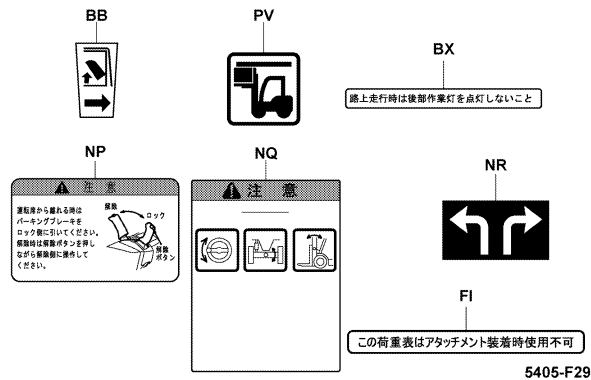
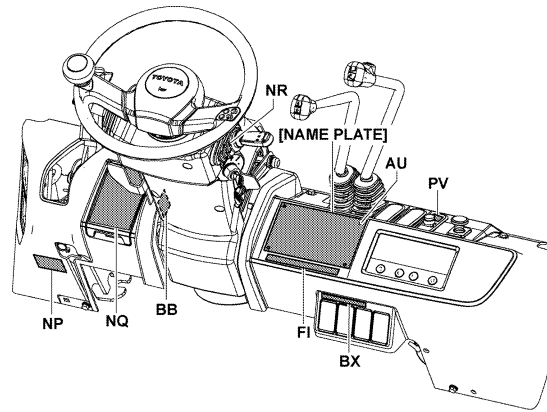
5405-F28A

5405

INDICATOR PLATE  
PLAQUE D'INDICATEUR

ANZEIGESCHILD  
PLACA INDICADORA

[PANEL]



5405-F29

5405-F29\_

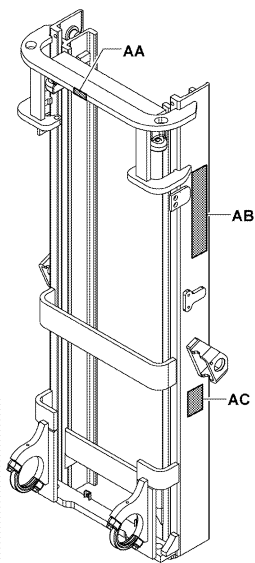
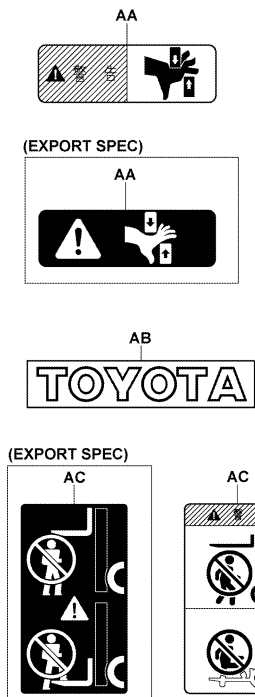
5405

INDICATOR PLATE  
PLAQUE D'INDICATEUR

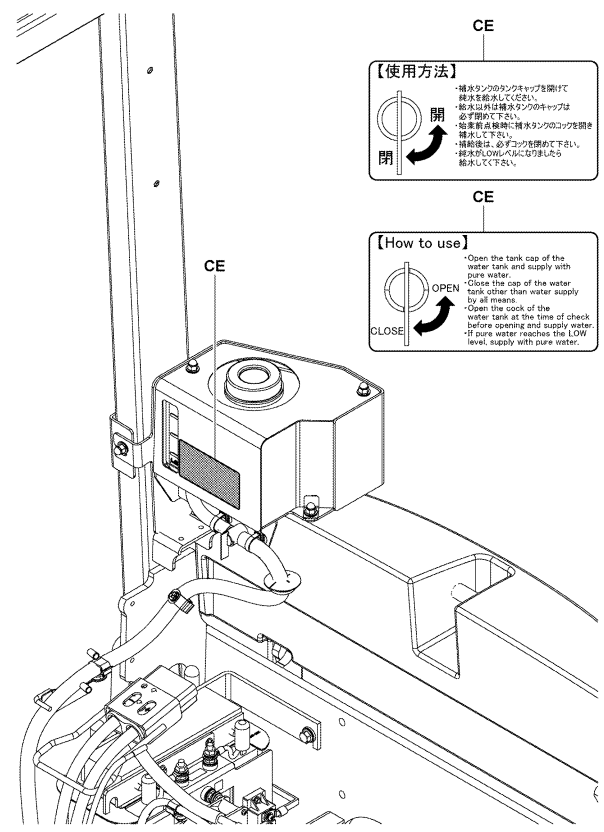
ANZEIGESCHILD  
PLACA INDICADORA

[MAST]

(EASY SUPPLY) [WATER TANK]



5405-F30  
5405-F30\_



【使用方法】

- 清水タンクのタンクキャップを開けて純水を給水してください。
- 給水時は清水タンクのキャップは必ず閉めて下さい。
- 給水前血検時、清水タンクのコックを開き給水して下さい。
- 給水後は、必ずコックを閉めて下さい。
- 給水が止まらなくなった場合は給水して下さい。

【How to use】

- Open the tank cap of the water tank and supply with pure water.
- Close the cap of the water tank other than water supply by all means.
- Open the cock of the water tank at the time of check before opening and supply water.
- If pure water reaches the LDW level, supply with pure water.

5405-F31A  
5405-F31A

5405		INDICATOR PLATE PLAQUE D'INDICATEUR		ANZEIGESCHILD PLACA INDICADORA	
PART NAME CODE	PART NAME	QTY	PART NAME CODE	PART NAME	QTY
5405-45	LABEL, OPS ETIQUETTE SCHILD ETIQUETA	1	5405-AT	PLATE, CAUTION PLAQUE PLATTE PLACA	1
5405-AA	PLATE, CAUTION PLAQUE PLATTE PLACA	2-3	5405-AU	RIVET RIVET NIET REMACHE	4
5405-AB	MARK, TOYOTA MARQUE MARKIERUNG MARCA	2-99	5405-BB	PLATE, INDICATOR PLAQUE PLATTE PLACA	1
5405-AC	PLATE, CAUTION PLAQUE PLATTE PLACA	2	5405-BG	PLATE, TEMPERATURE PLAQUE PLATTE PLACA	2
5405-AD	PLATE, CAUTION PLAQUE PLATTE PLACA	1	5405-BI	PLATE, VOLTAGE PLAQUE PLATTE PLACA	1
5405-AI	PLATE, TILT INDICATOR PLAQUE PLATTE PLACA	1	5405-BO	INDICATOR INDICATEUR ANZEIGER INDICADOR	2-4
5405-AL	MARK, TOYOTA MARQUE MARKIERUNG MARCA	1-2	5405-BX	PLATE, INDICATOR PLAQUE PLATTE PLACA	1
5405-AN	PLATE, INDICATOR PLAQUE PLATTE PLACA	1-2	5405-CA	PLATE, CAUTION PLAQUE PLATTE PLACA	1
5405-AQ	PLATE, CAPACITY INDICATOR PLAQUE PLATTE PLACA	1-2	5405-CB	PLATE, INDICATOR PLAQUE PLATTE PLACA	1
5405-AR	PLATE, CAUTION PLAQUE PLATTE PLACA	1	5405-CD	PLATE, CAUTION PLAQUE PLATTE PLACA	2

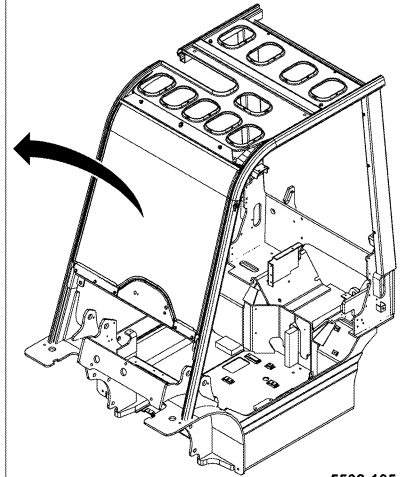
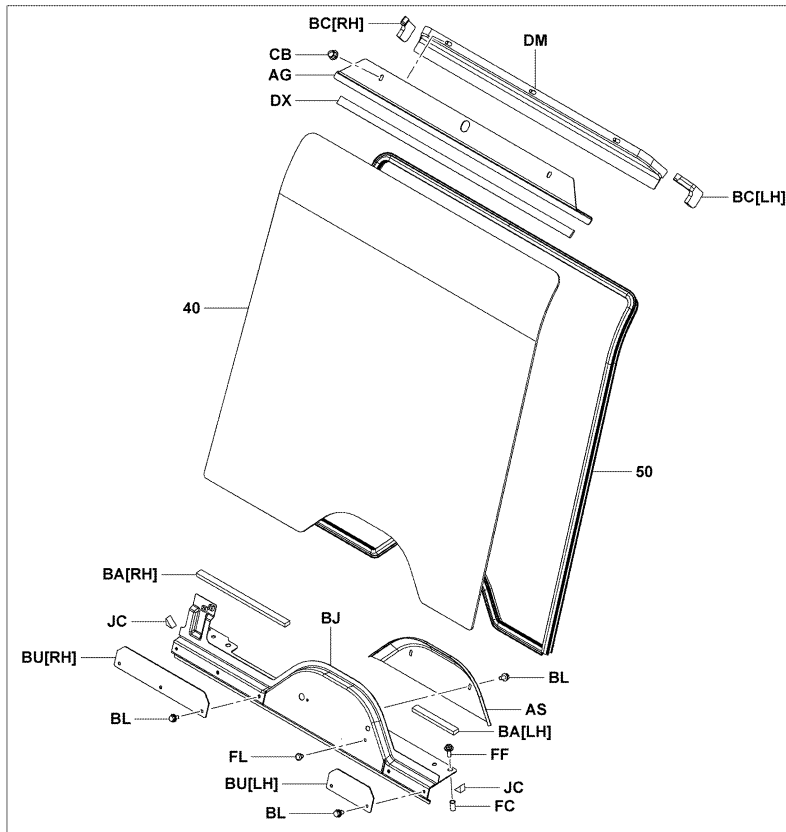
5405		INDICATOR PLATE PLAQUE D'INDICATEUR		ANZEIGESCHILD PLACA INDICADORA	
PART NAME CODE	PART NAME	QTY	PART NAME CODE	PART NAME	QTY
5405-CE	PLATE, CAUTION PLAQUE PLATTE PLACA	1	5405-MH	PLATE, SEAT STAND INDICATOR PLAQUE PLATTE PLACA	1
5405-CF	PLATE, CAUTION PLAQUE PLATTE PLACA	1	5405-NL	PLATE, CAUTION, SHEAYH PLAQUE PLATTE PLACA	1
5405-DF	PLATE, INDICATOR PLAQUE PLATTE PLACA	1	5405-NP	PLATE, PARKING, CAUTION PLAQUE PLATTE PLACA	1
5405-DL	PLATE, INDICATOR PLAQUE PLATTE PLACA	1	5405-NQ	PLATE, SAS CAUTION PLAQUE PLATTE PLACA	1
5405-DQ	PLATE, INDICATOR PLAQUE PLATTE PLACA	1-2	5405-NR	PLATE, INDICATOR PLAQUE PLATTE PLACA	1
5405-FL	PLATE, BATTERY CAUTION PLAQUE PLATTE PLACA	1	5405-OP	PLATE, TERMINAL NUMBER PLAQUE PLATTE PLACA	1
5405-HH	PLATE, CAUTION PLAQUE PLATTE PLACA	1	5405-PE	PLATE, CAUTION PLAQUE PLATTE PLACA	1
5405-HZ	LABEL ETIQUETTE SCHILD ETIQUETA	1	5405-RK	PLATE, CAUTION PLAQUE PLATTE PLACA	1
5405-LR	PLATE, CAUTION PLAQUE PLATTE PLACA	1			
5405-MG	PLATE, TOE-BOARD INDICATOR PLAQUE PLATTE PLACA	1			

5502

CANVAS CABIN & FRONT GLASS  
PARE-BRISE & CABINE EN TOILE

SEGELTUCHKABINE & WINDSCHUTZSCHEIBE  
CABINA DE LONA Y CRISTAL FRONTAL

10,14,15,18,20,25,30,J35 [FRONT GLASS]



5502-105

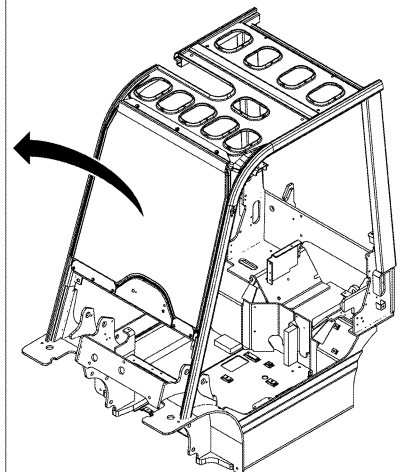
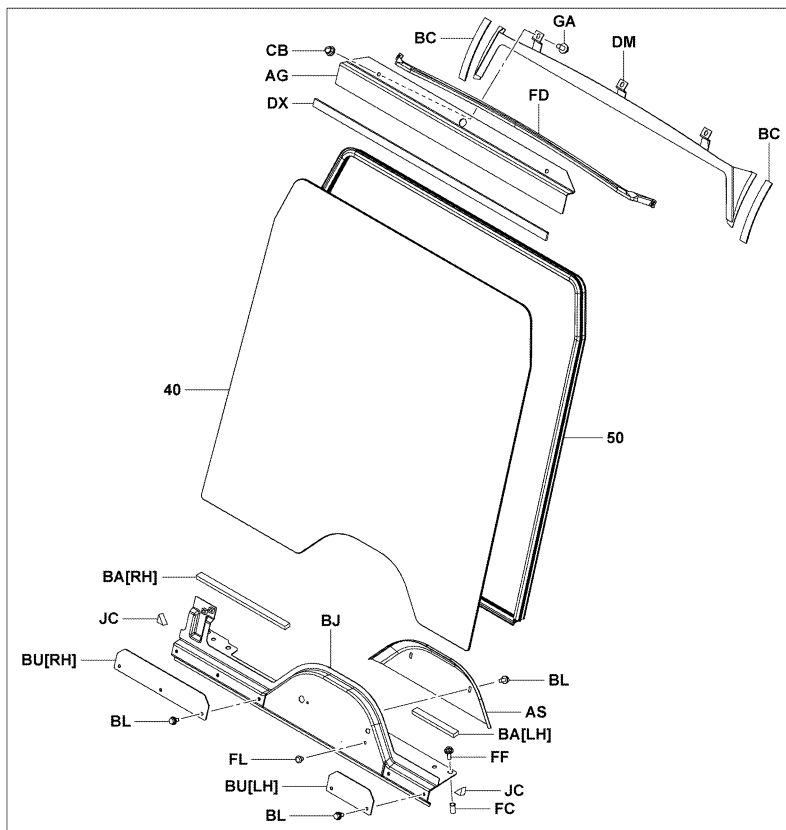
5502-105\_

5502

CANVAS CABIN & FRONT GLASS  
PARE-BRISE & CABINE EN TOILE

SEGELTUCHKABINE & WINDSCHUTZSCHEIBE  
CABINA DE LONA Y CRISTAL FRONTAL

10,14,15,18,20,25 (LOW HEAD GUARD) [FRONT GLASS]



5502-106

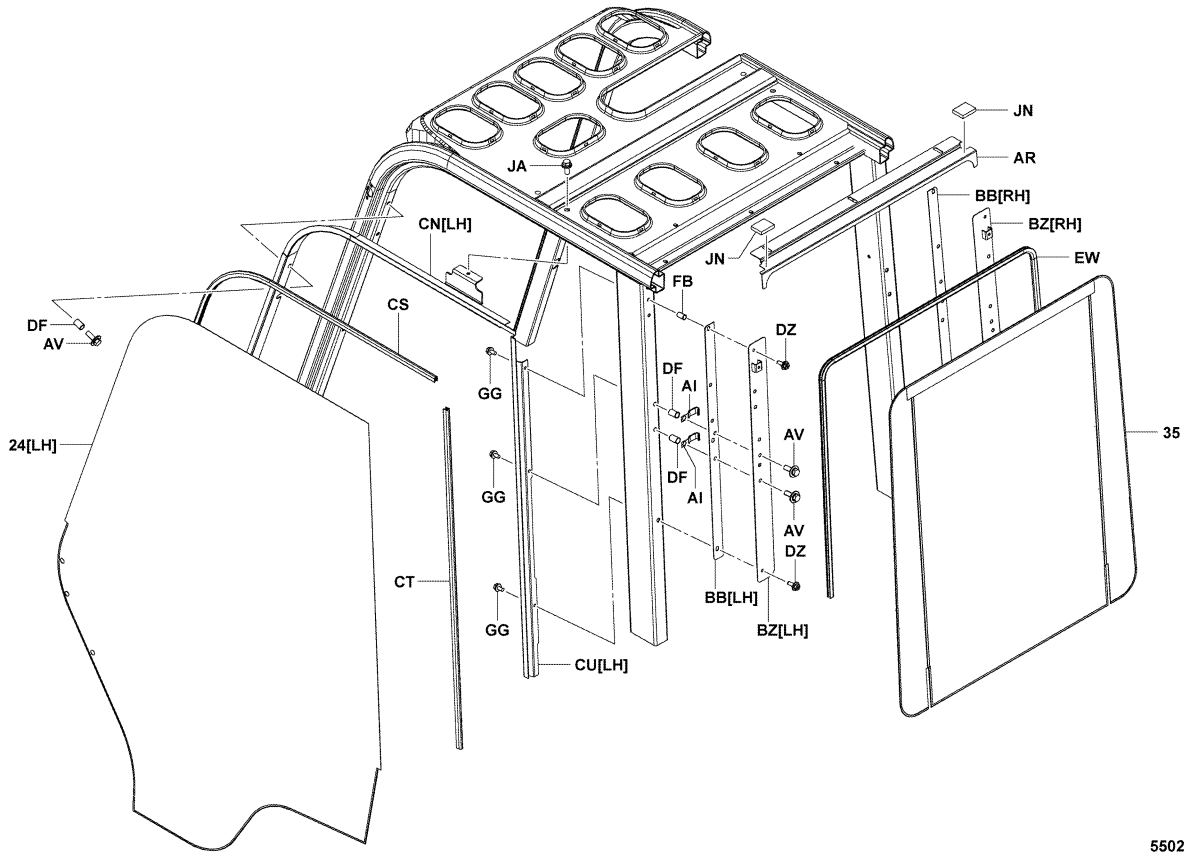
5502-106\_

5502

CANVAS CABIN & FRONT GLASS  
PARE-BRISE & CABINE EN TOILE

SEGELTUCHKABINE & WINDSCHUTZSCHEIBE  
CABINA DE LONA Y CRISTAL FRONTAL

[CANVAS CABIN]



5502-107

5502-107\_

5502

CANVAS CABIN & FRONT GLASS  
PARE-BRISE & CABINE EN TOILE

SEGELTUCHKABINE & WINDSCHUTZSCHEIBE  
CABINA DE LONA Y CRISTAL FRONTAL

PART NAME CODE	PART NAME	QTY	PART NAME CODE	PART NAME	QTY
5502-24	DOOR ASSY, CANVAS ENS. DE PORTE TUR, VOLLST. CONJUNTO DE LA PUERTA	1	5502-BB	RUBBER CAOUTCHOUC GUMMI GOMA	1
5502-35	DOOR ASSY, CANVAS, RR ENS. DE PORTE TUR, VOLLST. CONJUNTO DE LA PUERTA	1	5502-BC	SPONGE EPONGE SCHWAMM ESPONJA	1-2
5502-40	GLASS, WINDSHIELD VITRE GLASSSCHEIBE VIDRIO	1	5502-BJ	BRACKET SUB-ASSY SOUS-ENS. DE SUPPORT TRAGER-TEILGRUPPE SUBCONJUNTO DE LA SOPORTE	1
5502-50	WEATHERSTRIP BOURRELET D'ETANCHEITE ABDICHTUNGSPROFIL CANAL PARA EL AGUA	1	5502-BL	SCREW VIS SCHRAUBE TORNILLO	7
5502-AG	PLATE, FRONT PLAQUE PLATTE PLACA	1	5502-BU	PLATE PLAQUE PLATTE PLACA	1
5502-AI	CLAMP PINSE KLEMME ABRAZADERA	4	5502-BZ	PLATE PLAQUE PLATTE PLACA	1
5502-AR	PLATE SUB-ASSY, REAR SOUS-ENS. DE PLAQUE PLATTEN-TEILGRUPPE SUBCONJUNTO DE PLACA	1	5502-CB	NUT ECROU MUTTER TUERCA	3
5502-AS	COVER COUVERCLE DECKEL CUBIERTA	1	5502-CN	STAY SUB-ASSY SOUS-ENS. D'ETAI STREBEN-TEILGRUPPE SUBCONJUNTO DE SOPORTE	1
5502-AV	BOLT BOULON SCHRAUBE PERNO	6	5502-CR	PLUG, HOLE BOUCHON STOPFEN TAPON	1
5502-BA	RUBBER CAOUTCHOUC GUMMI GOMA	1	5502-CS	TRIM GARNITURE ZIERSTREIFEN GUARNICION	2

<b>5502</b>		<b>CANVAS CABIN &amp; FRONT GLASS</b> <b>PARE-BRISE &amp; CABINE EN TOILE</b>		<b>SEGELTUCHKABINE &amp; WINDSCHUTZSCHEIBE</b> <b>CABINA DE LONA Y CRISTAL FRONTAL</b>	
<b>PART NAME</b> <b>CODE</b>	<b>PART NAME</b>	<b>QTY</b>	<b>PART NAME</b> <b>CODE</b>	<b>PART NAME</b>	<b>QTY</b>
<b>5502-CT</b>	<b>TRIM</b> GARNITURE ZIERSTREIFEN GUARNICION	<b>2</b>	<b>5502-FF</b>	<b>SCREW</b> VIS SCHRAUBE TORNILLO	<b>2</b>
<b>5502-CU</b>	<b>STAY</b> ETAI STREBE SOPORTE	<b>1</b>	<b>5502-FL</b>	<b>PLUG, HOLE</b> BOUCHON STOPFEN TAPON	<b>1</b>
<b>5502-DF</b>	<b>NUT</b> ECROU MUTTER TUERCA	<b>6</b>	<b>5502-GA</b>	<b>BOLT</b> BOULON SCHRAUBE PERNO	<b>3</b>
<b>5502-DM</b>	<b>BRACKET SUB-ASSY</b> SOUS-ENS. DE SUPPORT TRAGER-TEILGRUPPE SUBCONJUNTO DE LA SOPORTE	<b>1</b>	<b>5502-GG</b>	<b>BOLT</b> BOULON SCHRAUBE PERNO	<b>7</b>
<b>5502-DX</b>	<b>SEAL</b> JOINT ABDICHTUNG SELLO	<b>1</b>	<b>5502-JA</b>	<b>BOLT</b> BOULON SCHRAUBE PERNO	<b>2</b>
<b>5502-DZ</b>	<b>SCREW</b> VIS SCHRAUBE TORNILLO	<b>4</b>	<b>5502-JC</b>	<b>SPONGE</b> EPONGE SCHWAMM ESPONJA	<b>2</b>
<b>5502-EW</b>	<b>TRIM</b> GARNITURE ZIERSTREIFEN GUARNICION	<b>1</b>	<b>5502-JN</b>	<b>SPONGE</b> EPONGE SCHWAMM ESPONJA	<b>1-2</b>
<b>5502-FB</b>	<b>NUT</b> ECROU MUTTER TUERCA	<b>1-2</b>			
<b>5502-FC</b>	<b>NUT</b> ECROU MUTTER TUERCA	<b>2</b>			
<b>5502-FD</b>	<b>SPONGE</b> EPONGE SCHWAMM ESPONJA	<b>1</b>			

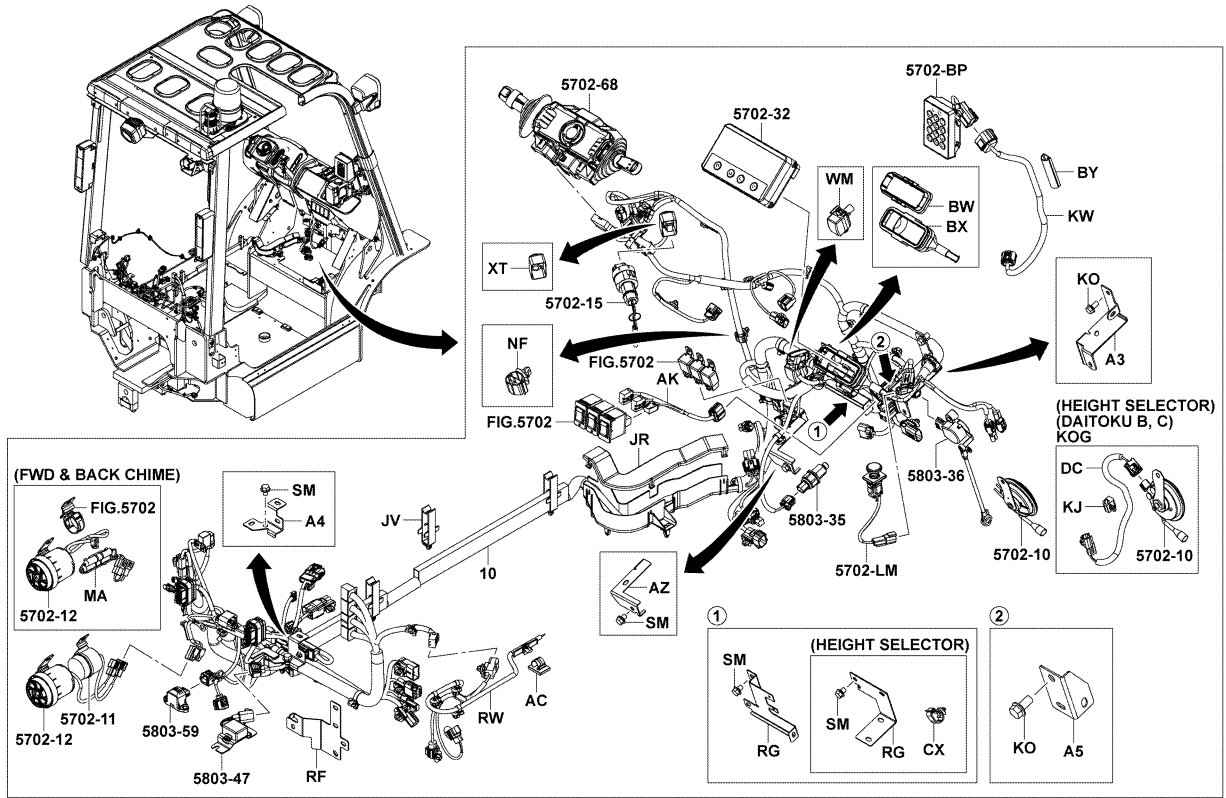
<b>5502</b>		<b>CANVAS CABIN &amp; FRONT GLASS</b> <b>PARE-BRISE &amp; CABINE EN TOILE</b>		<b>SEGELTUCHKABINE &amp; WINDSCHUTZSCHEIBE</b> <b>CABINA DE LONA Y CRISTAL FRONTAL</b>	
<b>PART NAME</b> <b>CODE</b>	<b>PART NAME</b>	<b>QTY</b>	<b>PART NAME</b> <b>CODE</b>	<b>PART NAME</b>	<b>QTY</b>

5602

WIRING & CLAMP  
CABLAGE & COLLIER

KABEL & KABELKLEMMEN  
CABLES Y ABRAZADERA

[MAIN]



5602-704B

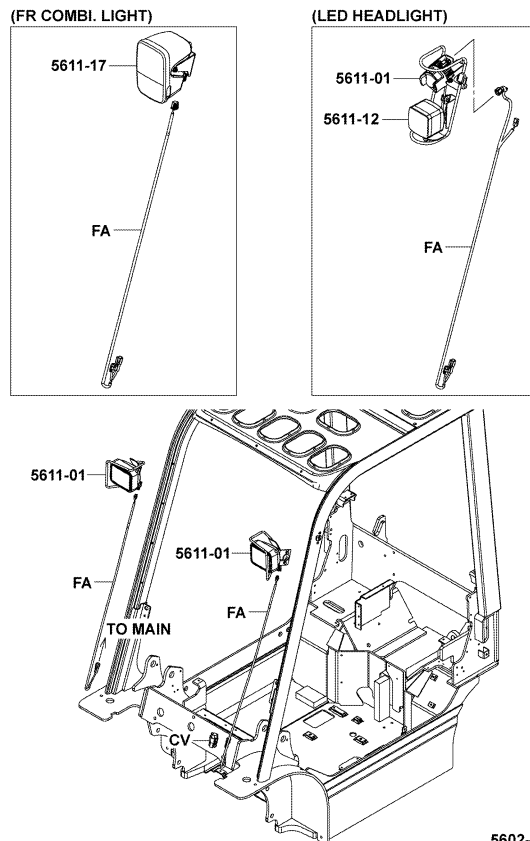
5602-704B

5602

WIRING & CLAMP  
CABLAGE & COLLIER

KABEL & KABELKLEMMEN  
CABLES Y ABRAZADERA

[FR STAY]



5602-706A

5602-706A



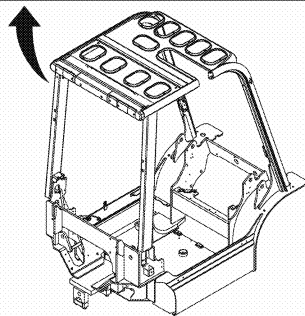
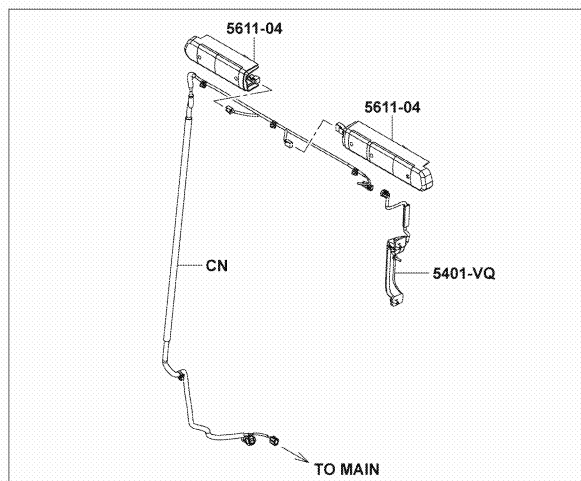
5602

WIRING & CLAMP  
CABLAGE & COLLIER

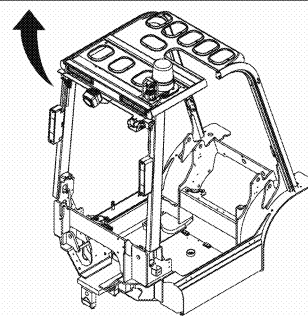
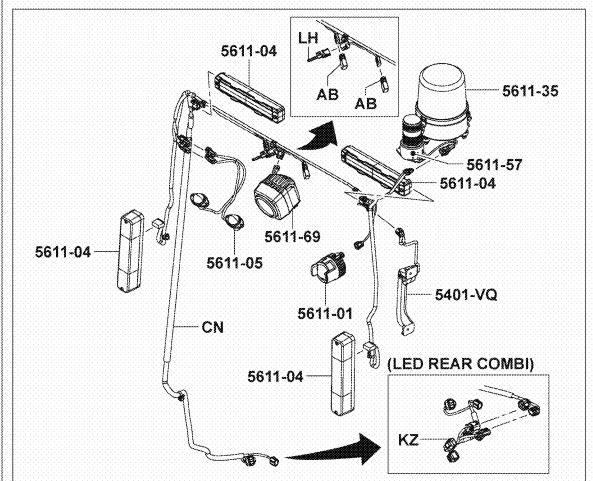
KABEL & KABELKLEMMEN  
CABLES Y ABRAZADERA

[RR UPR]

[STD]



(OPT)



5602-707

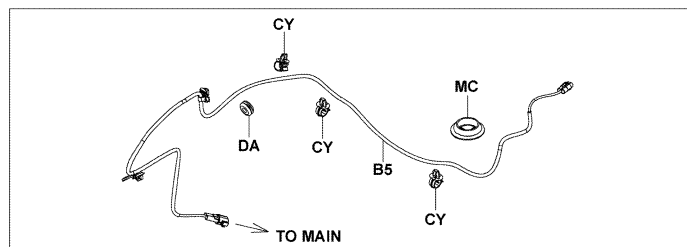
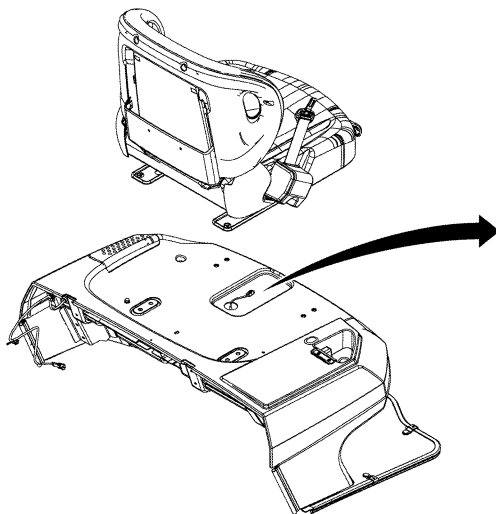
5602-707\_

5602

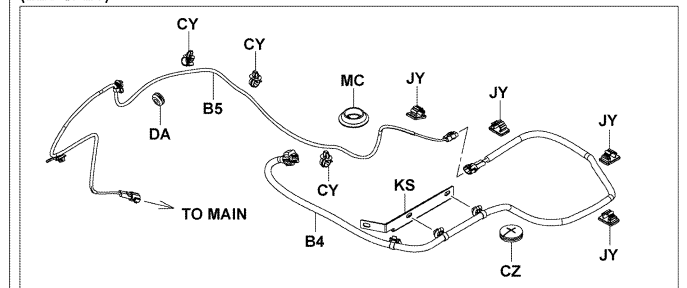
WIRING & CLAMP  
CABLAGE & COLLIER

KABEL & KABELKLEMMEN  
CABLES Y ABRAZADERA

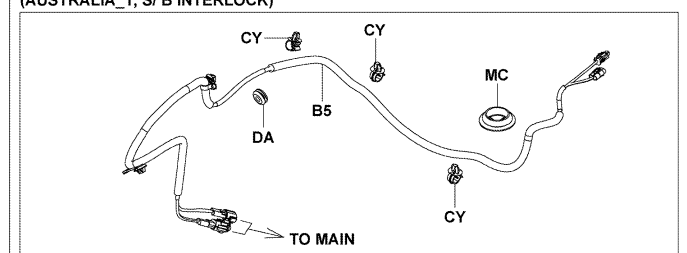
[HOOD]



(EEC SPEC)



(AUSTRALIA\_1, S/ B INTERLOCK)



5602-708A

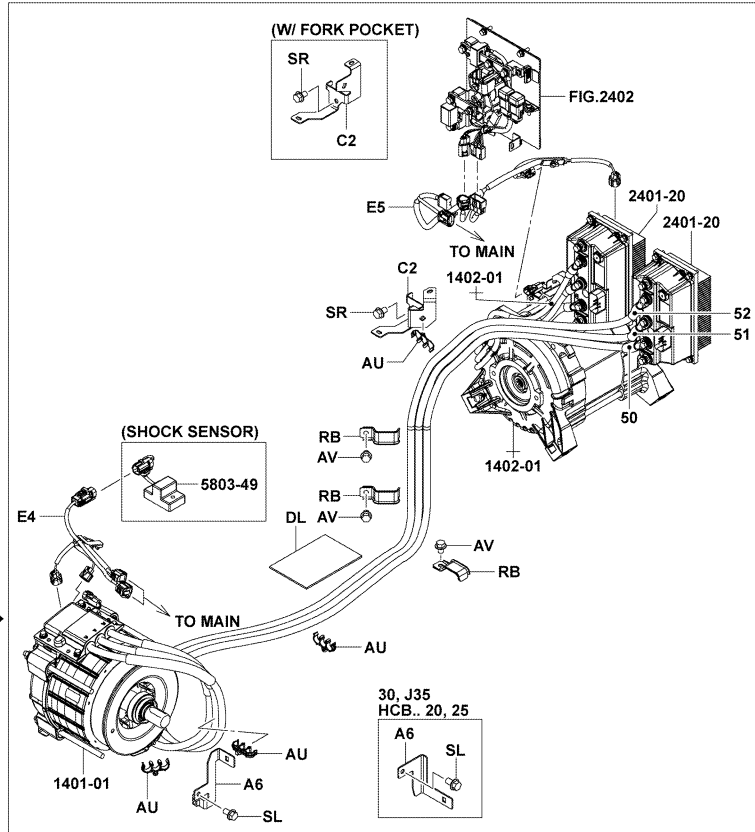
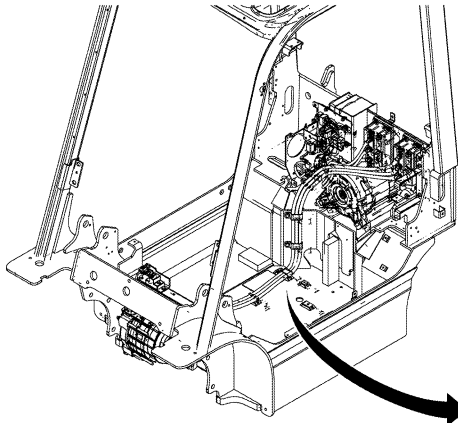
5602-708A

5602

WIRING & CLAMP  
CABLAGE & COLLIER

KABEL & KABELKLEMMEN  
CABLES Y ABRAZADERA

[MORTOR CABLE & COVER]



5602-709A

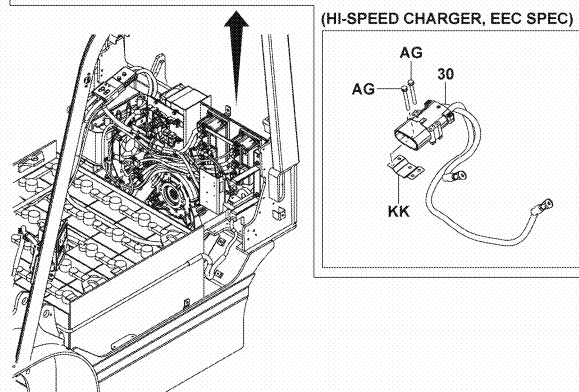
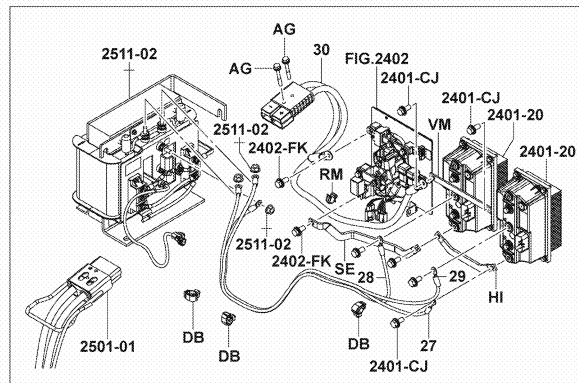
5602-709A

5602

WIRING & CLAMP  
CABLAGE & COLLIER

KABEL & KABELKLEMMEN  
CABLES Y ABRAZADERA

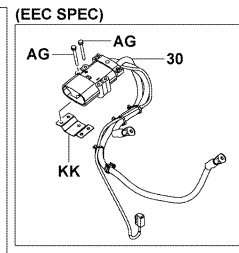
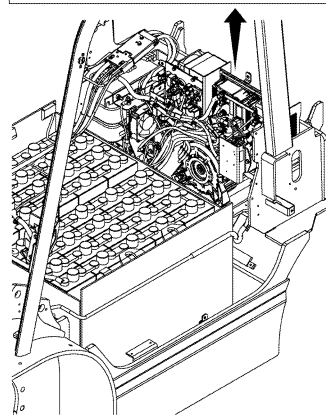
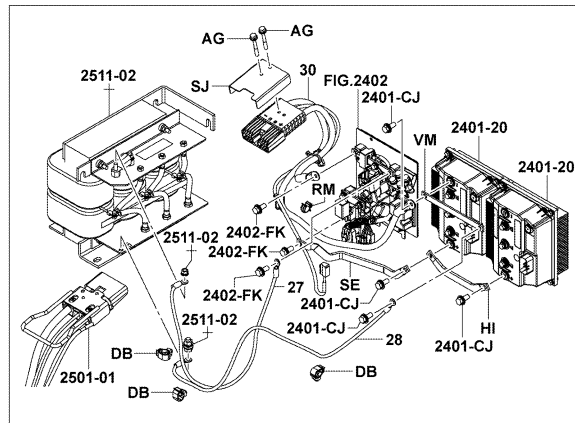
10,14,15,18,20,25 [CONTROLLER CABLE]



5602-710

5602-710\_

30,J35 [CONTROLLER CABLE]

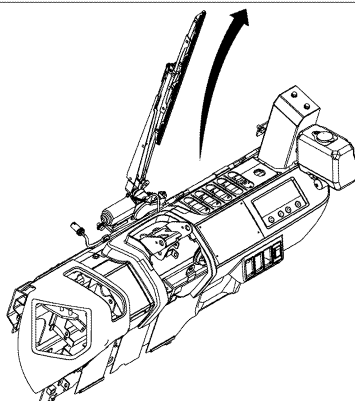
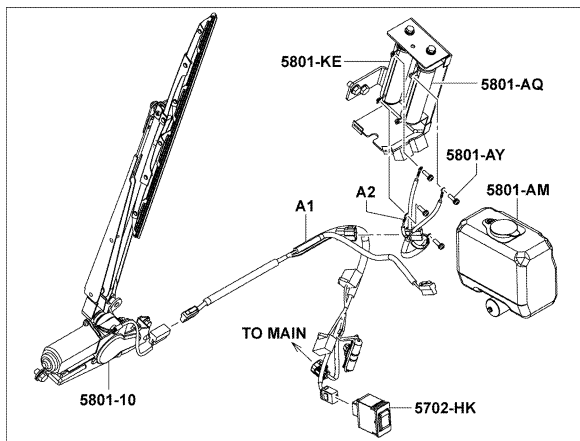


5602-711

5602-711\_

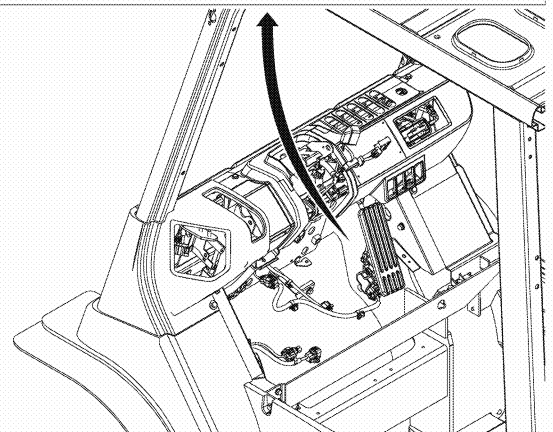
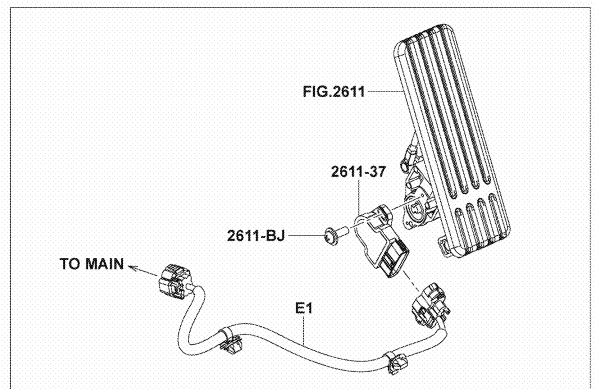
(C-CABIN WIPER, FR GLASS WP&WS) [WIPER]

[ACCEL SUB]



5602-749

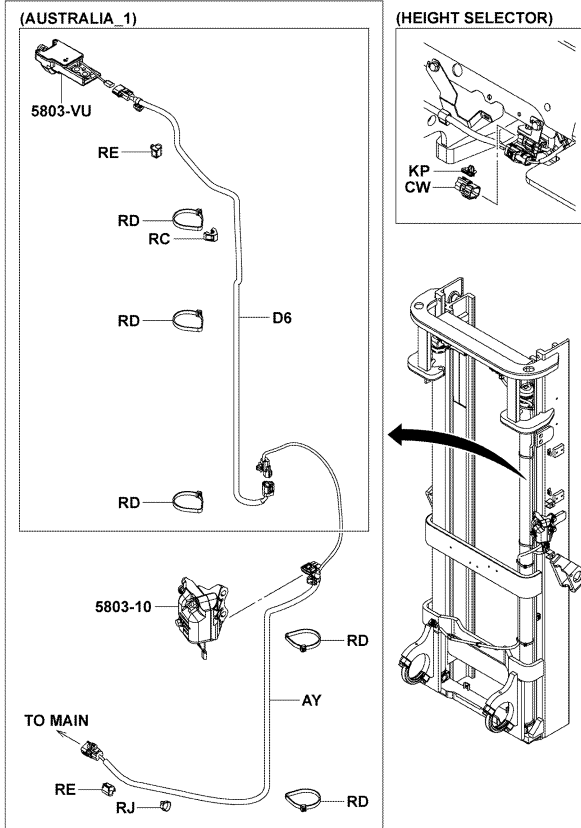
5602-749\_



5602-714

5602-714\_

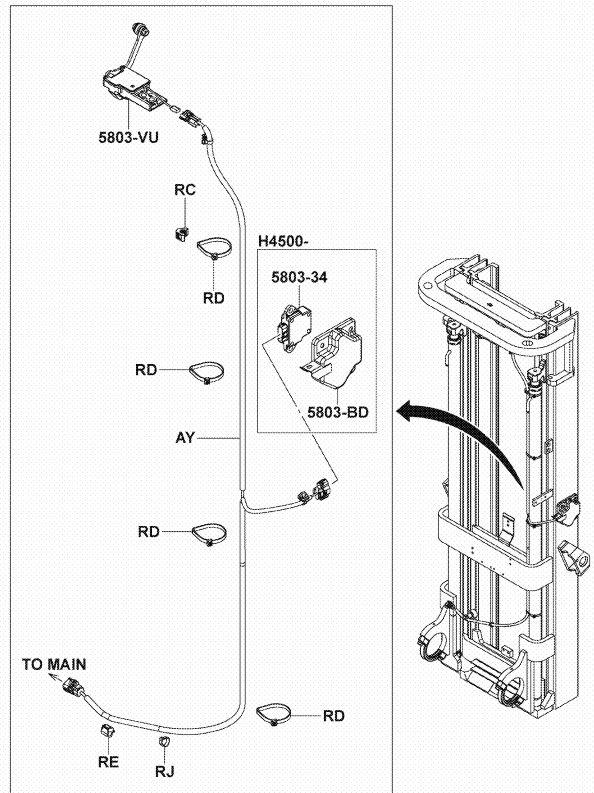
V [HEIGHT SENSOR]



5602-715A

5802-715A

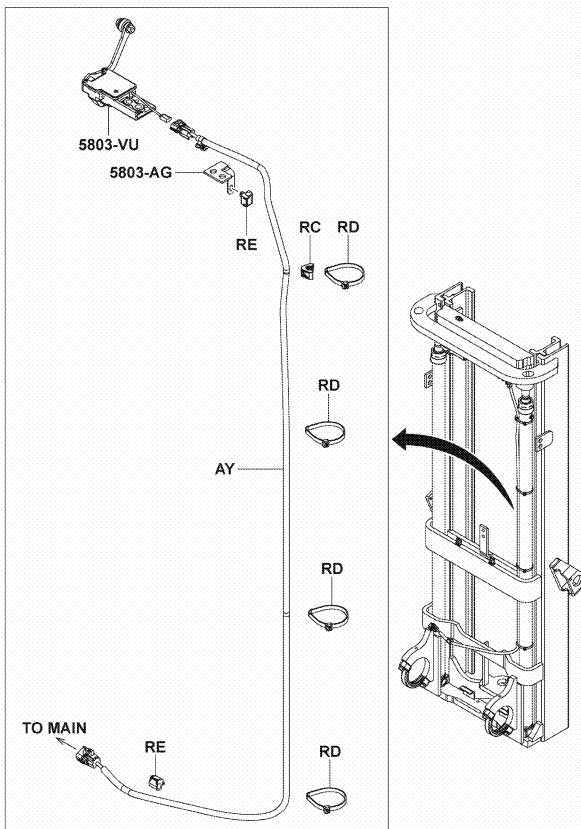
FSV [HEIGHT SENSOR]



5602-716

5802-716

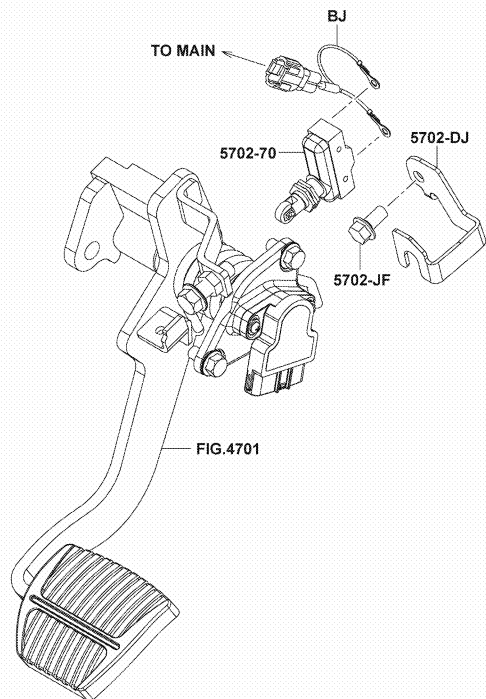
FV [HEIGHT SENSOR]



5602-717

5802-717

[STOP LAMP]



5602-718

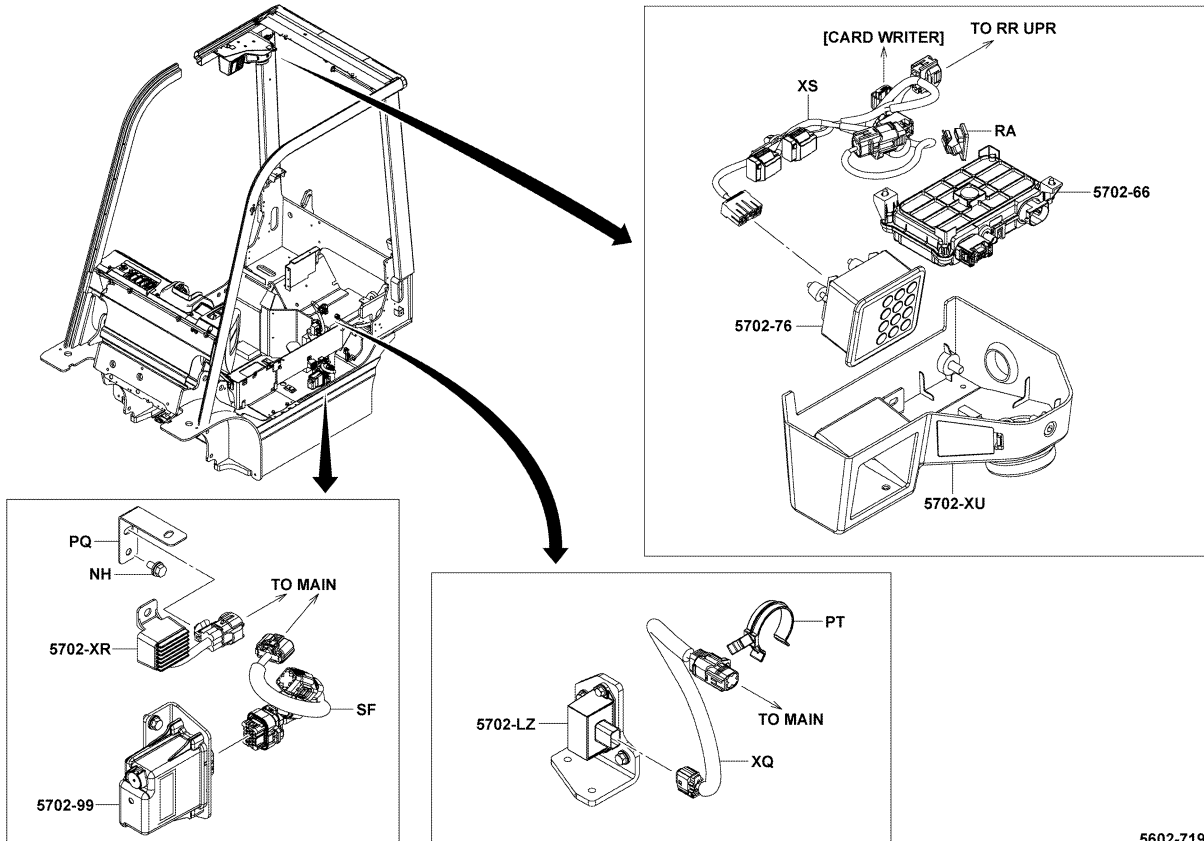
5802-718

5602

WIRING & CLAMP  
CABLAGE & COLLIER

KABEL & KABELKLEMMEN  
CABLES Y ABRAZADERA

(PRE.TELEMATICS, TELEMATICS W/10, TELEMA.W/C-KEY, TELEMA.W/K



5602-719A

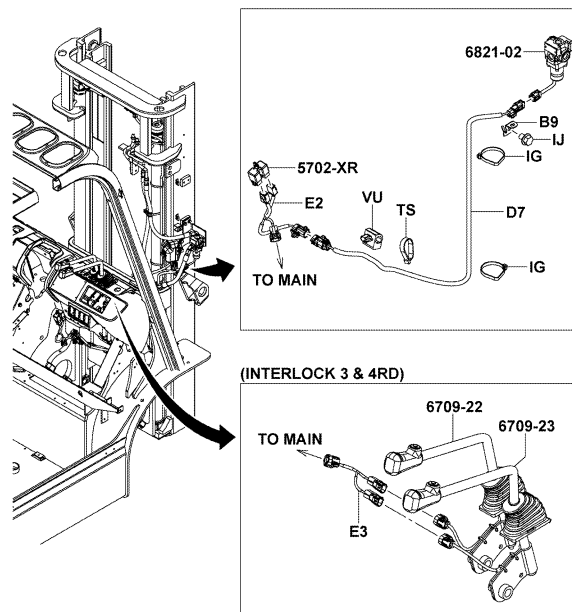
5602-719A

5602

WIRING & CLAMP  
CABLAGE & COLLIER

KABEL & KABELKLEMMEN  
CABLES Y ABRAZADERA

(INTERLOCK 3RD, INTERLOCK 4RD, INTERLOCK 3&4RD) [CLAMP INTER



5602-720A

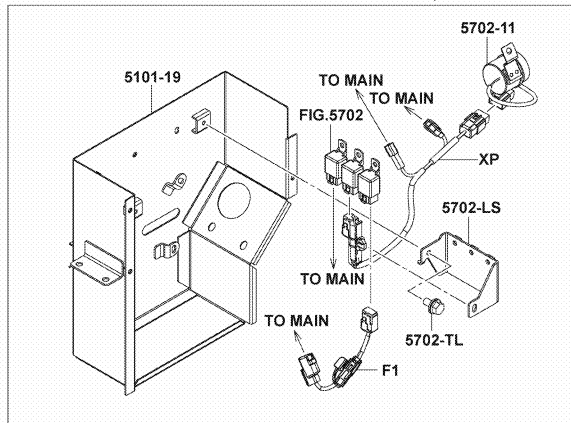
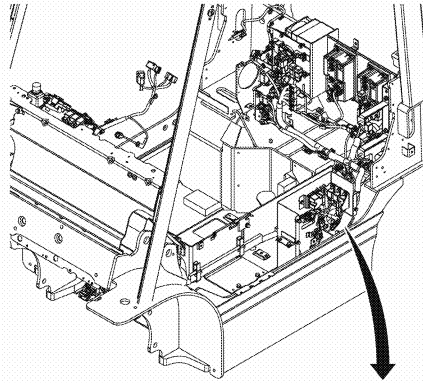
5602-720A

5602

WIRING & CLAMP  
CABLAGE & COLLIER

KABEL & KABELKLEMMEN  
CABLES Y ABRAZADERA

[ACCESSORY BOX]



5602-721

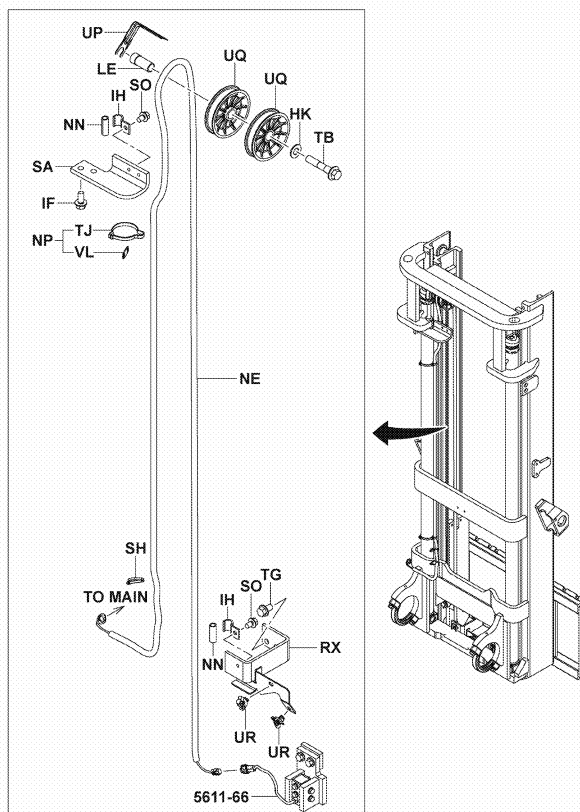
5602-721\_

5602

WIRING & CLAMP  
CABLAGE & COLLIER

KABEL & KABELKLEMMEN  
CABLES Y ABRAZADERA

V (LASER MARKER) [LASER MARKER]



5602-723

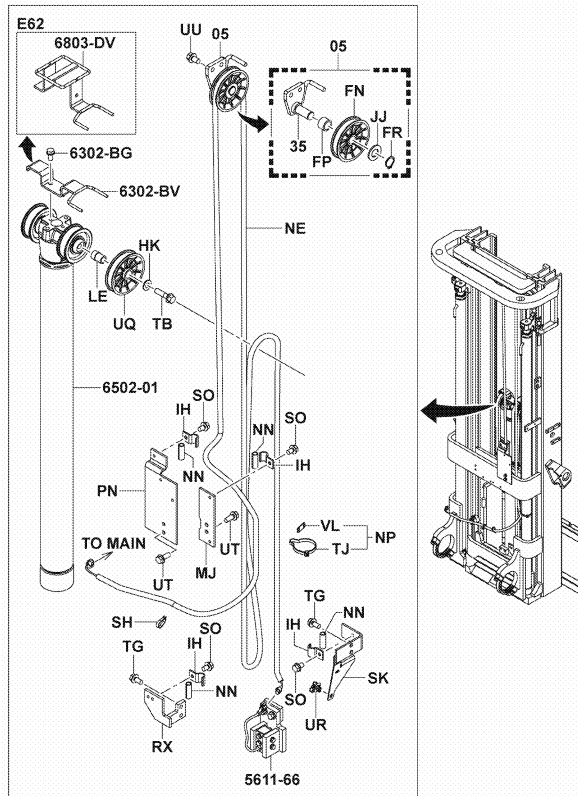
5602-723\_

5602

WIRING & CLAMP  
CABLAGE & COLLIER

KABEL & KABELKLEMMEN  
CABLES Y ABRAZADERA

FSV (LASER MARKER) [LASER MARKER]



5602-724

5602-724\_

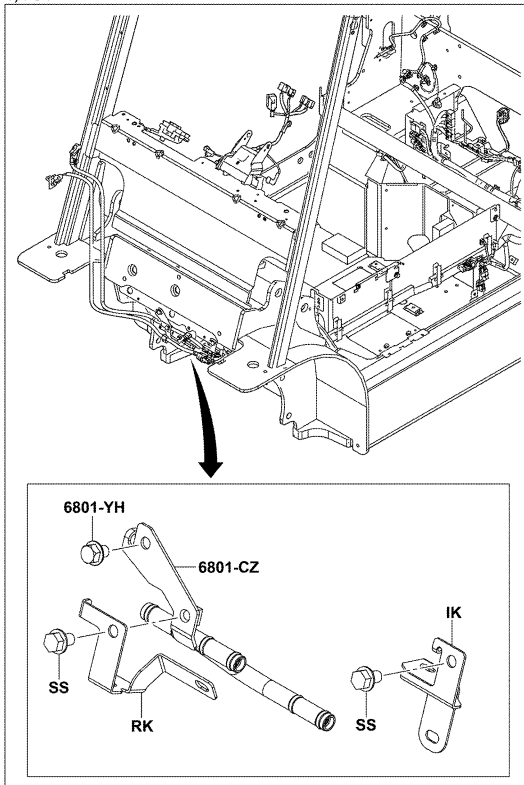
5602

WIRING & CLAMP  
CABLAGE & COLLIER

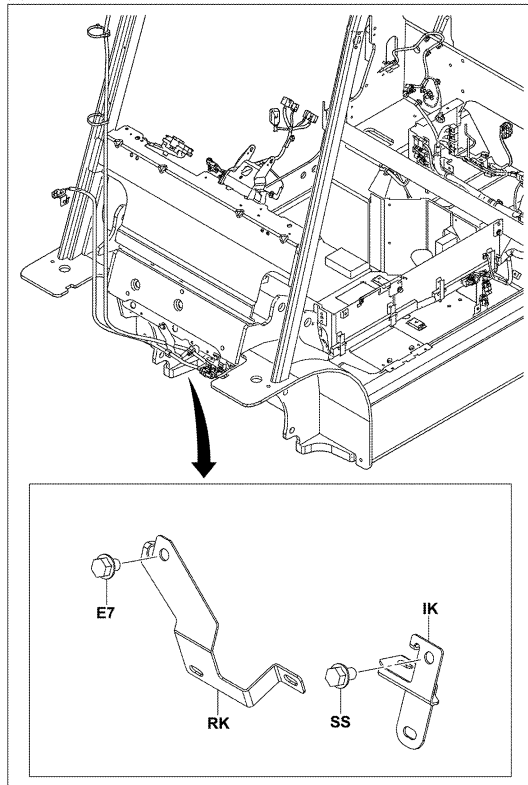
KABEL & KABELKLEMMEN  
CABLES Y ABRAZADERA

[MAST LWR BRACKET]

V, FSV



FV



5602-751

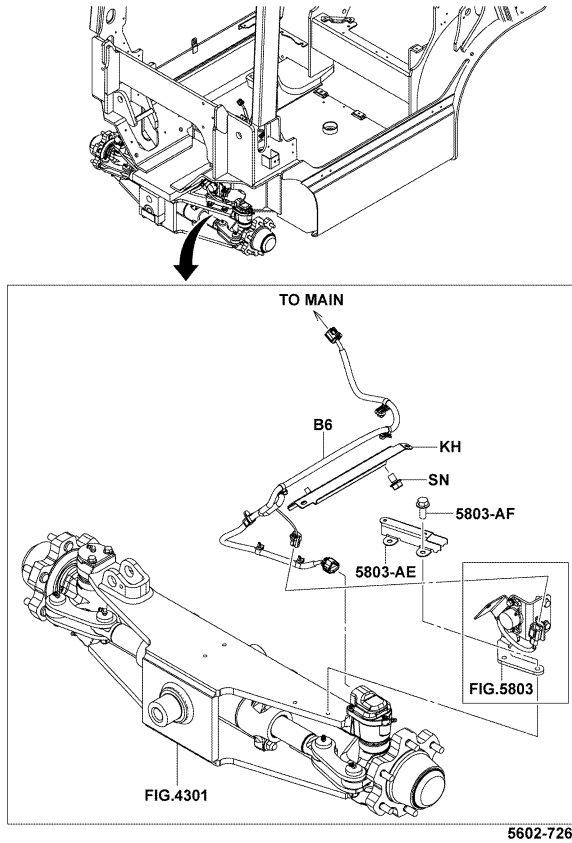
5602-751\_

5602

WIRING & CLAMP  
CABLAGE & COLLIER

KABEL & KABELKLEMMEN  
CABLES Y ABRAZADERA

(SAS) [RR LWR]



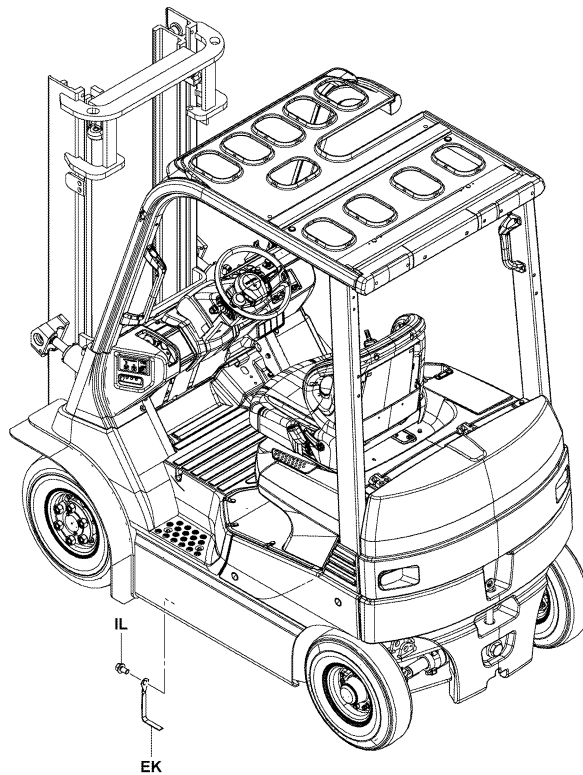
5602-726A

5602

WIRING & CLAMP  
CABLAGE & COLLIER

KABEL & KABELKLEMMEN  
CABLES Y ABRAZADERA

(FR GREEN N/PUNC, FR WHITE N/PUNC, RR GREEN N/PUNC, RR WHITE)



5602-728A

5602-728A



5602		WIRING & CLAMP CABLAGE & COLLIER	KABEL & KABELKLEMMEN CABLES Y ABRAZADERA		
PART NAME CODE	PART NAME	QTY	PART NAME CODE	PART NAME	QTY
5602-05	BRACKET ASSY, PULLEY ENS. DE SUPPORT TRAGER, VOLLST. CONJUNTO DE LA SOPORTE	1	5602-A1	WIRE FIL DRAHT ALAMBRE	1
5602-10	HARNESS ASSY, WIRING ENS. DE FAISCEAU KABELBUM, VOLLST. CONJUNTO DEL RAMAL DE CABLES	1	5602-A2	WIRE FIL DRAHT ALAMBRE	1
5602-27	WIRING SUB-ASSY, TRANSFORMER, NO.1 SOUS-ENS. DE FAISCEWU DE RILE VERKABELUNGS-TEILGRUPPE SUBCONJUNTO DE CONEXIONES	1	5602-A3	BRACKET SUB-ASSY SOUS-ENS. DE SUPPORT TRAGER-TEILGRUPPE SUBCONJUNTO DE LA SOPORTE	1
5602-28	WIRING SUB-ASSY, TRANSFORMER, NO.2 SOUS-ENS. DE FAISCEWU DE RILE VERKABELUNGS-TEILGRUPPE SUBCONJUNTO DE CONEXIONES	1	5602-A4	BRACKET SUPPORT TRAGER SOPORTE	1
5602-29	WIRING SUB-ASSY, TRANSFORMER, NO.3 SOUS-ENS. DE FAISCEWU DE RILE VERKABELUNGS-TEILGRUPPE SUBCONJUNTO DE CONEXIONES	1	5602-A6	BRACKET SUB-ASSY SOUS-ENS. DE SUPPORT TRAGER-TEILGRUPPE SUBCONJUNTO DE LA SOPORTE	1
5602-30	CONNECTOR SUB-ASSY SOUS-ENS. DE CONNECTEUR STECKVERBINDER-TEILGRUPPE SUBCONJUNTO DE CONECTOR	1	5602-AB	HARNESS, CHIME FAISCEAU KABELBAUM RAMAL DE CABLES	2
5602-35	BRACKET SUB-ASSY, PULLEY SOUS-ENS. DE SUPPORT TRAGER-TEILGRUPPE SUBCONJUNTO DE LA SOPORTE	1	5602-AC	CLAMP PINSE KLEMME ABRAZADERA	1
5602-50	WIRING, DRIVE MOTOR, NO.1 FAISCEWU DE RILE VERKABELUNG CONEXIONES	1	5602-AG	BOLT BOULON SCHRAUBE PERNO	2-4
5602-51	WIRING, DRIVE MOTOR, NO.2 FAISCEWU DE RILE VERKABELUNG CONEXIONES	1	5602-AK	HARNESS FAISCEAU KABELBAUM RAMAL DE CABLES	1
5602-52	WIRING, DRIVE MOTOR, NO.3 FAISCEWU DE RILE VERKABELUNG CONEXIONES	1	5602-AU	CLAMP PINSE KLEMME ABRAZADERA	4-5

5602		WIRING & CLAMP CABLAGE & COLLIER	KABEL & KABELKLEMMEN CABLES Y ABRAZADERA		
PART NAME CODE	PART NAME	QTY	PART NAME CODE	PART NAME	QTY
5602-AV	BOLT BOULON SCHRAUBE PERNO	2-3	5602-BX	BOOT COFFRE MANSCHETTE FORRO	1
5602-AY	WIRE, SWITCH FIL DRAHT ALAMBRE	1	5602-BY	COVER, HARNESS COUVERCLE DECKEL CUBIERTA	1
5602-AZ	BRACKET SUPPORT TRAGER SOPORTE	1	5602-C2	BRACKET SUPPORT TRAGER SOPORTE	1
5602-B3	BRACKET SUB-ASSY SOUS-ENS. DE SUPPORT TRAGER-TEILGRUPPE SUBCONJUNTO DE LA SOPORTE	1	5602-CN	HARNESS SUB-ASSY SOUS-ENS. DE FAISCEAU KABELBAUM-TEILGRUPPE SUBCONJUNTO DEL RAMAL DE CABLES	1
5602-B4	WIRE, HOOD FIL DRAHT ALAMBRE	1	5602-CY	CLAMP PINSE KLEMME ABRAZADERA	3
5602-B5	WIRE, HOOD FIL DRAHT ALAMBRE	1	5602-CZ	GROMMET RONDELLE ISOLANTE DURCHFUHRUNG ANILLO PROTECTOR	1
5602-B6	WIRE, REAR, LWR FIL DRAHT ALAMBRE	1	5602-D6	WIRE, MAST FIL DRAHT ALAMBRE	1
5602-B9	BRACKET SUPPORT TRAGER SOPORTE	1-2	5602-D7	WIRE, INTERLOCK FIL DRAHT ALAMBRE	1
5602-BJ	HARNESS, STOP LAMP SWITCH FAISCEAU KABELBAUM RAMAL DE CABLES	1	5602-DA	GROMMET RONDELLE ISOLANTE DURCHFUHRUNG ANILLO PROTECTOR	1
5602-BW	BOOT COFFRE MANSCHETTE FORRO	1	5602-DB	CLAMP PINSE KLEMME ABRAZADERA	1-3

5602		WIRING & CLAMP CABLAGE & COLLIER	KABEL & KABELKLEMMEN CABLES Y ABRAZADERA		
PART NAME CODE	PART NAME	QTY	PART NAME CODE	PART NAME	QTY
5602-DL	RUBBER CAOUTCHOUC GUMMI GOMA	1	5602-FP	SPACER ENTRETOISE DISTANZSTUCK SEPARADOR	1
5602-E1	WIRE, ACCEL FIL DRAHT ALAMBRE	1	5602-FR	RING, SHAFT SNAP ANNEAU RING ANILLO	1
5602-E2	WIRE, CLAMP I/LOCK FIL DRAHT ALAMBRE	1	5602-HI	BAR, SHORT BAR STAB BARRA	1
5602-E3	WIRE, CLAMP I/LOCK FIL DRAHT ALAMBRE	1	5602-HK	WASHER, PLATE RODELLE UNTERLEGSCHIEBE ARANDELA	1
5602-E4	WIRE, SUB FIL DRAHT ALAMBRE	1	5602-IF	BOLT BOULON SCHRAUBE PERNO	2
5602-E5	WIRE, SUB FIL DRAHT ALAMBRE	1	5602-IG	BAND BANDE BAND BANDA	2-3
5602-E7	BOLT BOULON SCHRAUBE PERNO	1	5602-IH	CLAMP PINSE KLEMME ABRAZADERA	2-5
5602-EK	WIRE, EARTH FIL DRAHT ALAMBRE	1	5602-IJ	BOLT BOULON SCHRAUBE PERNO	1-2
5602-FA	HARNES SUB-ASSY SOUS-ENS. DE FAISCEAU KABELBAUM-TEILGRUPPE SUBCONJUNTO DEL RAMAL DE CABLES	2	5602-IK	BRACKET SUPPORT TRAGER SOPORTE	1
5602-FN	PULLEY, CABLE POULIE RIEMENSCHIEBE POLEA	1	5602-IL	BOLT BOULON SCHRAUBE PERNO	1

5602		WIRING & CLAMP CABLAGE & COLLIER	KABEL & KABELKLEMMEN CABLES Y ABRAZADERA		
PART NAME CODE	PART NAME	QTY	PART NAME CODE	PART NAME	QTY
5602-JJ	WASHER RODELLE UNTERLEGSCHIEBE ARANDELA	1	5602-LE	PIN GOUVILLE STIFT PASADOR	1
5602-JR	PROTECTOR, WIRE PROTECTEUR SCHUTZABDECKUNG PROTECTOR	1	5602-LH	CONNECTOR CONNECTEUR STECKVERBINDER CONECTOR	1
5602-JV	CLAMP PINSE KLEMME ABRAZADERA	5	5602-MA	HARNES FAISCEAU KABELBAUM RAMAL DE CABLES	1
5602-JY	CLAMP PINSE KLEMME ABRAZADERA	4	5602-MC	GROMMET RONDELLE ISOLANTE DURCHFUHRUNG ANILLO PROTECTOR	1
5602-KH	GUIDE GUIDE FUHRUNG GUIA	1	5602-MJ	PLATE PLAQUE PLATTE PLACA	1
5602-KK	BRACKET SUB-ASSY SOUS-ENS. DE SUPPORT TRAGER-TEILGRUPPE SUBCONJUNTO DE LA SOPORTE	1	5602-NE	CABLE SUB-ASSY SOUS-ENS. DE CABLE SEILZUG-TEILGRUPPE SUBCONJUNTO DE CABLE	1
5602-KO	BOLT BOULON SCHRAUBE PERNO	2	5602-NF	CLAMP PINSE KLEMME ABRAZADERA	1
5602-KS	BRACKET SUPPORT TRAGER SOPORTE	1	5602-NH	BOLT BOULON SCHRAUBE PERNO	1
5602-KW	HARNES FAISCEAU KABELBAUM RAMAL DE CABLES	1	5602-NN	RUBBER CAOUTCHOUC GUMMI GOMA	2-5
5602-KZ	HARNES, RR FAISCEAU KABELBAUM RAMAL DE CABLES	1	5602-NP	SUPPORT SUB-ASSY, HOSE SOUS-ENS. DE SUPPORT STUTZEN-TEILGRUPPE SUBCONJUNTO DEL SOPORTE	2-3

5602		WIRING & CLAMP CABLAGE & COLLIER		KABEL & KABELKLEMMEN CABLES Y ABRAZADERA	
PART NAME CODE	PART NAME	QTY	PART NAME CODE	PART NAME	QTY
5602-PN	PLATE PLAQUE PLATTE PLACA	1	5602-RG	BRACKET SUPPORT TRAGER SOPORTE	1
5602-PQ	PLATE PLAQUE PLATTE PLACA	1	5602-RJ	BAND BANDE BAND BANDA	1
5602-PT	CLAMP PINSE KLEMME ABRAZADERA	1	5602-RK	BRACKET SUPPORT TRAGER SOPORTE	1
5602-PZ	CLAMP PINSE KLEMME ABRAZADERA	1	5602-RM	CLAMP PINSE KLEMME ABRAZADERA	1
5602-RA	CLAMP PINSE KLEMME ABRAZADERA	1	5602-RW	WIRE, SUB FIL DRAHT ALAMBRE	1
5602-RB	CLAMP PINSE KLEMME ABRAZADERA	2-3	5602-RX	BRACKET SUPPORT TRAGER SOPORTE	1
5602-RC	STOPPER BUTEE ANSCHLAG TOPE	1	5602-SA	BRACKET SUPPORT TRAGER SOPORTE	1
5602-RD	BAND BANDE BAND BANDA	1-5	5602-SE	BAR, SHORT BAR STAB BARRA	1
5602-RE	CLAMP PINSE KLEMME ABRAZADERA	1-2	5602-SF	WIRE FIL DRAHT ALAMBRE	1
5602-RF	BRACKET SUPPORT TRAGER SOPORTE	1	5602-SH	CLAMP PINSE KLEMME ABRAZADERA	2

5602		WIRING & CLAMP CABLAGE & COLLIER		KABEL & KABELKLEMMEN CABLES Y ABRAZADERA	
PART NAME CODE	PART NAME	QTY	PART NAME CODE	PART NAME	QTY
5602-SJ	GUIDE GUIDE FUHRUNG GUIA	1	5602-TJ	BAND BANDE BAND BANDA	2-3
5602-SK	BRACKET SUPPORT TRAGER SOPORTE	1	5602-TS	BAND BANDE BAND BANDA	1
5602-SL	BOLT BOULON SCHRAUBE PERNO	1	5602-UP	GUIDE GUIDE FUHRUNG GUIA	1
5602-SM	BOLT BOULON SCHRAUBE PERNO	4	5602-UQ	PULLEY POULIE RIEMENSCHLEIBE POLEA	1-2
5602-SN	BOLT BOULON SCHRAUBE PERNO	1-2	5602-UR	CLAMP PINSE KLEMME ABRAZADERA	2
5602-SO	BOLT BOULON SCHRAUBE PERNO	2-5	5602-UT	BOLT BOULON SCHRAUBE PERNO	4
5602-SR	BOLT BOULON SCHRAUBE PERNO	1	5602-UU	BOLT BOULON SCHRAUBE PERNO	2
5602-SS	BOLT BOULON SCHRAUBE PERNO	1-2	5602-VL	SUPPORT SUPPORT STUTZE SOPORTE	2-3
5602-TB	BOLT BOULON SCHRAUBE PERNO	1	5602-VM	BAR, SHORT BAR STAB BARRA	1
5602-TG	BOLT BOULON SCHRAUBE PERNO	2-4	5602-VU	CLAMP PINSE KLEMME ABRAZADERA	1

<b>5602</b>		<b>WIRING &amp; CLAMP CABLAGE &amp; COLLIER</b>		<b>KABEL &amp; KABELKLEMMEN CABLES Y ABRAZADERA</b>	
<b>PART NAME CODE</b>	<b>PART NAME</b>	<b>QTY</b>	<b>PART NAME CODE</b>	<b>PART NAME</b>	<b>QTY</b>
<b>5602-WM</b>	<b>HOUSING, CONNECTOR CHECKER</b> ----- BOITIER GEH: USE FUNDA	<b>1</b>			
<b>5602-XP</b>	<b>WIRING</b> ----- FAISCEWAU DE RILE VERKABELUNG CONEXIONES	<b>1</b>			
<b>5602-XQ</b>	<b>WIRING</b> ----- FAISCEWAU DE RILE VERKABELUNG CONEXIONES	<b>1</b>			
<b>5602-XS</b>	<b>WIRE</b> ----- FIL DRAHT ALAMBRE	<b>1</b>			
<b>5602-XT</b>	<b>BOOT</b> ----- COFFRE MANSCHETTE FORRO	<b>1</b>			

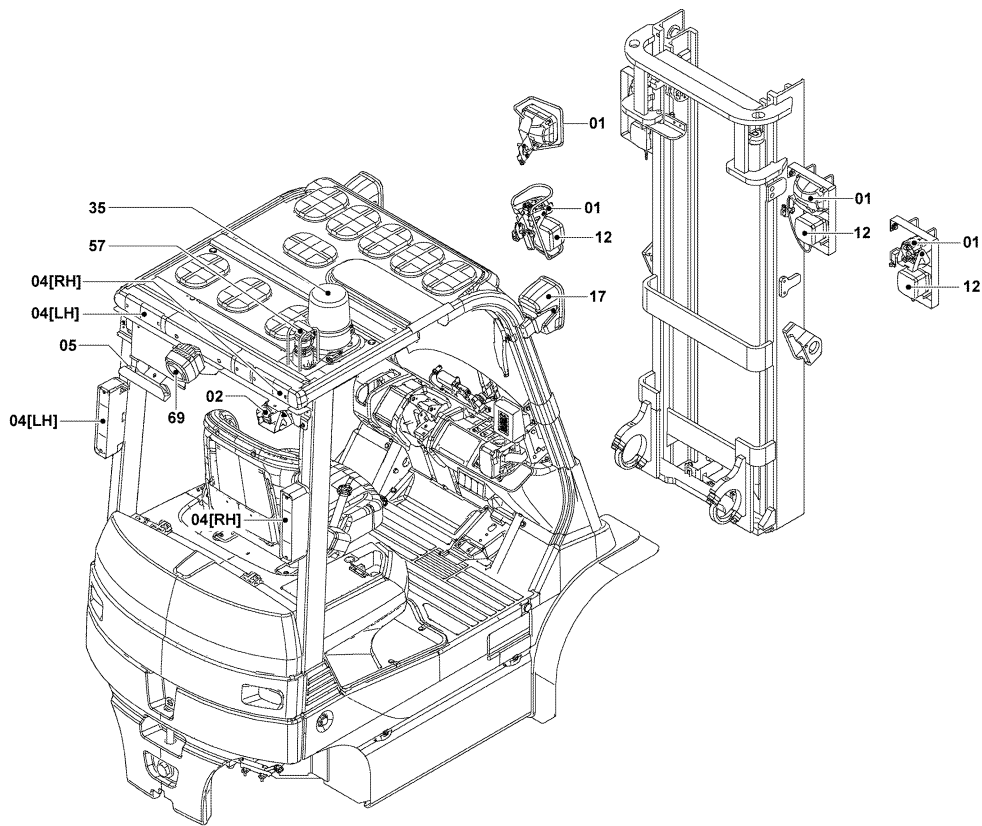
<b>5602</b>		<b>WIRING &amp; CLAMP CABLAGE &amp; COLLIER</b>		<b>KABEL &amp; KABELKLEMMEN CABLES Y ABRAZADERA</b>	
<b>PART NAME CODE</b>	<b>PART NAME</b>	<b>QTY</b>	<b>PART NAME CODE</b>	<b>PART NAME</b>	<b>QTY</b>

5611

LAMP  
LAMPE

LAMPE  
LAMPARA

[ASSY]



5611-638

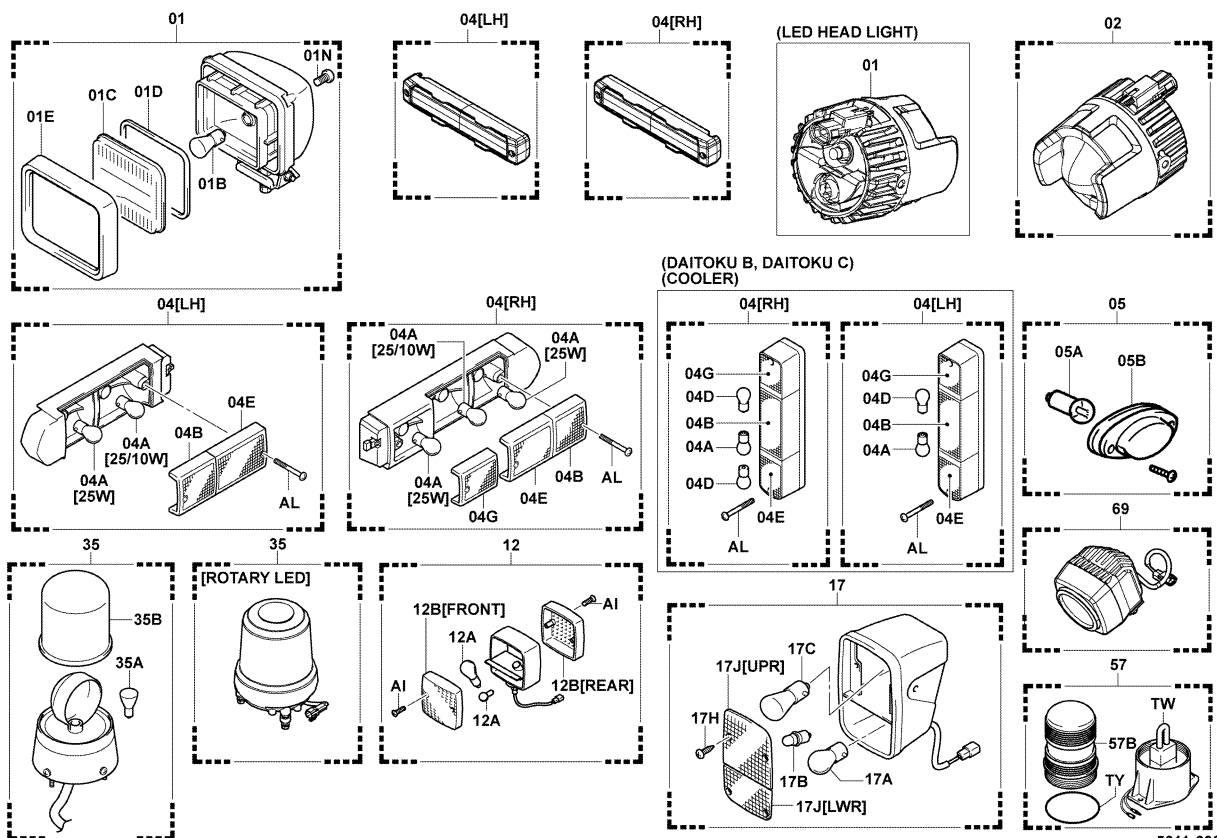
5611-638\_

5611

LAMP  
LAMPE

LAMPE  
LAMPARA

[INNER]



5611-639

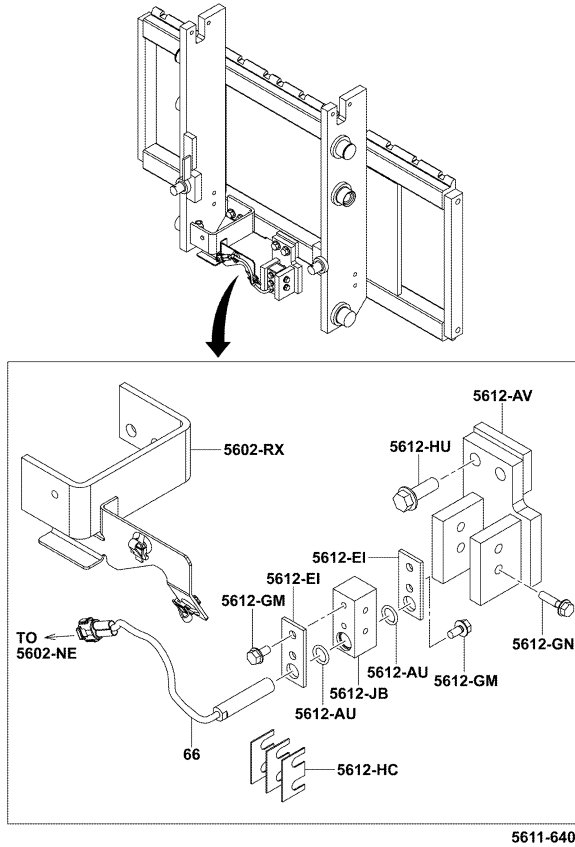
5611-639\_

**5611**

LAMP  
LAMPE

LAMPE  
LAMPARA

(LASER MARKER) [LASER MARKER]



5611-640A

5611-640A

**5611**

LAMP  
LAMPE

LAMPE  
LAMPARA

PART NAME CODE	PART NAME	QTY	PART NAME CODE	PART NAME	QTY
5611-01	LAMP ASSY, HEAD ENS. DE LAMPE LAMPEN, VOLLST. CONJUNTO DE LA LAMPARA	2	5611-12A	BULB, FRONT COMBINATION AMPOULE GLUHLAMPE LAMPARA	2
5611-02	LAMP ASSY, WORKING ENS. DE LAMPE LAMPEN, VOLLST. CONJUNTO DE LA LAMPARA	1	5611-12B	LENS, FRONT COMBINATION OPTIQUE OBJEKTIV LENTE	2
5611-04	LAMP ASSY, REAR COMBINATION ENS. DE LAMPE LAMPEN, VOLLST. CONJUNTO DE LA LAMPARA	1-2	5611-17	LAMP ASSY, COMBINATION HEAD ENS. DE LAMPE LAMPEN, VOLLST. CONJUNTO DE LA LAMPARA	1
5611-04A	BULB, REAR COMBINATION LAMP AMPOULE GLUHLAMPE LAMPARA	1-2	5611-17A	BULB, COMBINATION HEAD LIGHT AMPOULE GL7 HLAMPE LAMPARA	1
5611-04B	LENS, REAR COMBINATION LAMP OPTIQUE OBJEKTIV LENTE	1	5611-17B	BULB, COMBINATION HEAD LIGHT AMPOULE GL7 HLAMPE LAMPARA	1
5611-04E	LENS, REAR COMBINATION LAMP OPTIQUE OBJEKTIV LENTE	1	5611-17C	BULB, COMBINATION HEAD LIGHT AMPOULE GL7 HLAMPE LAMPARA	1
5611-04G	LENS, REAR COMBINATION LAMP OPTIQUE OBJEKTIV LENTE	1	5611-17H	SCREW, COMBINATION HEAD LIGHT VIS SCHRAUBE TORNILLO	4
5611-05	LAMP ASSY, LICENCE ENS. DE LAMPE LAMPEN, VOLLST. CONJUNTO DE LA LAMPARA	2	5611-17J	LENS, COMBINATION HEAD LIGHT OPTIQUE OBJEKTIV LENTE	1
5611-05A	BULB, LICENCE LAMP AMPOULE GLUHLAMPE LAMPARA	2	5611-35	LAMP ASSY, ROTARY ENS. DE LAMPE LAMPEN, VOLLST. CONJUNTO DE LA LAMPARA	1
5611-12	LAMP ASSY, FRONT COMBINATION ENS. DE LAMPE LAMPEN, VOLLST. CONJUNTO DE LA LAMPARA	2	5611-66	LAMP ASSY, LASER ENS. DE LAMPE LAMPEN, VOLLST. CONJUNTO DE LA LAMPARA	1

5611		LAMP LAMPE		LAMPE LAMPARA	
PART NAME CODE	PART NAME	QTY	PART NAME CODE	PART NAME	QTY
5611-69	LAMP ASSY, BLUE ----- ENS. DE LAMPE LAMPEN, VOLLST. CONJUNTO DE LA LAMPARA	1			
5611-AI	SCREW ----- VIS SCHRAUBE TORNILLO	8			
5611-AL	SCREW ----- VIS SCHRAUBE TORNILLO	2-3			

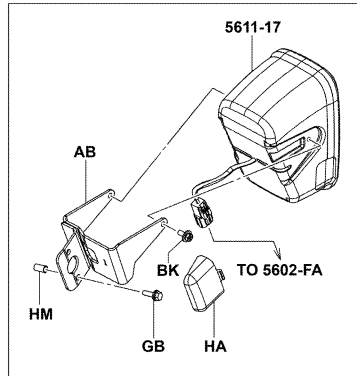
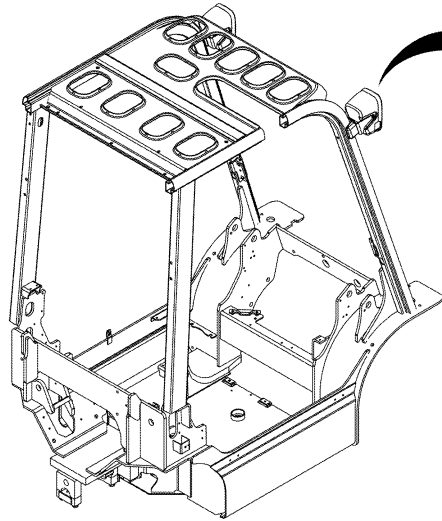
5611		LAMP LAMPE		LAMPE LAMPARA	
PART NAME CODE	PART NAME	QTY	PART NAME CODE	PART NAME	QTY

5612

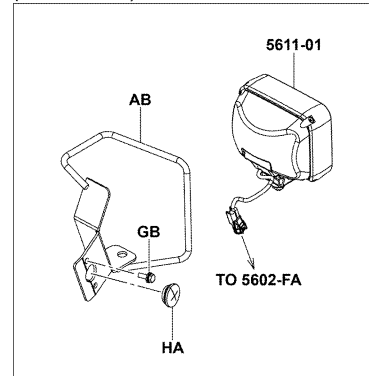
LAMP BRACKET  
SUPPORT DE LAMPE

LAMPENTRÄGER  
SOPORTE DE LAMPARA

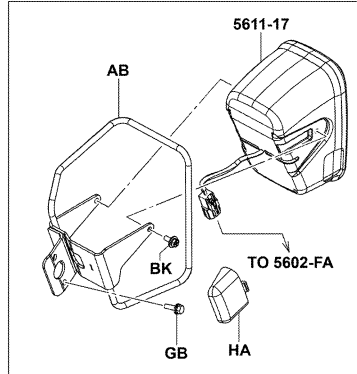
[HEAD LAMP]



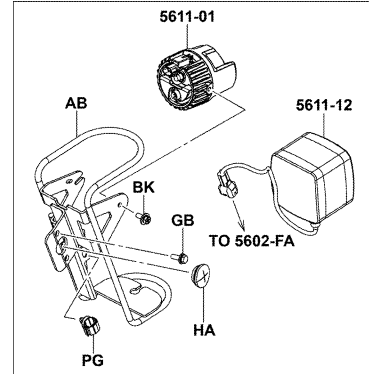
(EXPORT SPEC)



(LIGHT GUARD)



(LED HEADLIGHT)



5612-648A

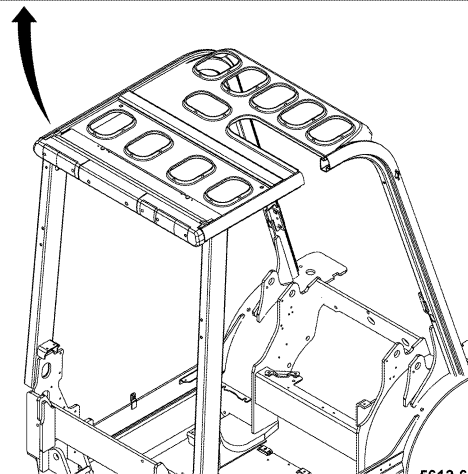
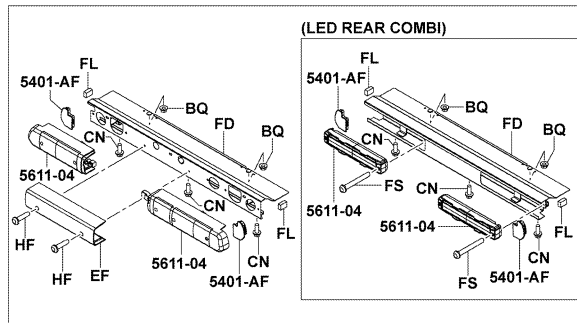
5612-648A

5612

LAMP BRACKET  
SUPPORT DE LAMPE

LAMPENTRÄGER  
SOPORTE DE LAMPARA

10,14,15,18,20,25,30,J35 [REAR COMBI LAMP]



5612-650A

5612-650A

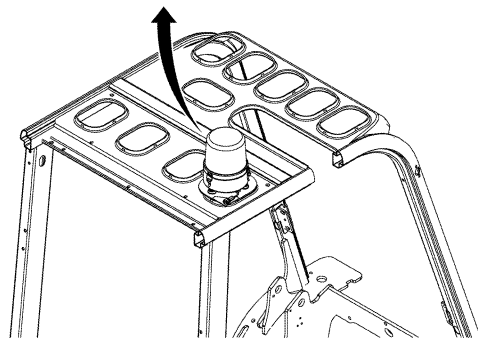
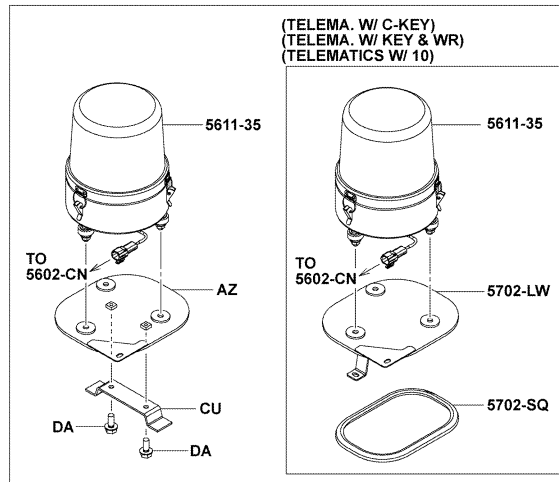


5612

LAMP BRACKET  
SUPPORT DE LAMPE

LAMPENTRÜGER  
SOPORTE DE LAMPARA

10,14,15,18,20,25,30,J35 (ROTARY UPR OHG, ROTARY LINK KEY, L



5612-652

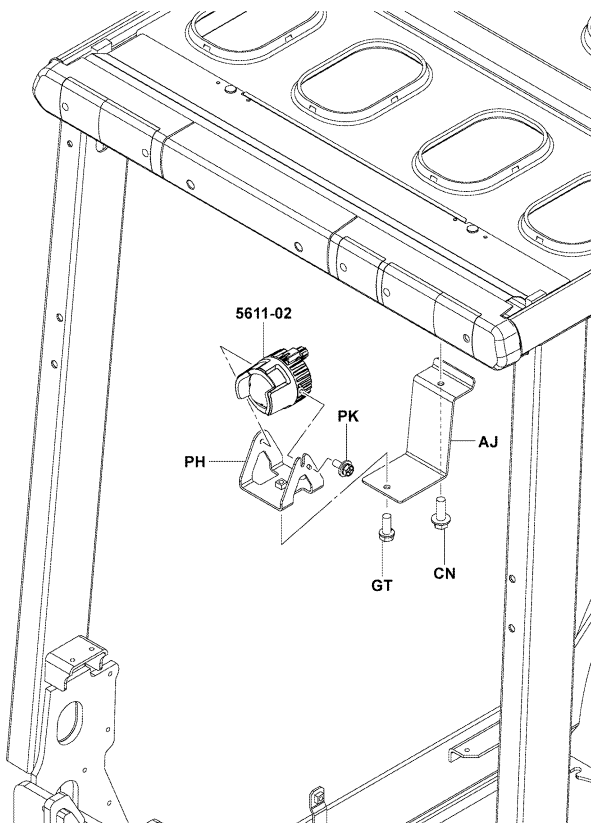
5612-652\_

5612

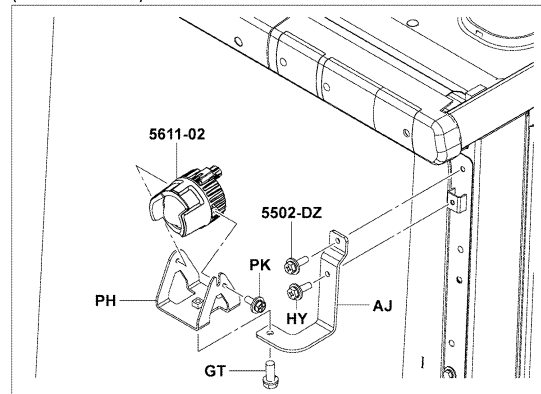
LAMP BRACKET  
SUPPORT DE LAMPE

LAMPENTRÜGER  
SOPORTE DE LAMPARA

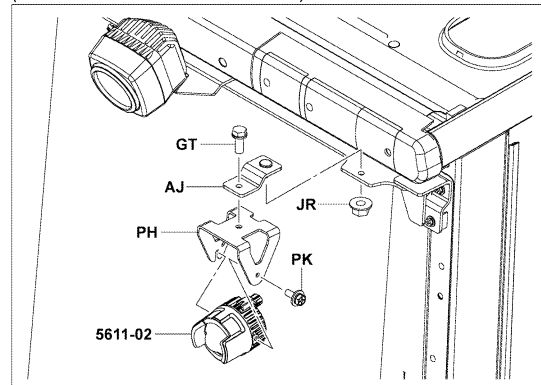
(RR WORKING, RR WORKING 1) [REAR WORKING]



(C-CABIN WIPER)



(C-CABIN WIPER.. BLUE LIGHT W/ SW)



5612-653A

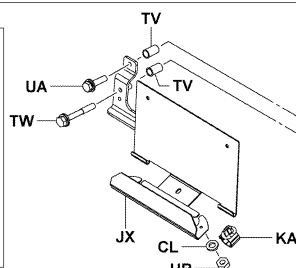
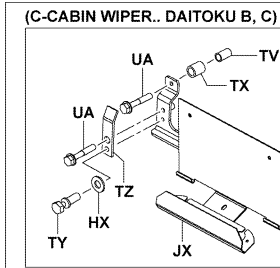
5612-653A

5612

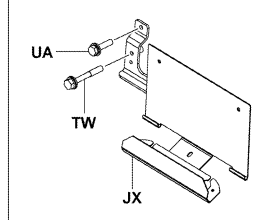
LAMP BRACKET  
SUPPORT DE LAMPE

LAMPENTRÜGER  
SOPORTE DE LAMPARA

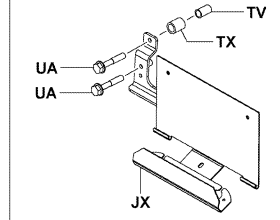
(STAY W/LIGHT) [LICENCE PLATE]



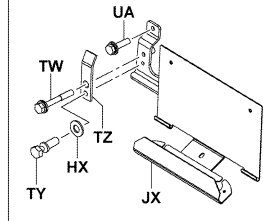
(W/ FORK POCKET)



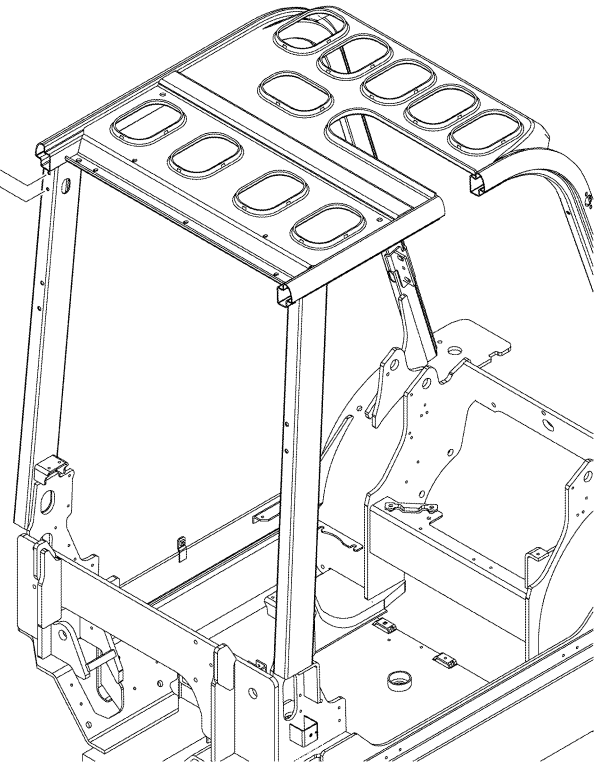
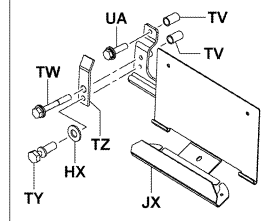
(C-CABIN WIPER)



(W/ FORK POCKET.. DAITOKU B, C)



(DAITOKU B, C)



5612-654

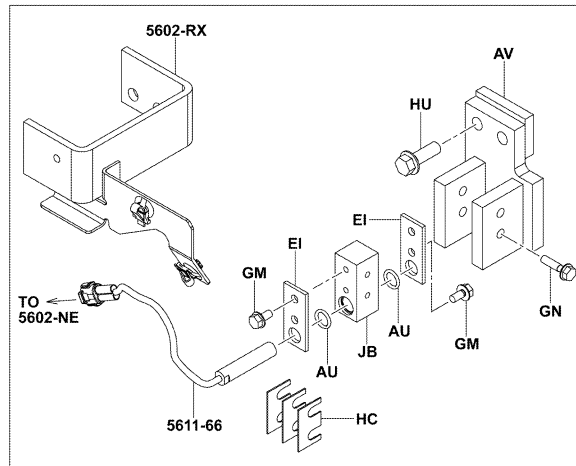
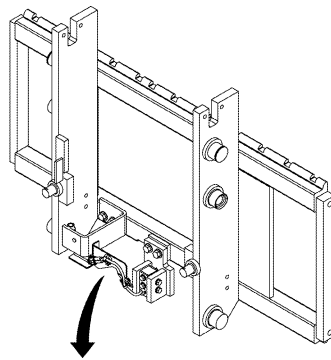
5612-654\_

5612

LAMP BRACKET  
SUPPORT DE LAMPE

LAMPENTRÜGER  
SOPORTE DE LAMPARA

(LASER MARKER) [LASER MARKER]



5612-657A

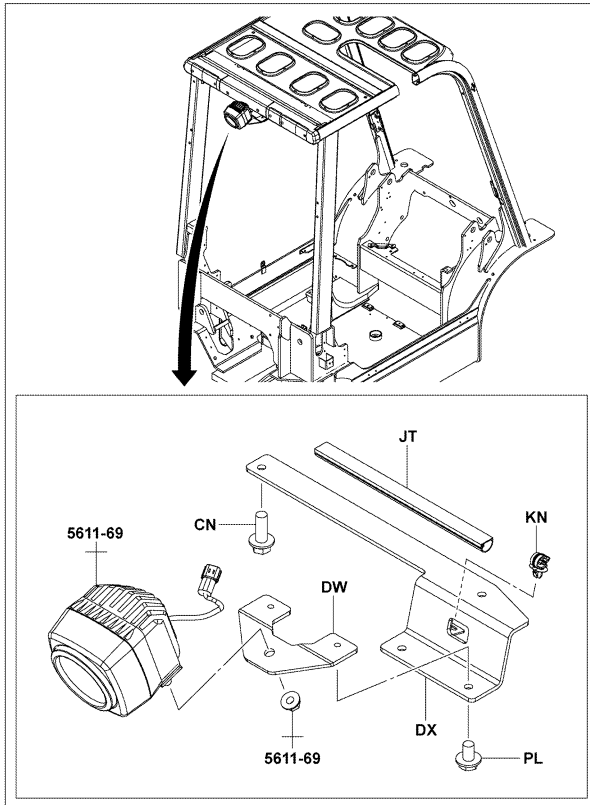
5612-657A

5612

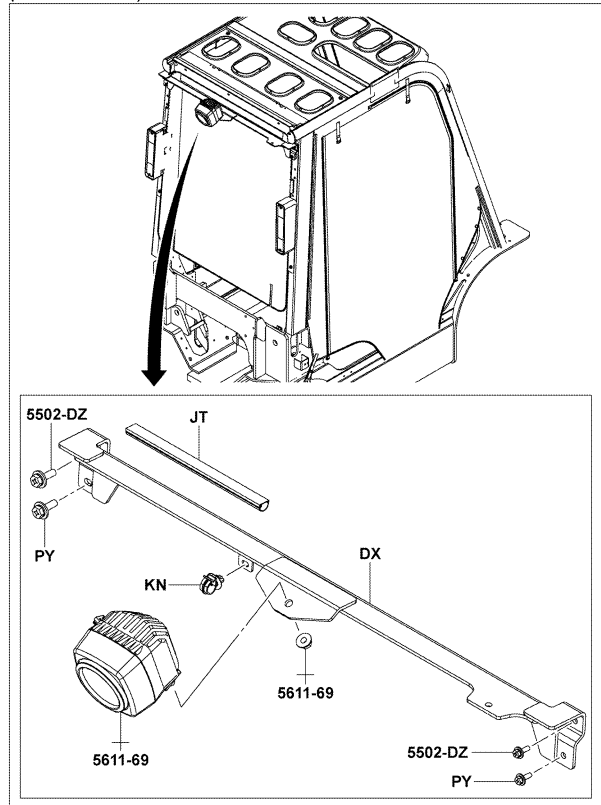
LAMP BRACKET  
SUPPORT DE LAMPE

LAMPENTRÄGER  
SOPORTE DE LAMPARA

10,14,15,18,20,25,30,J35 (BLUE LIGHT W/SW) [BLUE LIGHT]



(C-CABIN WIPER)



5612-658

5612-658\_

5612

LAMP BRACKET  
SUPPORT DE LAMPE

LAMPENTRÄGER  
SOPORTE DE LAMPARA

PART NAME CODE	PART NAME	QTY	PART NAME CODE	PART NAME	QTY
5612-AB	BRACKET SUB-ASSY, HEAD LAMP SOUS-ENS. DE SUPPORT TRAGER-TEILGRUPPE SUBCONJUNTO DE LA SOPORTE	1	5612-DA	BOLT BOULON SCHRAUBE PERNO	2
5612-AJ	BRACKET, WORKING LAMP SUPPORT TRAGER SOPORTE	1	5612-DW	BRACKET SUPPORT TRAGER SOPORTE	1
5612-AU	RING, O ANNEAU RING ANILLO	2	5612-DX	BRACKET SUPPORT TRAGER SOPORTE	1
5612-AV	BRACKET SUB-ASSY SOUS-ENS. DE SUPPORT TRAGER-TEILGRUPPE SUBCONJUNTO DE LA SOPORTE	1	5612-EF	COVER COUVERCLE DECKEL CUBIERTA	1
5612-AZ	BRACKET SUB-ASSY, ROTARY LAMP SOUS-ENS. DE SUPPORT TRAGER-TEILGRUPPE SUBCONJUNTO DE LA SOPORTE	1	5612-EI	PLATE PLAQUE PLATTE PLACA	2
5612-BK	BOLT BOULON SCHRAUBE PERNO	4	5612-FD	COVER SUB-ASSY SOUS-ENS. DE COUVERCLE DECKEL-TEILGRUPPE SUBCONJUNTO DE CUBIERTA	1
5612-BQ	NUT ECROU MUTTER TUERCA	2	5612-FL	SEAL JOINT ABDICHTUNG SELLO	2
5612-CL	WASHER, SPRING RODELLE UNTERLEGSSCHEIBE ARANDELA	4	5612-FS	SCREW VIS SCHRAUBE TORNILLO	4
5612-CN	BOLT BOULON SCHRAUBE PERNO	3	5612-GB	BOLT BOULON SCHRAUBE PERNO	4
5612-CU	BRACKET SUPPORT TRAGER SOPORTE	1	5612-GM	BOLT BOULON SCHRAUBE PERNO	4

5612		LAMP BRACKET SUPPORT DE LAMPE		LAMPENTRÄGER SOPORTE DE LAMPARA	
PART NAME CODE	PART NAME	QTY	PART NAME CODE	PART NAME	QTY
5612-GN	BOLT BOULON SCHRAUBE PERNO	2	5612-JT	COVER, HARNESS COUVERCLE DECKEL CUBIERTA	1
5612-GT	BOLT BOULON SCHRAUBE PERNO	1	5612-JX	BRACKET, LICENCE PLATE SUPPORT TRAGER SOPORTE	1
5612-HA	PLUG, HOLE BOUCHON STOPFEN TAPON	2	5612-KA	CLAMP PINSE KLEMME ABRAZADERA	2
5612-HC	SHIM CALE AUSGLEICHSCHEIBE CALCE	3	5612-KN	CLAMP PINSE KLEMME ABRAZADERA	1
5612-HF	SCREW VIS SCHRAUBE TORNILLO	2	5612-PG	CLAMP PINSE KLEMME ABRAZADERA	2
5612-HM	NUT ECROU MUTTER TUERCA	4	5612-PH	BRACKET SUB-ASSY SOUS-ENS. DE SUPPORT TRAGER-TEILGRUPPE SUBCONJUNTO DE LA SOPORTE	1
5612-HU	BOLT BOULON SCHRAUBE PERNO	2	5612-PK	SCREW VIS SCHRAUBE TORNILLO	2
5612-HY	SCREW VIS SCHRAUBE TORNILLO	1	5612-PL	BOLT BOULON SCHRAUBE PERNO	2
5612-JB	BOSS BOSSAGE FLANSCH TETON	1	5612-PY	SCREW VIS SCHRAUBE TORNILLO	2
5612-JR	NUT ECROU MUTTER TUERCA	1	5612-TV	NUT ECROU MUTTER TUERCA	1-2

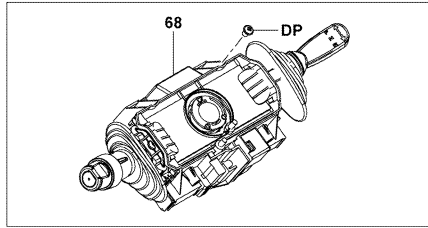
5612		LAMP BRACKET SUPPORT DE LAMPE		LAMPENTRÄGER SOPORTE DE LAMPARA	
PART NAME CODE	PART NAME	QTY	PART NAME CODE	PART NAME	QTY
5612-TW	BOLT BOULON SCHRAUBE PERNO	1			
5612-TX	SPACER ENTRETOISE DISTANZSTÜCK SEPARADOR	1			
5612-UA	BOLT BOULON SCHRAUBE PERNO	1-2			
5612-UB	NUT ECROU MUTTER TUERCA	4			

5702

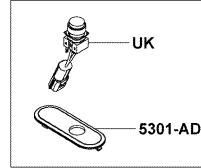
METER & SWITCH  
INDICATEUR & COMMUTEUR

INSTRUMENTE & SCHALTER  
MEDIDOR E INTERRUPTOR

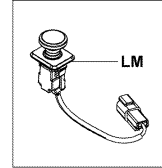
[METER & SWITCH]



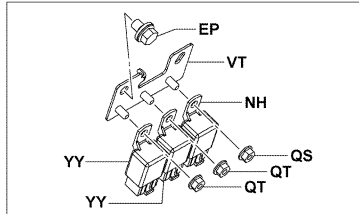
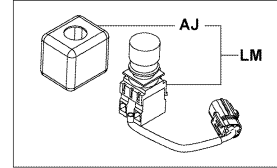
(HEIGHT SELECTOR)



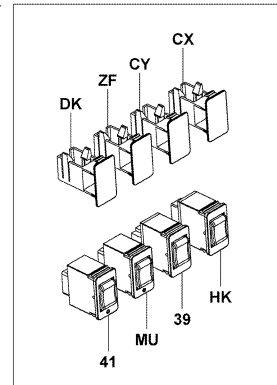
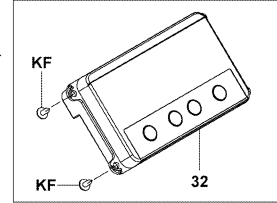
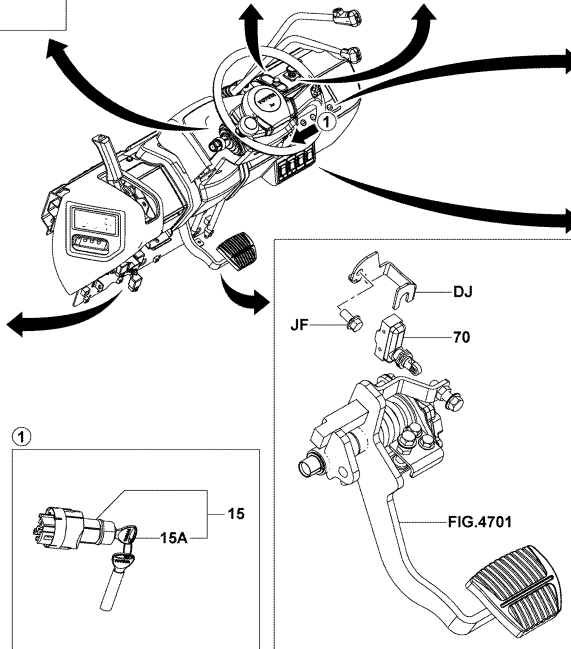
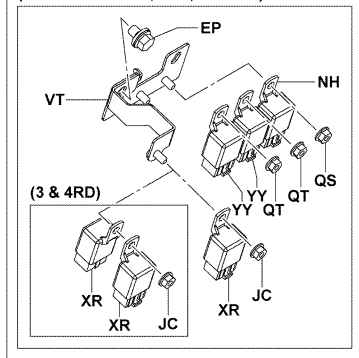
10-25, L10-L25



30, J35



(INTERLOCK 3RD, 4RD, 3 & 4RD)



5702-499

5702-499\_

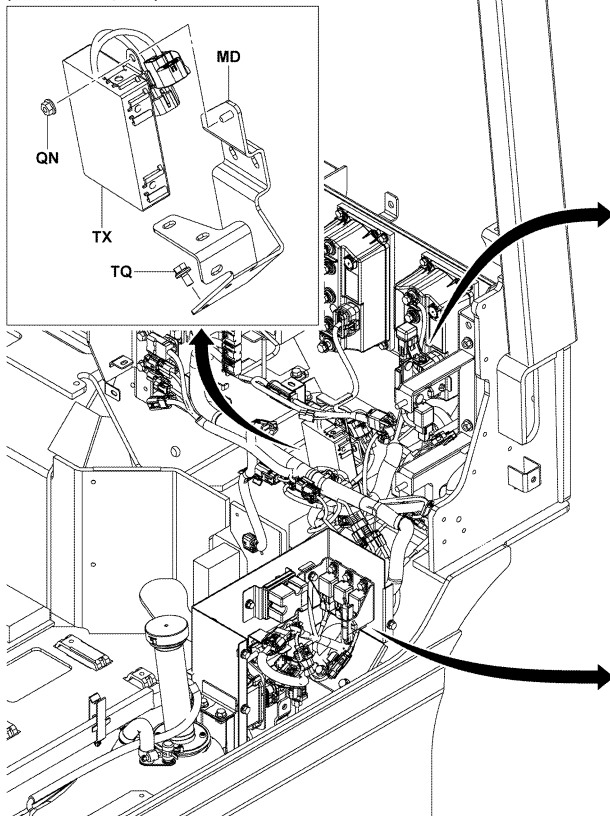
5702

METER & SWITCH  
INDICATEUR & COMMUTEUR

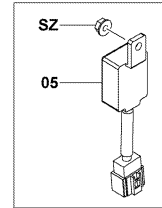
INSTRUMENTE & SCHALTER  
MEDIDOR E INTERRUPTOR

[RR]

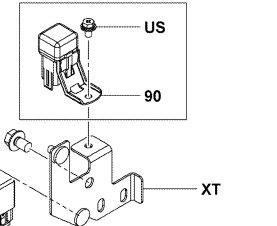
(LED REAR COMBI.)



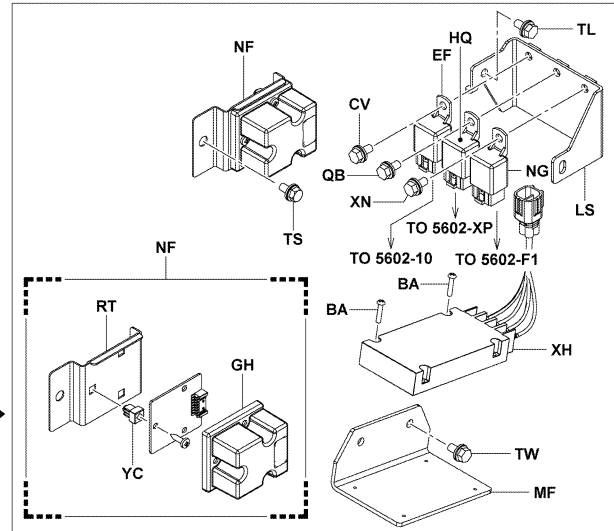
L10-L25  
(DAITOKU B, C)



(12V PWR SUPPLY)



(OPT)



5702-500

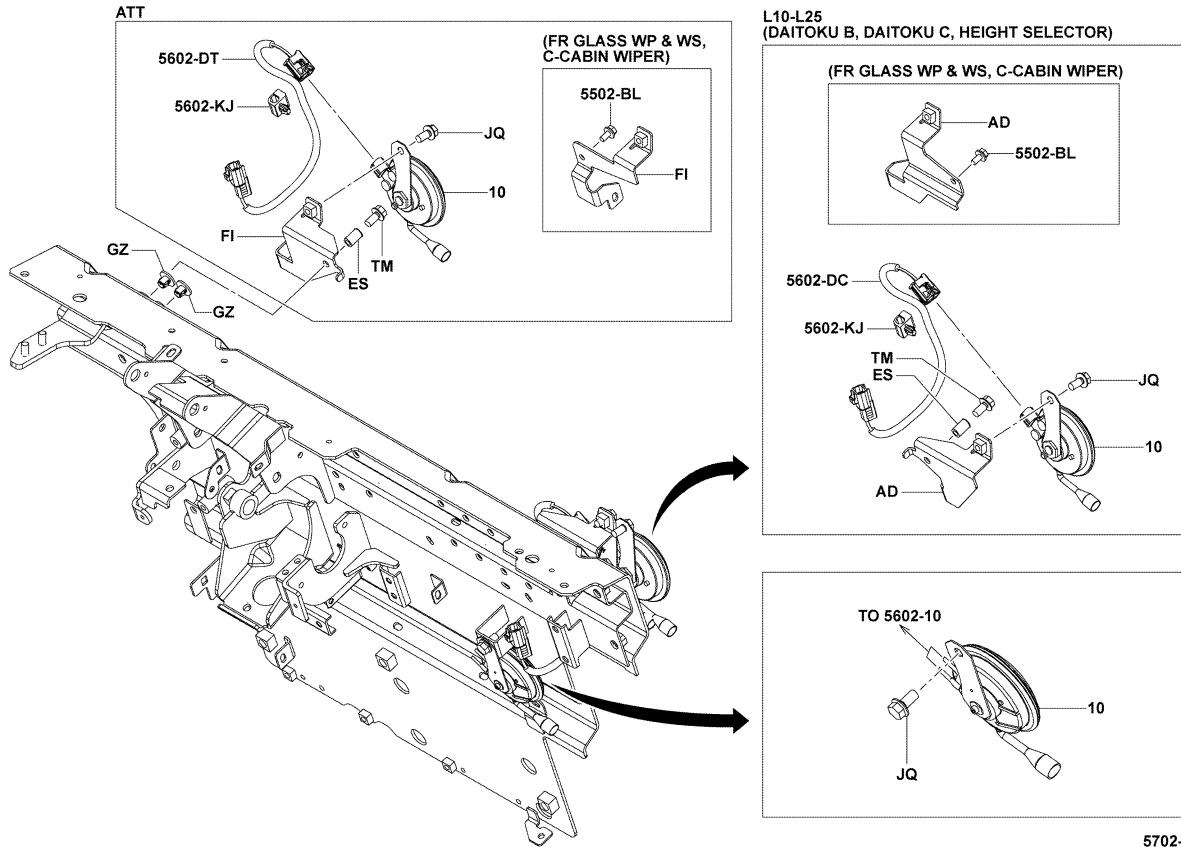
5702-500\_

5702

METER & SWITCH  
INDICATEUR & COMMUTATEUR

INSTRUMENTE & SCHALTER  
MEDIDOR E INTERRUPTOR

[HORN]



5702-504

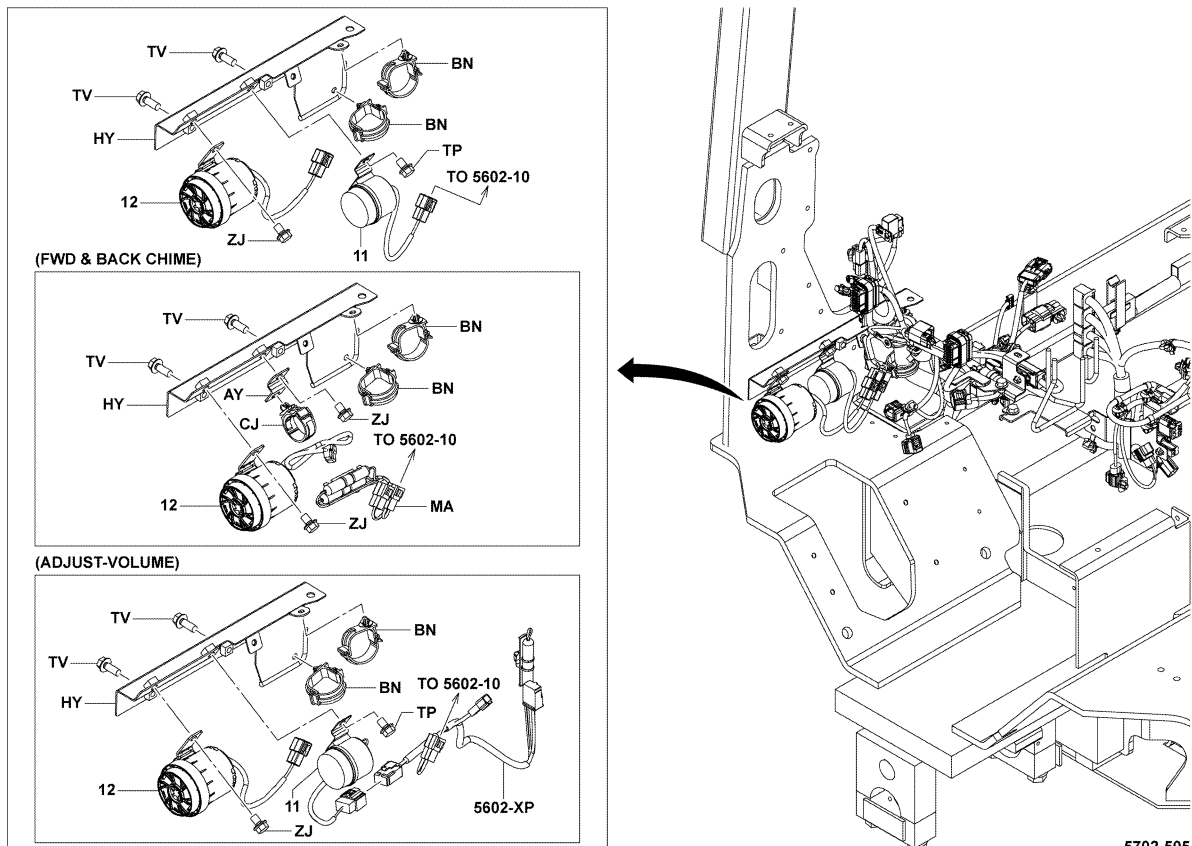
5702-504\_

5702

METER & SWITCH  
INDICATEUR & COMMUTATEUR

INSTRUMENTE & SCHALTER  
MEDIDOR E INTERRUPTOR

[BUZZER & CHIME]



5702-505

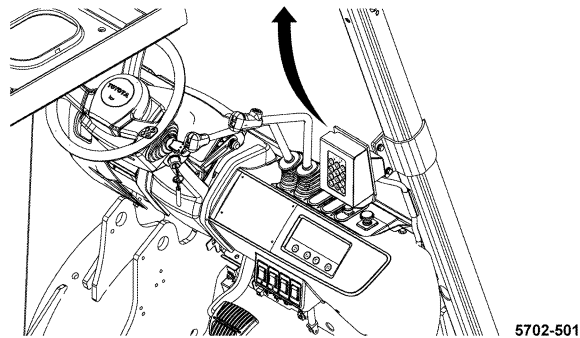
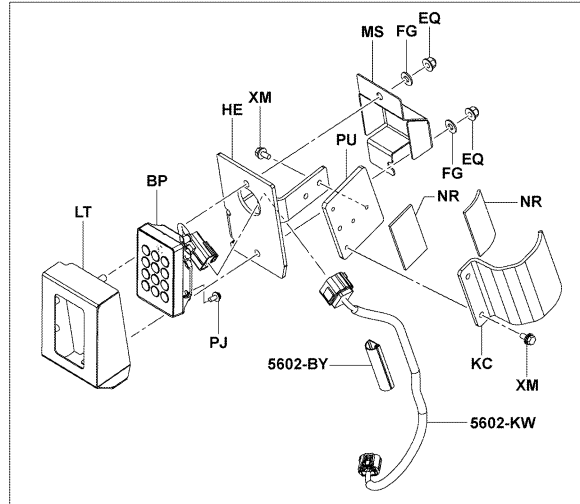
5702-505\_

5702

METER & SWITCH  
INDICATEUR & COMMUTEUR

INSTRUMENTE & SCHALTER  
MEDIDOR E INTERRUPTOR

(PIN CODE ENTRY) [PIN CODE ENTRY]



5702-501A

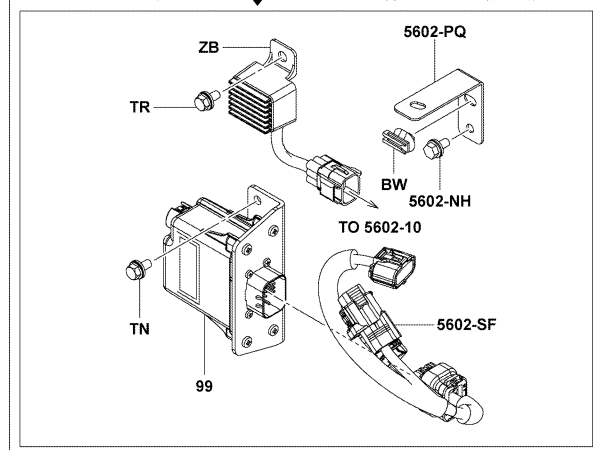
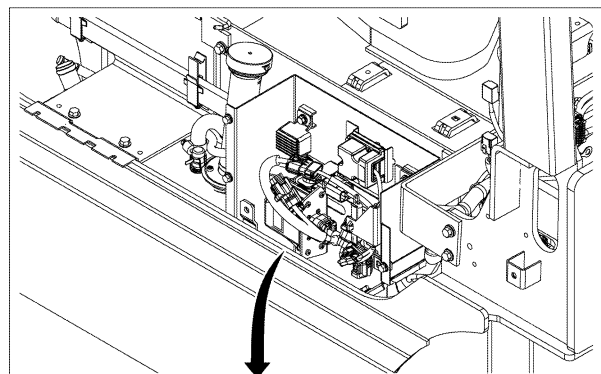
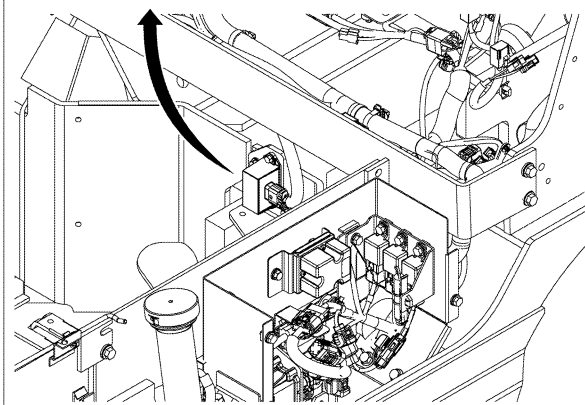
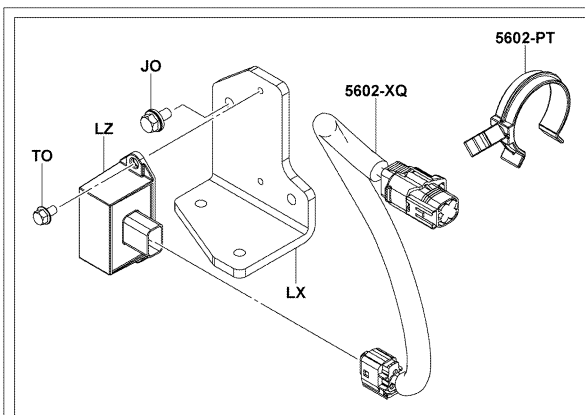
5702-501A

5702

METER & SWITCH  
INDICATEUR & COMMUTEUR

INSTRUMENTE & SCHALTER  
MEDIDOR E INTERRUPTOR

(PRE.TELEMATICS, TELEMATICS W/10, TELEMA.W/C-KEY, TELEMA.W/K



5702-502A

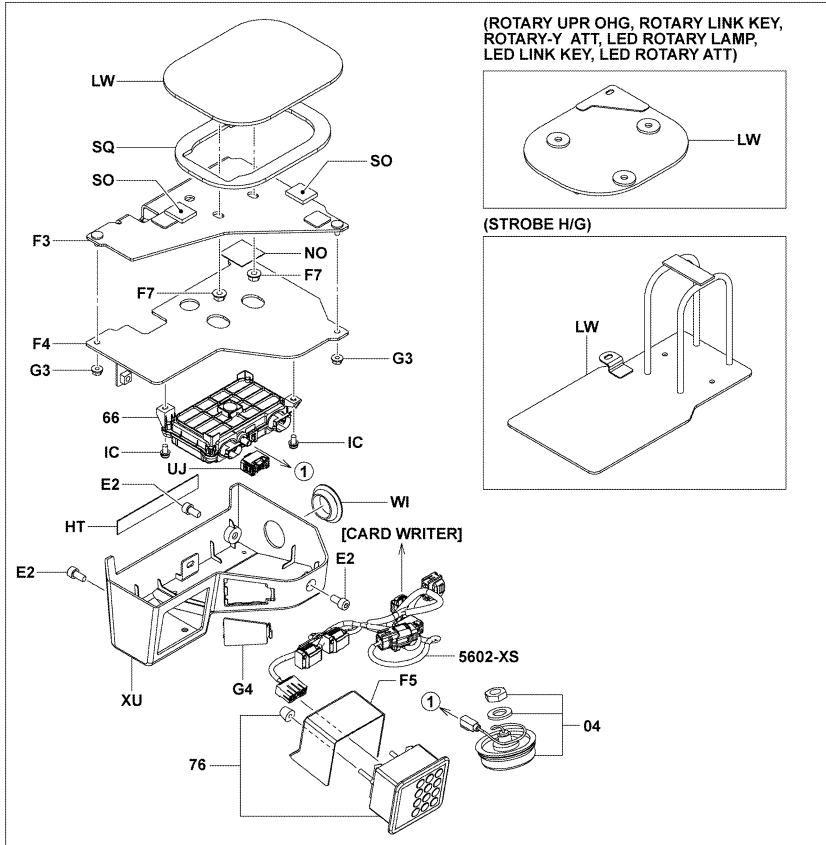
5702-502A

**5702**

**METER & SWITCH  
INDICATEUR & COMMUTEUR**

**INSTRUMENTE & SCHALTER  
MEDIDOR E INTERRUPTOR**

(PRE-TELEMATICS, TELEMATICS W/10, TELEMA.W/C-KEY, TELEMA.W/K



5702-503C

5702-503C

**5702**

**METER & SWITCH  
INDICATEUR & COMMUTEUR**

**INSTRUMENTE & SCHALTER  
MEDIDOR E INTERRUPTOR**

PART NAME CODE	PART NAME	QTY	PART NAME CODE	PART NAME	QTY
5702-04	ANTENNA ASSY ENS. DE EMBASE SOCKEL, VOLLST CONJUNTO DEL LA BASE	1	5702-66	CONTROLLER ASSY ENS. DE CONTROLEUR STEUERTEIL, VOLLST. CONJUNTO DEL CONTROLADOR	1
5702-05	RELAY ASSY, FLASHER ENS. DE RELAIS RELAIS, VOLLST. CONJUNTO DEL RELE	1	5702-68	SWITCH ASSY, COMBINATION ENS. DE INTERRUPTEUR SCHALTER, VOLLST. CONJUNTO DEL INTERRUPTOR	1
5702-10	HORN ASSY ENS. D'AVERTISSEUR SONORE HORN, VOLLST. CONJUNTO DE LA BOCINA	1	5702-70	SWITCH ASSY ENS. DE INTERRUPTEURV SCHALTER, VOLLST. CONJUNTO DEL INTERRUPTOR	1
5702-11	BUZZER ASSY, BACK ENS. DE AVERTISSEUR SUMMER, VOLLST. CONJUNTO DE ZUMBADOR	1	5702-76	BOX SUB-ASSY, SWITCH SOUS-ENS. DE BOITIER KASTEN-TEILGRUPPE SUBCONJUNTO DE LA CAJA	1
5702-12	CHIME ASSY, BACK ENS. DE SONNERIE AKUSTISCHE ANZEIGE, VOLLST. CONJUNTO DEL TIMBRE	1	5702-90	FUSE ASSY ENS. DE FUSIBLE SICHERUNGS, VOLLST. CONJUNTO DE FUSIBLE	1
5702-15	SWITCH ASSY, STARTER ENS. DE INTERRUPTEUR SCHALTER, VOLLST. CONJUNTO DEL INTERRUPTOR	1	5702-99	CONTROLLER ASSY ENS. DE CONTROLEUR STEUERTEIL, VOLLST. CONJUNTO DEL CONTROLADOR	1
5702-15A	KEY, CUT CLAVETTE SCHLUSSEL LLAVE	2	5702-AJ	COVER COUVERCLE DECKEL CUBIERTA	1
5702-32	METER ASSY, COMBINATION ENS. DE COMPTEUR INSTRUMENTEN, VOLLST. CONJUNTO DEL MEDIDOR	1	5702-AY	BRACKET, CHIME SUPPORT TRAGER SOPORTE	1
5702-39	SWITCH ASSY, BACK BUZZER ENS. DE INTERRUPTEUR SCHALTER, VOLLST. CONJUNTO DEL INTERRUPTOR	1	5702-BA	SCREW VIS SCHRAUBE TORNILLO	4
5702-41	SWITCH ASSY, WORKING ENS. DE INTERRUPTEUR SCHALTER, VOLLST. CONJUNTO DEL INTERRUPTOR	1	5702-BN	CLAMP PINSE KLEMME ABRAZADERA	2



5702		METER & SWITCH INDICATEUR & COMMUTEUR	INSTRUMENTE & SCHALTER MEDIDOR E INTERRUPTOR		
PART NAME CODE	PART NAME	QTY	PART NAME CODE	PART NAME	QTY
5702-BP	BOX ASSY, SWITCH ENS. DE BOITIER KASTEN, VOLLST. CONJUNTO DE LA CAJA	1	5702-EF	RELAY ASSY ENS. DE RELAIS RELAIS, VOLLST. CONJUNTO DEL RELE	1
5702-BW	CLAMP PINSE KLEMME ABRAZADERA	1	5702-EP	BOLT BOULON SCHRAUBE PERNO	1
5702-CJ	CLAMP PINSE KLEMME ABRAZADERA	1	5702-EQ	NUT ECROU MUTTER TUERCA	2
5702-CV	BOLT BOULON SCHRAUBE PERNO	1	5702-F3	BRACKET SUB-ASSY, UPPER SOUS-ENS. DE SUPPORT TRAGER-TEILGRUPPE SUBCONJUNTO DE LA SOPORTE	1
5702-CX	PLUG BOUCHON STOPFEN TAPON	1	5702-F4	PLATE SUB-ASSY, BASE SOUS-ENS. DE PLAQUE PLATTEN-TEILGRUPPE SUBCONJUNTO DE PLACA	1
5702-CY	PLUG BOUCHON STOPFEN TAPON	1	5702-F5	BRACKET SUB-ASSY, COVER SOUS-ENS. DE SUPPORT TRAGER-TEILGRUPPE SUBCONJUNTO DE LA SOPORTE	1
5702-DJ	BRACKET, LIMIT SWITCH SUPPORT TRAGER SOPORTE	1	5702-F7	NUT ECROU MUTTER TUERCA	2
5702-DK	PLUG, HOLE BOUCHON STOPFEN TAPON	1	5702-FG	WASHER RODELLE UNTERLEGSCHIEBE ARANDELA	2
5702-DP	SCREW VIS SCHRAUBE TORNILLO	3	5702-G3	NUT ECROU MUTTER TUERCA	2
5702-E2	BOLT BOULON SCHRAUBE PERNO	3	5702-G4	PLUG BOUCHON STOPFEN TAPON	1

5702		METER & SWITCH INDICATEUR & COMMUTEUR	INSTRUMENTE & SCHALTER MEDIDOR E INTERRUPTOR		
PART NAME CODE	PART NAME	QTY	PART NAME CODE	PART NAME	QTY
5702-GZ	PLUG, HOLE BOUCHON STOPFEN TAPON	2	5702-JO	BOLT BOULON SCHRAUBE PERNO	2
5702-HE	BRACKET SUPPORT TRAGER SOPORTE	1	5702-JQ	BOLT BOULON SCHRAUBE PERNO	1
5702-HK	SWITCH ASSY ENS. DE INTERRUPTEUR SCHALTER, VOLLST. CONJUNTO DEL INTERRUPTOR	1	5702-KC	BRACKET SUPPORT TRAGER SOPORTE	1
5702-HQ	RELAY ASSY ENS. DE RELAIS RELAIS, VOLLST. CONJUNTO DEL RELE	1	5702-KF	SCREW VIS SCHRAUBE TORNILLO	4
5702-HT	RUBBER CAOUTCHOUC GUMMI GOMA	1	5702-LM	SWITCH, EMERGENCY INTERRUPTEUR SCHALTER INTERRUPTOR	1
5702-HY	BRACKET SUB-ASSY SOUS-ENS. DE SUPPORT TRAGER-TEILGRUPPE SUBCONJUNTO DE LA SOPORTE	1	5702-LS	BRACKET SUB-ASSY SOUS-ENS. DE SUPPORT TRAGER-TEILGRUPPE SUBCONJUNTO DE LA SOPORTE	1
5702-IC	SCREW VIS SCHRAUBE TORNILLO	2	5702-LT	COVER SUB-ASSY SOUS-ENS. DE COUVERCLE DECKEL-TEILGRUPPE SUBCONJUNTO DE CUBIERTA	1
5702-JC	NUT ECROU MUTTER TUERCA	1	5702-LW	BRACKET SUB-ASSY SOUS-ENS. DE SUPPORT TRAGER-TEILGRUPPE SUBCONJUNTO DE LA SOPORTE	1
5702-JE	BOLT BOULON SCHRAUBE PERNO	1	5702-LX	BRACKET SUB-ASSY SOUS-ENS. DE SUPPORT TRAGER-TEILGRUPPE SUBCONJUNTO DE LA SOPORTE	1
5702-JF	BOLT BOULON SCHRAUBE PERNO	1	5702-LZ	SENSOR ASSY ENS. DE DETECTEUR SENSOR, VOLLST. CONJUNTO DEL SENSOR	1

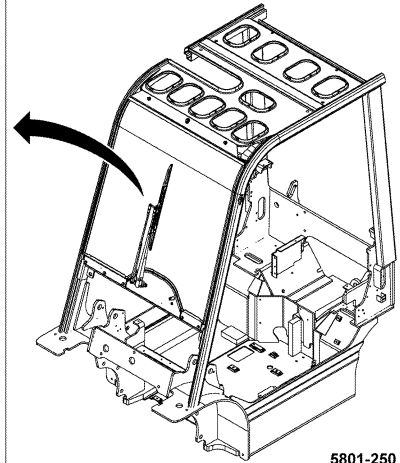
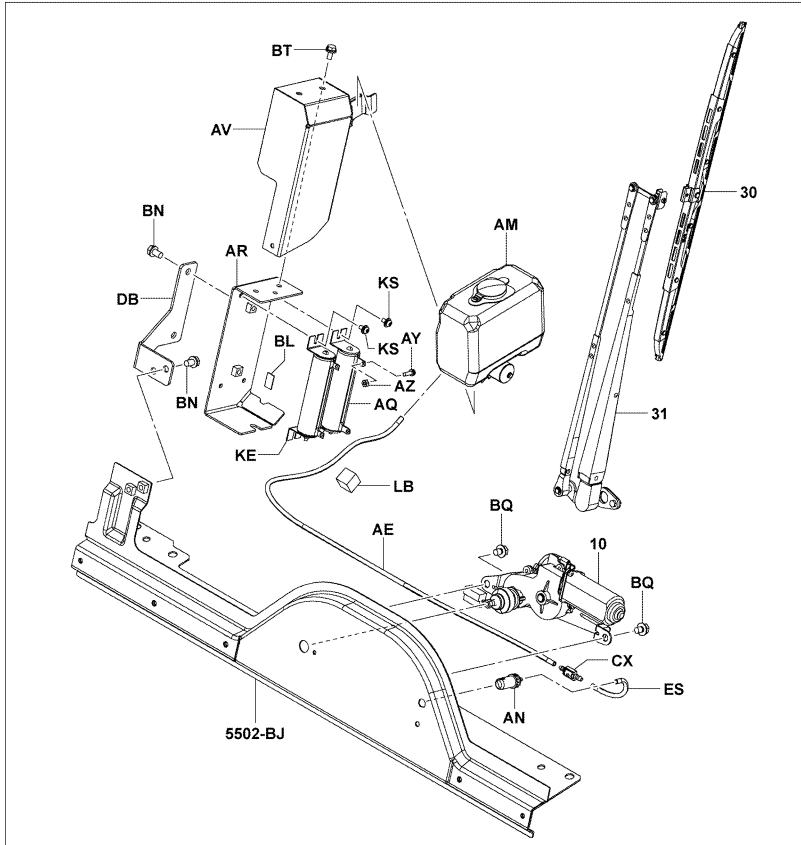
5702		METER & SWITCH INDICATEUR & COMMUTATEUR	INSTRUMENTE & SCHALTER MEDIDOR E INTERRUPTOR		
PART NAME CODE	PART NAME	QTY	PART NAME CODE	PART NAME	QTY
5702-MD	BRACKET SUB-ASSY SOUS-ENS. DE SUPPORT TRAGER-TEILGRUPPE SUBCONJUNTO DE LA SOPORTE	1	5702-QN	NUT ECROU MUTTER TUERCA	2
5702-MF	BRACKET SUB-ASSY SOUS-ENS. DE SUPPORT TRAGER-TEILGRUPPE SUBCONJUNTO DE LA SOPORTE	1	5702-QS	NUT ECROU MUTTER TUERCA	1
5702-MS	COVER COUVERCLE DECKEL CUBIERTA	1	5702-QT	NUT ECROU MUTTER TUERCA	2
5702-MU	SWITCH ASSY ENS. DE INTERRUPTEUR SCHALTER, VOLLST. CONJUNTO DEL INTERRUPTOR	1	5702-SO	SPONGE EPONGE SCHWAMM ESPONJA	2
5702-NH	RELAY ASSY ENS. DE RELAIS RELAIS, VOLLST. CONJUNTO DEL RELE	1	5702-SQ	SPONGE EPONGE SCHWAMM ESPONJA	1
5702-NO	RUBBER CAOUTCHOUC GUMMI GOMA	1	5702-SY	NUT ECROU MUTTER TUERCA	1
5702-NR	RUBBER CAOUTCHOUC GUMMI GOMA	2	5702-SZ	NUT ECROU MUTTER TUERCA	1
5702-PJ	SCREW VIS SCHRAUBE TORNILLO	4	5702-TL	BOLT BOULON SCHRAUBE PERNO	1
5702-PU	PLATE PLAQUE PLATTE PLACA	1	5702-TN	BOLT BOULON SCHRAUBE PERNO	2
5702-QB	BOLT BOULON SCHRAUBE PERNO	1	5702-TO	BOLT BOULON SCHRAUBE PERNO	2

5702		METER & SWITCH INDICATEUR & COMMUTATEUR	INSTRUMENTE & SCHALTER MEDIDOR E INTERRUPTOR		
PART NAME CODE	PART NAME	QTY	PART NAME CODE	PART NAME	QTY
5702-TP	BOLT BOULON SCHRAUBE PERNO	1	5702-XH	CONVERTER ASSY, DC-DC ENS. DE CONVERTISSEUR WANDLER, VOLLST. CONJUNTO DEL CONVERTIDOR	1
5702-TQ	BOLT BOULON SCHRAUBE PERNO	2	5702-XM	BOLT BOULON SCHRAUBE PERNO	4
5702-TR	BOLT BOULON SCHRAUBE PERNO	1	5702-XR	RELAY ASSY ENS. DE RELAIS RELAIS, VOLLST. CONJUNTO DEL RELE	1-2
5702-TV	BOLT BOULON SCHRAUBE PERNO	2	5702-XT	BRACKET SUB-ASSY, RELAY SOUS-ENS. DE SUPPORT TRAGER-TEILGRUPPE SUBCONJUNTO DE LA SOPORTE	1
5702-TW	BOLT BOULON SCHRAUBE PERNO	2	5702-XU	COVER COUVERCLE DECKEL CUBIERTA	1
5702-TX	CONVERTER ASSY, DC-DC ENS. DE CONVERTISSEUR WANDLER, VOLLST. CONJUNTO DEL CONVERTIDOR	1	5702-YY	RELAY ASSY ENS. DE RELAIS RELAIS, VOLLST. CONJUNTO DEL RELE	2
5702-UJ	CONNECTOR ASSY ENS. DE CONNECTEUR STECKVERBINDER, VOLLST. CONJUNTO DE CONECTOR	1	5702-ZA	RELAY ASSY ENS. DE RELAIS RELAIS, VOLLST. CONJUNTO DEL RELE	1
5702-US	SCREW VIS SCHRAUBE TORNILLO	1	5702-ZB	RELAY ASSY ENS. DE RELAIS RELAIS, VOLLST. CONJUNTO DEL RELE	1
5702-VT	BRACKET SUB-ASSY SOUS-ENS. DE SUPPORT TRAGER-TEILGRUPPE SUBCONJUNTO DE LA SOPORTE	1	5702-ZF	PLUG BOUCHON STOPFEN TAPON	1
5702-WM	GROMMET RONDELLE ISOLANTE DURCHF7HRUNG ANILLO PROTECTOR	1	5702-ZJ	BOLT BOULON SCHRAUBE PERNO	1-2

5801

WIPER MOTOR & BLADE  
MOTEUR & BRAS D'ESSUIE-GLACE

SCHEIBENWISCHERMOTOR & WISCHER  
MOTOR Y CUCHILLA DEL LIMPIADOR



5801-250

5801-250\_

5801

WIPER MOTOR & BLADE  
MOTEUR & BRAS D'ESSUIE-GLACE

SCHEIBENWISCHERMOTOR & WISCHER  
MOTOR Y CUCHILLA DEL LIMPIADOR

PART NAME CODE	PART NAME	QTY	PART NAME CODE	PART NAME	QTY
5801-10	MOTOR ASSY, WIPER ENS. DE MOTEUR MOTOR, VOLLST. CONJUNTO DEL MOTOR	1	5801-AZ	NUT ECROU MUTTER TUERCA	4
5801-30	BLADE SUB-ASSY, WIPER SOUS-ENS. DE LAME SCHAUFEL-TEILGRUPPE SUBCONJUNTO DE LA CUCHILLA	1	5801-BL	RUBBER CAOUTCHOUC GUMMI GOMA	4
5801-31	ARM SUB-ASSY, WIPER SOUS-ENS. DE BRAS ARM-TEILGRUPPE SUBCONJUNTO DEL BRAZO	1	5801-BN	BOLT BOULON SCHRAUBE PERNO	4
5801-AE	HOSE FLEXIBLE SCHLAUCH MANGUERA	1	5801-BQ	BOLT BOULON SCHRAUBE PERNO	2
5801-AM	TANK ASSY, WASHER ENS. DE RESERVOIR TANK, VOLLST. CONJUNTO DEL DEPOSITO	1	5801-BT	BOLT BOULON SCHRAUBE PERNO	2
5801-AN	NOZZLE ASSY, WASHER ENS. DE INJECTEUR DUSEN, VOLLST. CONJUNTO DE LA BOQUILLA	1	5801-CX	VALVE ASSY, WASHER ENS. DE SOUPAPE VENTIL, VOLLST. CONJUNTO DE VALVULA	1
5801-AQ	RESISTOR ASSY ENS. DE RESISTANCE WIDERSTAND, VOLLST. CONJUNTO DEL RESISTOR	1	5801-DB	SUPPORT SUPPORT STUTZE SOPORTE	1
5801-AR	BRACKET, RESISTOR SUPPORT TRAGER SOPORTE	1	5801-ES	HOSE FLEXIBLE SCHLAUCH MANGUERA	1
5801-AV	COVER, RESISTOR COUVERCLE DECKEL CUBIERTA	1	5801-KE	RESISTOR ASSY ENS. DE RESISTANCE WIDERSTAND, VOLLST. CONJUNTO DEL RESISTOR	1
5801-AY	SCREW VIS SCHRAUBE TORNILLO	4	5801-KS	SCREW VIS SCHRAUBE TORNILLO	4

<b>5801</b>		WIPER MOTOR & BLADE MOTEUR & BRAS D'ESSUIE-GLACE		SCHEIBENWISCHERMOTOR & WISCHER MOTOR Y CUCHILLA DEL LIMPIADOR	
PART NAME CODE	PART NAME	QTY	PART NAME CODE	PART NAME	QTY
5801-LB	SPONGE EPONGE SCHWAMM ESPONJA	2			

<b>5801</b>		WIPER MOTOR & BLADE MOTEUR & BRAS D'ESSUIE-GLACE		SCHEIBENWISCHERMOTOR & WISCHER MOTOR Y CUCHILLA DEL LIMPIADOR	
PART NAME CODE	PART NAME	QTY	PART NAME CODE	PART NAME	QTY

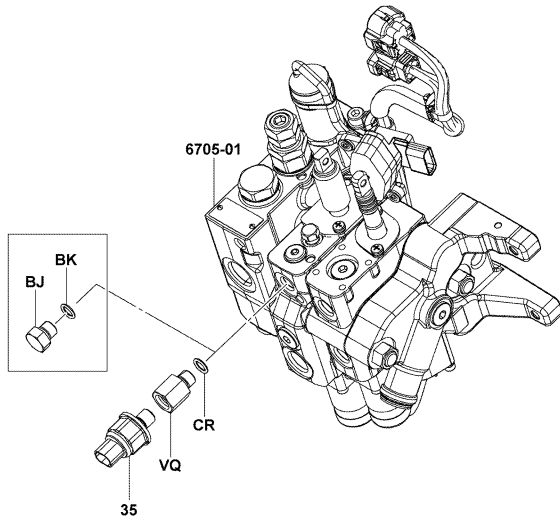
5803

SENSOR  
DETECTEUR

SENSOR  
SENSOR

[PRESSURE]

V (SAS) "H2500-H5500" [SWING]



5803-670A  
5803-670A

30, J35  
HCB..20, 25

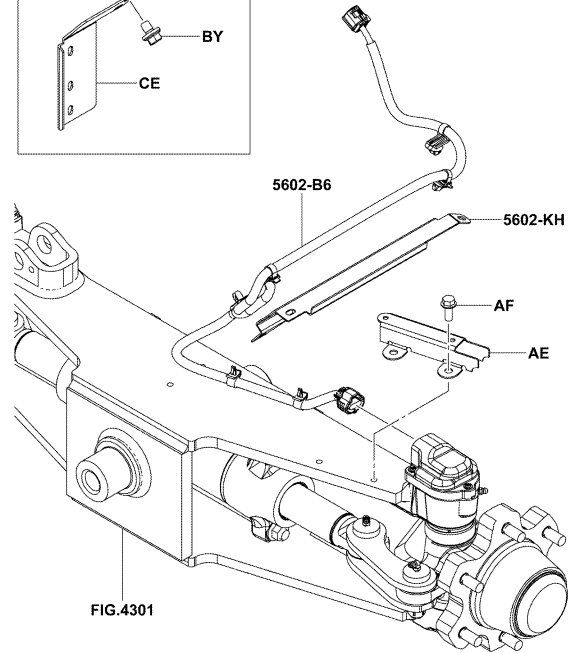
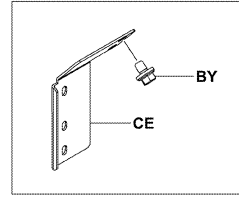


FIG.4301

5803-671A  
5803-671A

5803

SENSOR  
DETECTEUR

SENSOR  
SENSOR

FSV (SAS) "H3700-H7000" [SWING]

FV (SAS) "H3000-H4500" [SWING]

30, J35  
HCB..20, 25

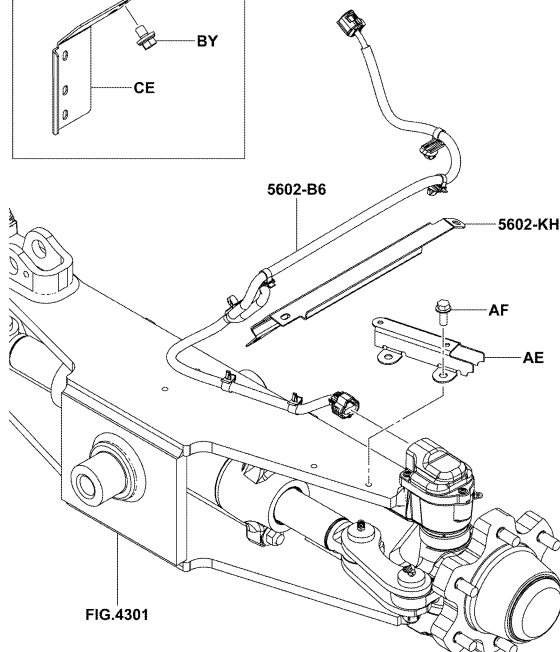
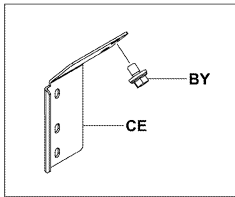


FIG.4301

5803-671A  
5803-671A

30, J35  
HCB..20, 25

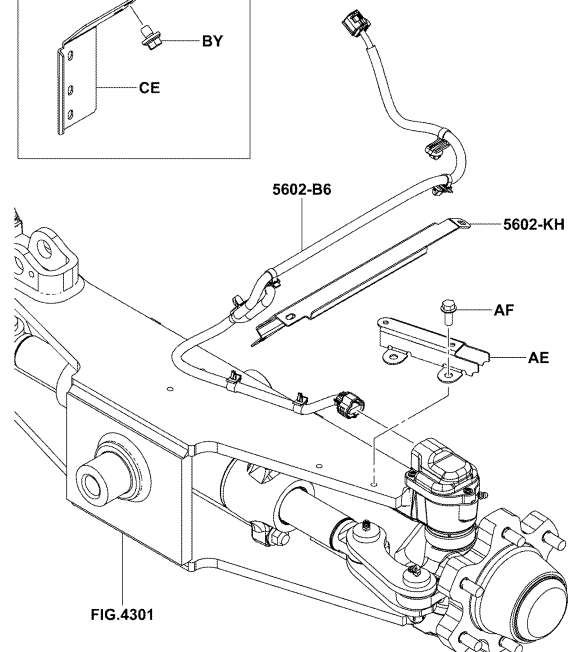
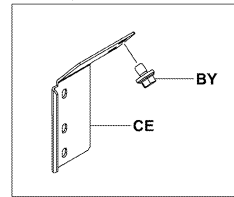


FIG.4301

5803-671A  
5803-671A

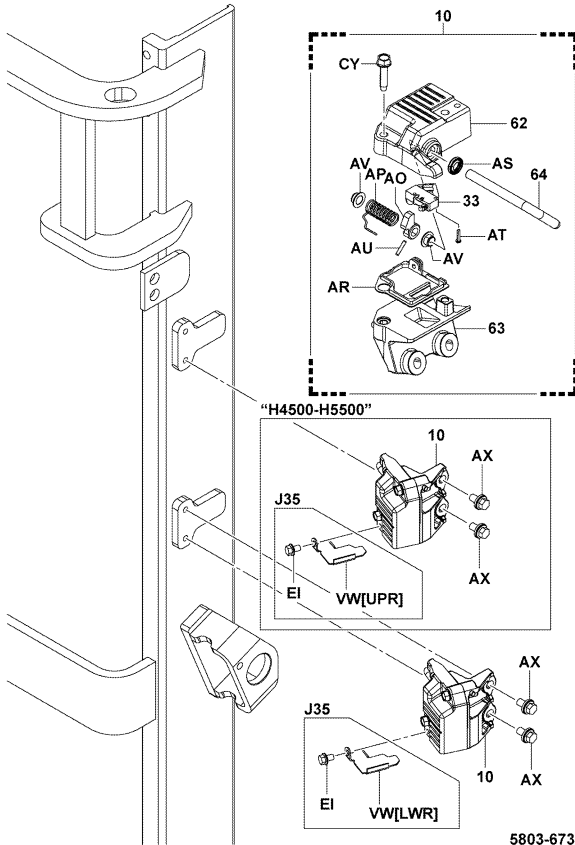
5803

SENSOR  
DETECTEUR

SENSOR  
SENSOR

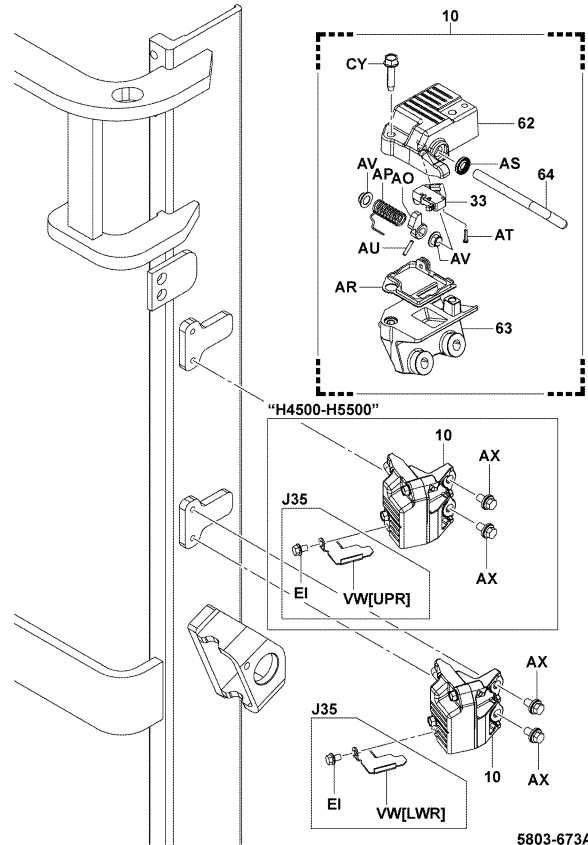
V (SAS, SPL DOUBLE, STD DOUBLE) [HEIGHT]

V (AUSTRALIA\_1) [HEIGHT 1/2]



5803-673A

5803-673A



5803-673A

5803-673A

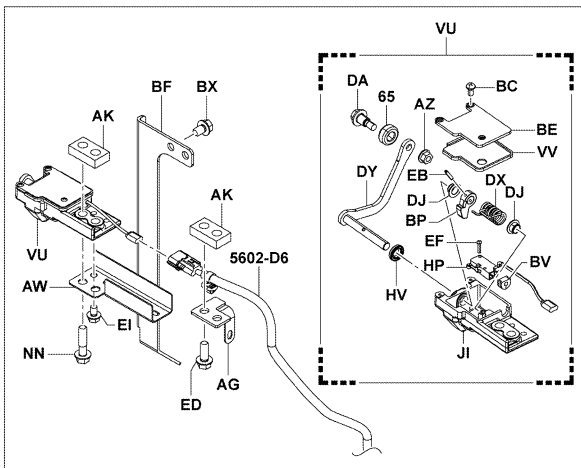
5803

SENSOR  
DETECTEUR

SENSOR  
SENSOR

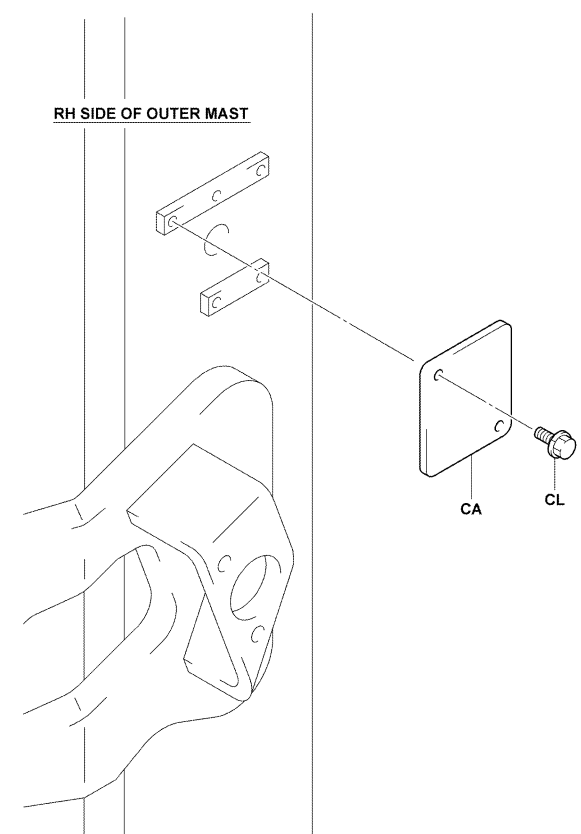
V (AUSTRALIA\_1) [HEIGHT 2/2]

FSV "H4500-H7000" [HEIGHT]



5803-674A

5803-674A



5803-621

5803-621\_

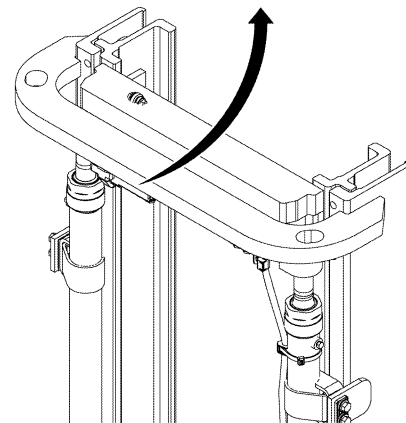
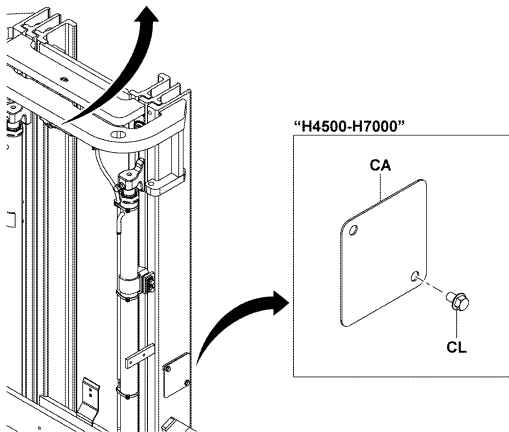
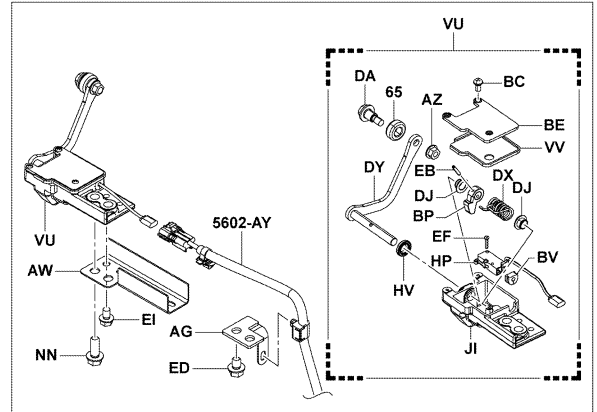
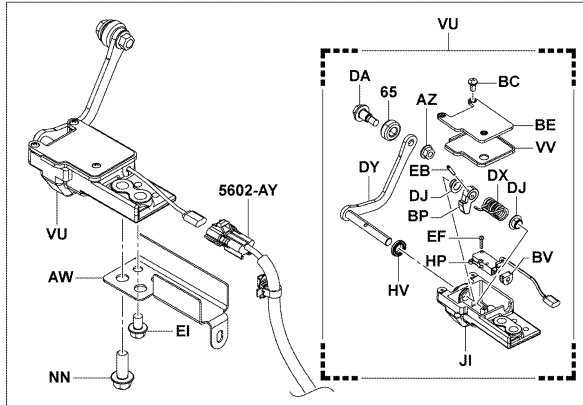
5803

SENSOR  
DETECTEUR

SENSOR  
SENSOR

FSV (SAS, SPL DOUBLE, STD DOUBLE) [HEIGHT]

FV (SAS, SPL DOUBLE, STD DOUBLE) [HEIGHT]



5803-678

5803-678\_

5803-679

5803-679\_

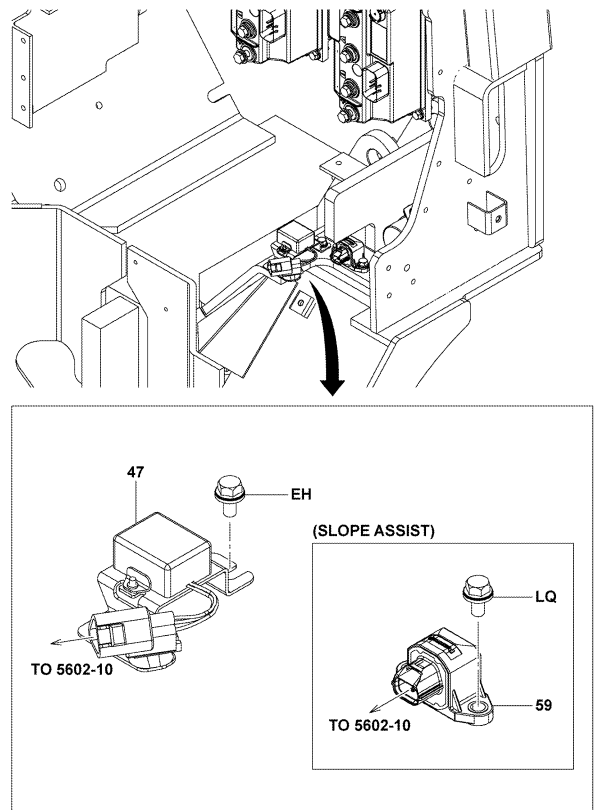
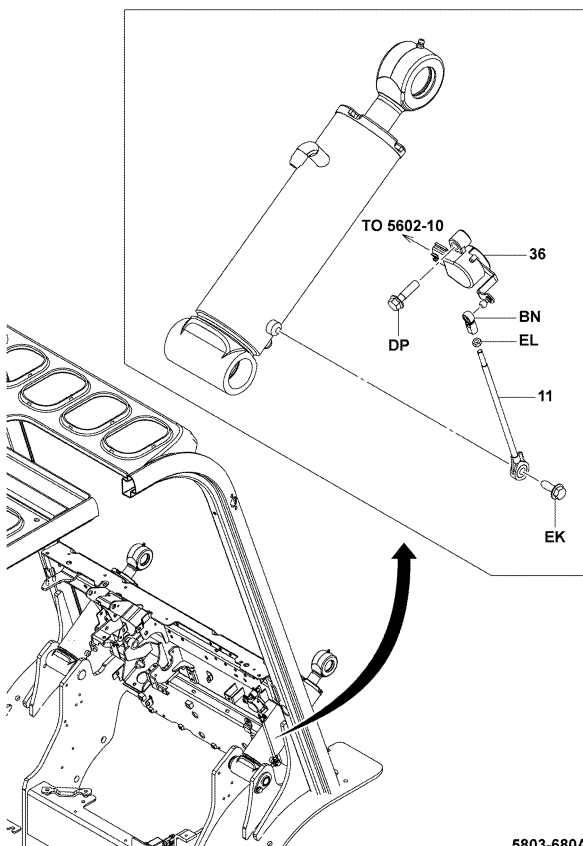
5803

SENSOR  
DETECTEUR

SENSOR  
SENSOR

(SAS) [TILT]

(SAS, SLOPE ASSIST) [YAWRATE & INCLINATION]



5803-680A

5803-680A

5803-681

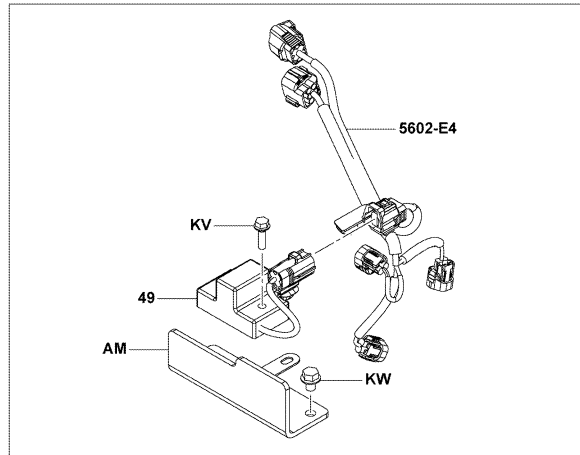
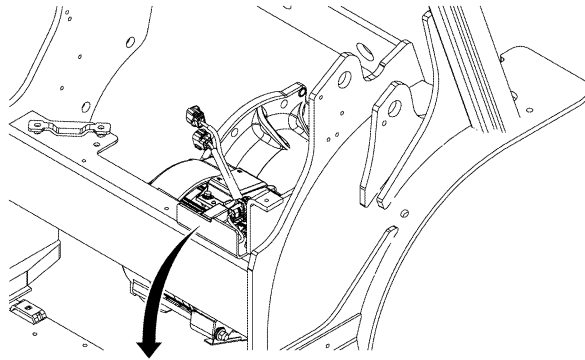
5803-681\_

**5803**

**SENSOR  
DETECTEUR**

**SENSOR  
SENSOR**

(SHOCK SENSOR) [ACCELERATION]



5803-682

5803-682\_

**5803**

**SENSOR  
DETECTEUR**

**SENSOR  
SENSOR**

PART NAME CODE	PART NAME	QTY	PART NAME CODE	PART NAME	QTY
5803-10	SENSOR ASSY, HEIGHT ENS. DE DETECTEUR SENSOR, VOLLST. CONJUNTO DEL SENSOR	1	5803-62	BOX, HEIGHT SENSOR BOITIER KASTEN CAJA	1
5803-11	ROD ASSY, TILT SENSOR ENS. DE BIELLE STANGEN, VOLLST. CONJUNTO DE LA VARILLA	1	5803-63	BRACKET, HEIGHT SENSOR SUPPORT TRAGER SOPORTE	1
5803-32	SENSOR ASSY, SWING ANGLE ENS. DE DETECTEUR SENSOR, VOLLST. CONJUNTO DEL SENSOR	1	5803-64	LEVER LEVIER HEBEL PALANCA	1
5803-33	SWITCH ASSY, HEIGHT ENS. DE INTERRUPTEUR SCHALTER, VOLLST. CONJUNTO DEL INTERRUPTOR	1	5803-65	ROLLER GALET ROLLE RODILLO	1
5803-35	SENSOR ASSY, PRESSURE ENS. DE DETECTEUR SENSOR, VOLLST. CONJUNTO DEL SENSOR	1	5803-AE	COVER, HARNESS COUVERCLE DECKEL CUBIERTA	1
5803-36	SENSOR ASSY, ROTARY POSITION ENS. DE DETECTEUR SENSOR, VOLLST. CONJUNTO DEL SENSOR	1	5803-AF	BOLT BOULON SCHRAUBE PERNO	1-2
5803-47	SENSOR ASSY, YAWRATE ENS. DE DETECTEUR SENSOR, VOLLST. CONJUNTO DEL SENSOR	1	5803-AG	BRACKET SUPPORT TRAGER SOPORTE	1
5803-49	SENSOR ASSY, ACCELERATOR ENS. DE DETECTEUR SENSOR, VOLLST. CONJUNTO DEL SENSOR	1	5803-AH	NUT ECROU MUTTER TUERCA	1
5803-59	SENSOR ASSY, INCLINATION ENS. DE DETECTEUR SENSOR, VOLLST. CONJUNTO DEL SENSOR	1	5803-AJ	PLATE, JOINT PLAQUE PLATTE PLACA	1
5803-61	JOINT, BALL RACCORD GELENK JUNTA	1	5803-AK	PLATE PLAQUE PLATTE PLACA	1-2



5803			SENSOR DETECTEUR			SENSOR SENSOR		
PART NAME CODE	PART NAME	QTY	PART NAME CODE	PART NAME	QTY			
5803-AM	BRACKET SUB-ASSY SOUS-ENS. DE SUPPORT TRAGER-TEILGRUPPE SUBCONJUNTO DE LA SOPORTE	1	5803-AX	BOLT BOULON SCHRAUBE PERNO	1-2			
5803-AN	NUT ECROU MUTTER TUERCA	1	5803-AZ	NUT ECROU MUTTER TUERCA	1			
5803-AO	PLATE PLAQUE PLATTE PLACA	1	5803-BC	SCREW VIS SCHRAUBE TORNILLO	1-3			
5803-AP	SPRING RESSORT FEDER RESORTE	1	5803-BE	PLATE PLAQUE PLATTE PLACA	1			
5803-AR	SEAL JOINT ABDICHTUNG SELLO	1	5803-BF	PLATE PLAQUE PLATTE PLACA	1			
5803-AS	SEAL, OIL JOINT ABDICHTUNG SELLO	1	5803-BJ	FITTING RACCORD ANSCHLUSSTUCK ACOPLADOR	1			
5803-AT	SCREW VIS SCHRAUBE TORNILLO	1-2	5803-BK	RING, O ANNEAU RING ANILLO	1			
5803-AU	PIN, SPRING GOUPILLE STIFT PASADOR	1	5803-BN	END, CONNECTING ROD EXTREMITE ENDE EXTREMO	1			
5803-AV	BUSHING BAGUE BUCHSE BUJE	1-2	5803-BP	PLATE PLAQUE PLATTE PLACA	1			
5803-AW	COVER COUVERCLE DECKEL CUBIERTA	1	5803-BR	BOLT BOULON SCHRAUBE PERNO	1			

5803			SENSOR DETECTEUR			SENSOR SENSOR		
PART NAME CODE	PART NAME	QTY	PART NAME CODE	PART NAME	QTY			
5803-BV	SEAL JOINT ABDICHTUNG SELLO	1	5803-CY	BOLT BOULON SCHRAUBE PERNO	1-2			
5803-BW	BOLT BOULON SCHRAUBE PERNO	1	5803-DA	SHAFT ARBRE WELLE EJE	1			
5803-BX	BOLT BOULON SCHRAUBE PERNO	2	5803-DJ	BUSHING BAGUE BUCHSE BUJE	1-2			
5803-BY	BOLT BOULON SCHRAUBE PERNO	1-2	5803-DP	BOLT BOULON SCHRAUBE PERNO	1-2			
5803-CA	PLATE PLAQUE PLATTE PLACA	1	5803-DX	SPRING RESSORT FEDER RESORTE	1			
5803-CC	BRACKET SUB-ASSY SOUS-ENS. DE SUPPORT TRAGER-TEILGRUPPE SUBCONJUNTO DE LA SOPORTE	1	5803-DY	LEVER LEVIER HEBEL PALANCA	1			
5803-CE	GUIDE GUIDE FUHRUNG GUIA	1	5803-EA	BRACKET SUPPORT TRAGER SOPORTE	1			
5803-CJ	PLATE PLAQUE PLATTE PLACA	1	5803-EB	PIN, SPRING GOUPILLE STIFT PASADOR	1			
5803-CL	BOLT BOULON SCHRAUBE PERNO	2	5803-ED	BOLT BOULON SCHRAUBE PERNO	1-2			
5803-CR	RING, O ANNEAU RING ANILLO	1	5803-EF	SCREW VIS SCHRAUBE TORNILLO	1-2			

<b>5803</b>		<b>SENSOR DETECTEUR</b>		<b>SENSOR SENSOR</b>	
<b>PART NAME CODE</b>	<b>PART NAME</b>	<b>QTY</b>	<b>PART NAME CODE</b>	<b>PART NAME</b>	<b>QTY</b>
<b>5803-EH</b>	<b>BOLT</b> BOULON SCHRAUBE PERNO	<b>1-2</b>	<b>5803-NN</b>	<b>BOLT</b> BOULON SCHRAUBE PERNO	<b>1-2</b>
<b>5803-EI</b>	<b>BOLT</b> BOULON SCHRAUBE PERNO	<b>1-3</b>	<b>5803-UA</b>	<b>BAND</b> BANDE BAND BANDA	<b>1</b>
<b>5803-EK</b>	<b>BOLT</b> BOULON SCHRAUBE PERNO	<b>1</b>	<b>5803-VQ</b>	<b>FITTING</b> RACCORD ANSCHLUSSTUCK ACOPLADOR	<b>1</b>
<b>5803-EL</b>	<b>NUT</b> ECROU MUTTER TUERCA	<b>1</b>	<b>5803-VU</b>	<b>SENSOR ASSY, HEIGHT</b> ENS. DE DETECTEUR SENSOR, VOLLST. CONJUNTO DEL SENSOR	<b>1</b>
<b>5803-HP</b>	<b>SWITCH ASSY, HEIGHT</b> ENS. DE INTERRUPTEUR SCHALTER, VOLLST. CONJUNTO DEL INTERRUPTOR	<b>1</b>	<b>5803-VV</b>	<b>SEAL</b> JOINT ABDICHTUNG SELLO	<b>1</b>
<b>5803-HV</b>	<b>SEAL, OIL</b> JOINT ABDICHTUNG SELLO	<b>1</b>	<b>5803-VW</b>	<b>PLATE</b> PLAQUE PLATTE PLACA	<b>1</b>
<b>5803-JI</b>	<b>BOX ASSY</b> ENS. DE BOITIER KASTEN, VOLLST. CONJUNTO DE LA CAJA	<b>1</b>			
<b>5803-KV</b>	<b>BOLT</b> BOULON SCHRAUBE PERNO	<b>2</b>			
<b>5803-KW</b>	<b>BOLT</b> BOULON SCHRAUBE PERNO	<b>2</b>			
<b>5803-LQ</b>	<b>BOLT</b> BOULON SCHRAUBE PERNO	<b>2</b>			

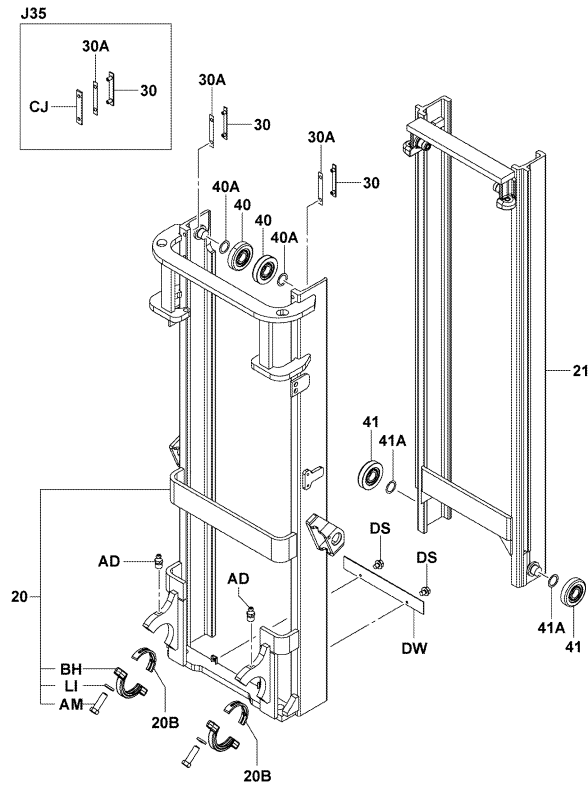
<b>5803</b>		<b>SENSOR DETECTEUR</b>		<b>SENSOR SENSOR</b>	
<b>PART NAME CODE</b>	<b>PART NAME</b>	<b>QTY</b>	<b>PART NAME CODE</b>	<b>PART NAME</b>	<b>QTY</b>

6101

MAST  
MAT

MAST  
MASTIL

V



6101-741

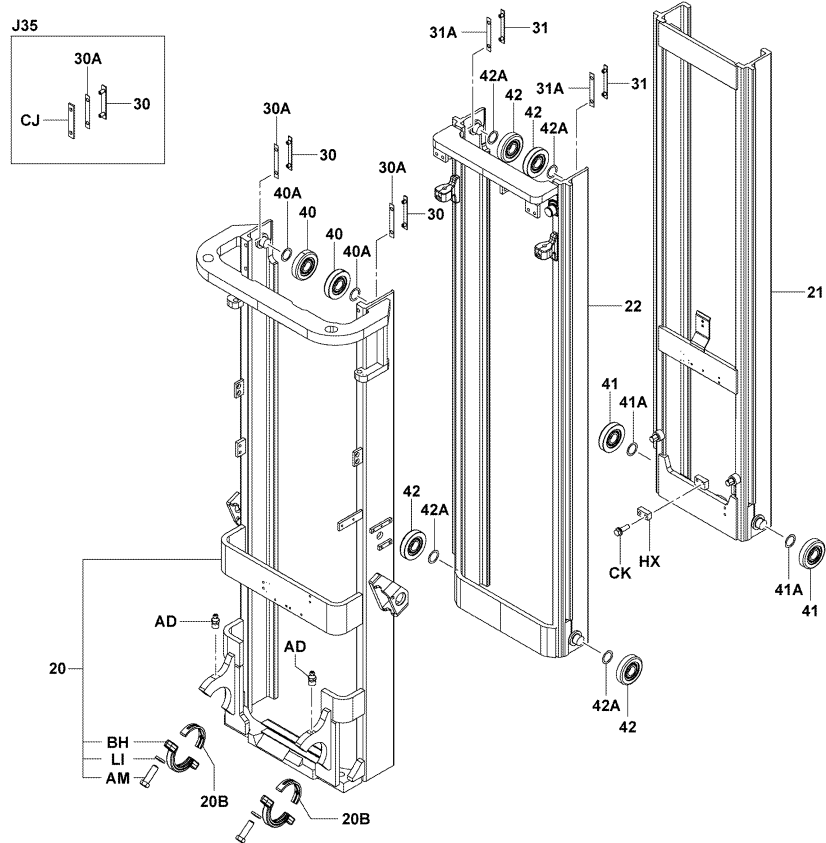
6101-741\_

6101

MAST  
MAT

MAST  
MASTIL

FSV

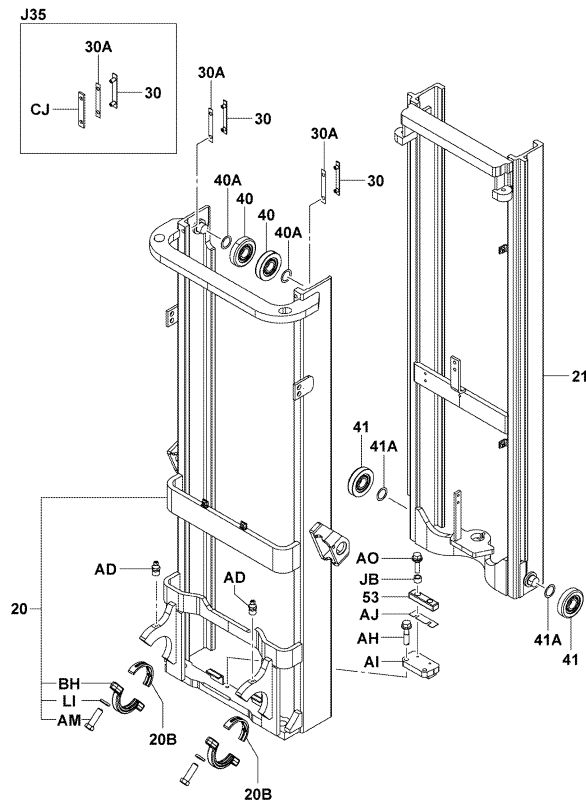


6101-742

6101-742\_

<b>6101</b>	<b>MAST MAT</b>	<b>MAST MASTIL</b>
-------------	---------------------	------------------------

FV



6101-743

6101-743\_

<b>6101</b>	<b>MAST MAT</b>	<b>MAST MASTIL</b>
-------------	---------------------	------------------------

PART NAME CODE	PART NAME	QTY	PART NAME CODE	PART NAME	QTY
6101-20	MAST SUB-ASSY, OUTER SOUS-ENS. DE ENS.DE MAT MAST-TEILGRUPPE SUBCONJUNTO DEL MASTIL	1	6101-41	ROLLER, LIFT (FOR INNER MAST) GALET ROLLE RODILLO	2
6101-20B	BUSHING, MAST SUPPORT BAGUE BUCHSE BUJE	1- 2	6101-41A	SHIM, LIFT ROLLER (FOR INNER MAST) CALE AUSGLEICHSCHIEBE CALCE	99
6101-21	MAST SUB-ASSY, INNER SOUS-ENS. DE ENS.DE MAT MAST-TEILGRUPPE SUBCONJUNTO DEL MASTIL	1	6101-42	ROLLER, LIFT (FOR MIDDLE MAST) GALET ROLLE RODILLO	2- 4
6101-22	MAST SUB-ASSY, MIDDLE SOUS-ENS. DE ENS.DE MAT MAST-TEILGRUPPE SUBCONJUNTO DEL MASTIL	1	6101-42A	SHIM, LIFT ROLLER (FOR MIDDLE MAST) CALE AUSGLEICHSCHIEBE CALCE	99
6101-30	STRIP SUB-ASSY, OUTER MAST SOUS-ENS. DE BANDE KLEMMENTR: GER-TEILGRUPPE SUBCONJUNTO DE FRANJA	2	6101-53	CUSHION, MAST, INNER MAST COUSSIN POLSTER ALMOHADILLA	1
6101-30A	SHIM, OUTER MAST STRIP CALE AUSGLEICHSCHIEBE CALCE	99	6101-AD	FITTING, GREASE RACCORD ANSCHLUSSTUCK ACOPLADOR	2
6101-31	STRIP SUB-ASSY, MIDDLE MAST SOUS-ENS. DE BANDE KLEMMENTR: GER-TEILGRUPPE SUBCONJUNTO DE FRANJA	2	6101-AH	BOLT BOULON SCHRAUBE PERNO	2
6101-31A	SHIM, MIDDLE MAST STRIP CALE AUSGLEICHSCHIEBE CALCE	99	6101-AI	STOPPER BUTEE ANSCHLAG TOPE	1
6101-40	ROLLER, LIFT (FOR OUTER MAST) GALET ROLLE RODILLO	2	6101-AJ	SHIM, STOPPER CALE AUSGLEICHSCHIEBE CALCE	99
6101-40A	SHIM, LIFT ROLLER (FOR OUTER MAST) CALE AUSGLEICHSCHIEBE CALCE	99	6101-AM	BOLT BOULON SCHRAUBE PERNO	2- 4

6101		MAST MAT		MAST MASTIL	
PART NAME CODE	PART NAME	QTY	PART NAME CODE	PART NAME	QTY
6101-AO	BOLT BOULON SCHRAUBE PERNO	2			
6101-BH	CAP, MAST SUPPORT CAPUCHON KAPPE TAPA	1-2			
6101-CJ	PLATE PLAQUE PLATTE PLACA	2			
6101-CK	BOLT BOULON SCHRAUBE PERNO	2			
6101-DS	BOLT BOULON SCHRAUBE PERNO	2			
6101-DW	COVER, HOSE COUVERCLE DECKEL CUBIERTA	1			
6101-HX	PLATE PLAQUE PLATTE PLACA	1			
6101-JB	COLLAR COLLIER BUCHSE COLLAR	2			
6101-LI	WASHER, SPRING RODELLE UNTERLEGSCHIEBE ARANDELA	2-4			

6101		MAST MAT		MAST MASTIL	
PART NAME CODE	PART NAME	QTY	PART NAME CODE	PART NAME	QTY

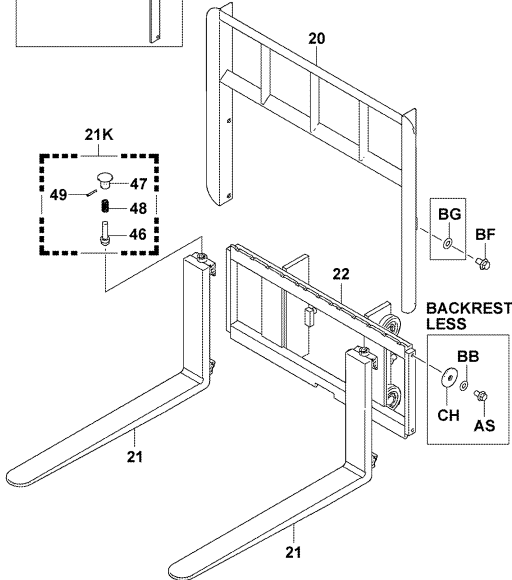
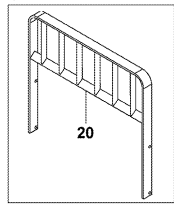
6301

LIFT BRACKET & FORK  
FOURCHE & SUPPORT DE LEVEE

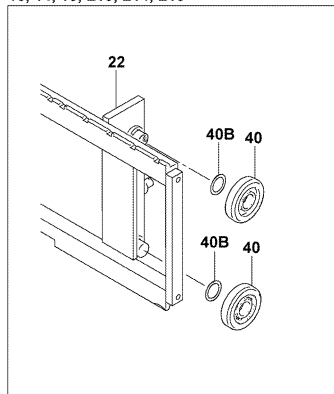
GABELTRÄGER & GABEL  
HORQUILLA Y MENSULA DE ELEVACION

V

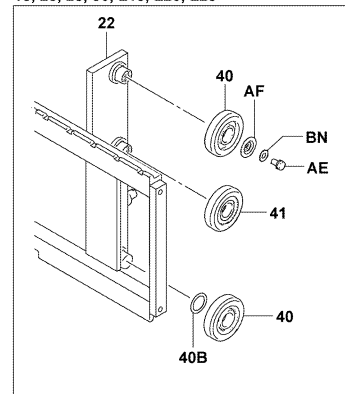
OPT



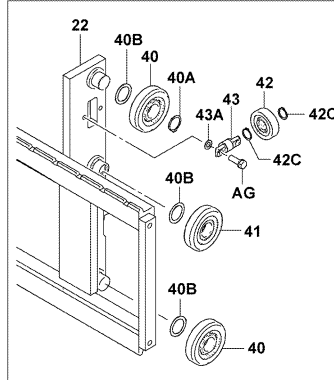
10, 14, 15, L10, L14, L15



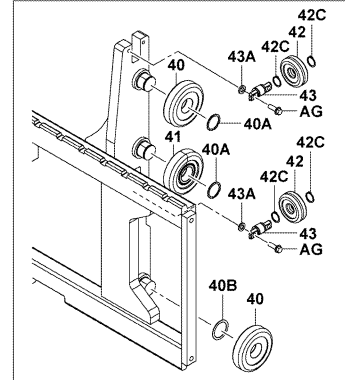
18, 20, 25, 30, L18, L20, L25



HCB..15



J35



6301-A28

6301-A28\_

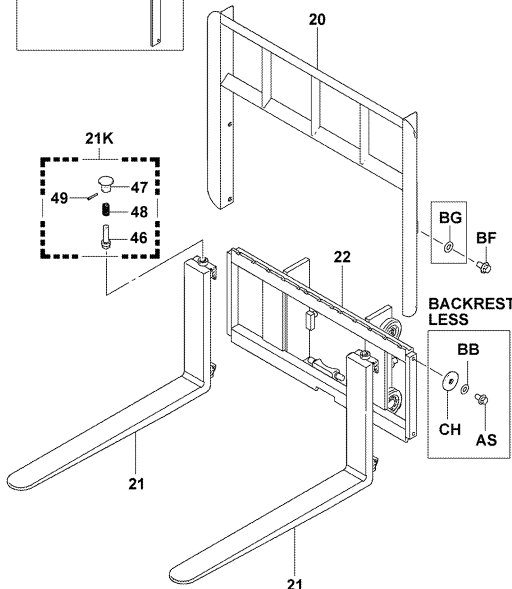
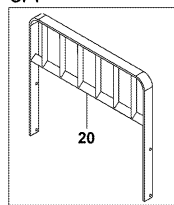
6301

LIFT BRACKET & FORK  
FOURCHE & SUPPORT DE LEVEE

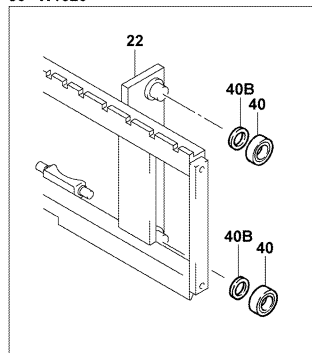
GABELTRÄGER & GABEL  
HORQUILLA Y MENSULA DE ELEVACION

FSV

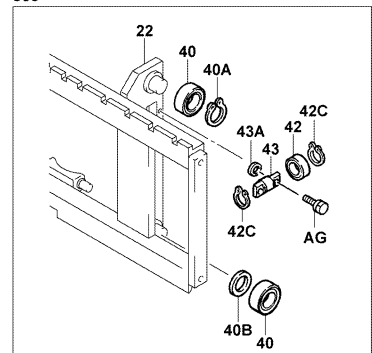
OPT



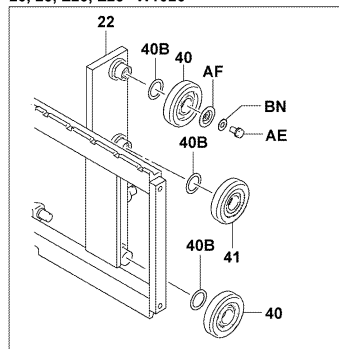
10, 14, 15, 18, L10, L14, L15, L18 "W0920"  
HCB..20, 25 "W1020"  
30 "W1020"



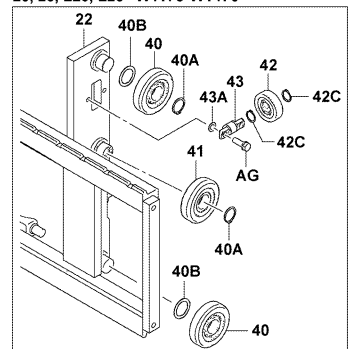
10, 14, 15, 18, L10, L14, L15, L18 "W1020-W1470"  
HCB..20, 25 "W1170-W1470"  
30 "W1170-W1470"  
J35



20, 25, L20, L25 "W1020"



HCB..15  
20, 25, L20, L25 "W1170-W1470"



6301-A29A

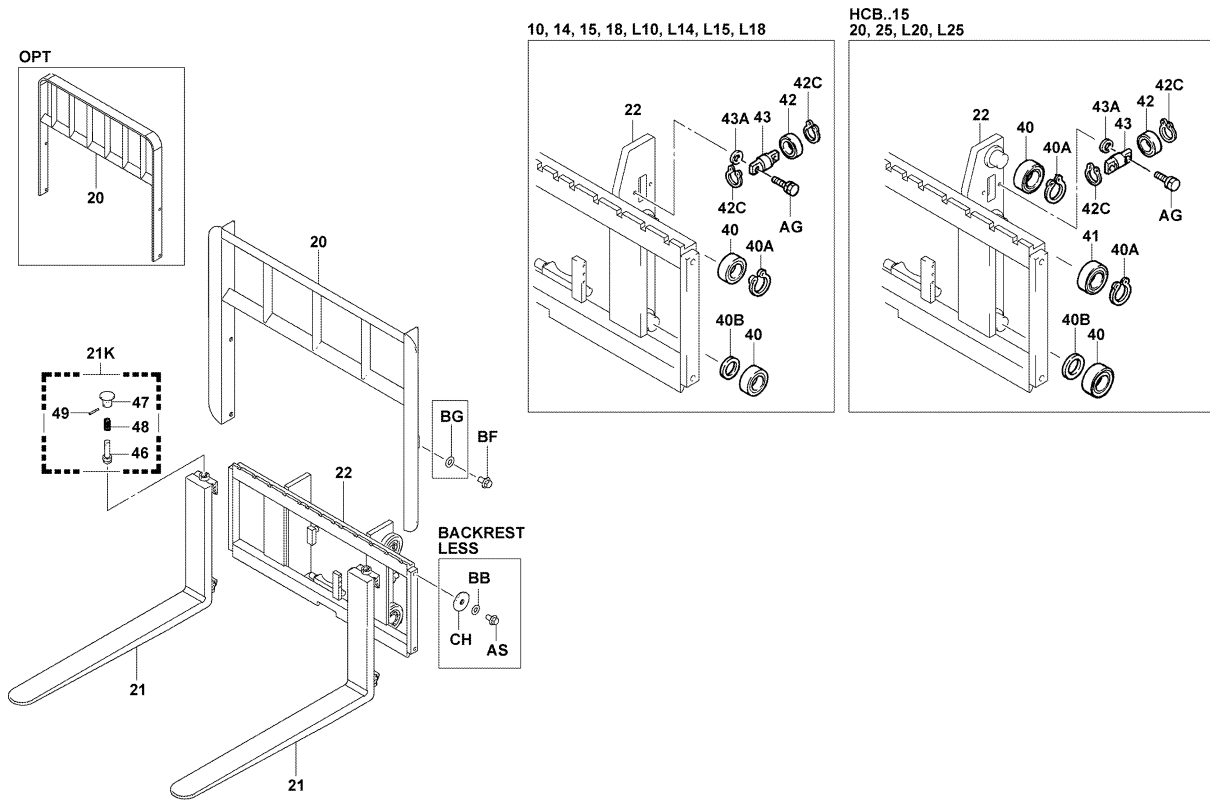
6301-A29A

6301

LIFT BRACKET & FORK  
FOURCHE & SUPPORT DE LEVEE

GABELTRÄGER & GABEL  
HORQUILLA Y MENSULA DE ELEVACION

FSV (LASER MARKER)



6301-A31

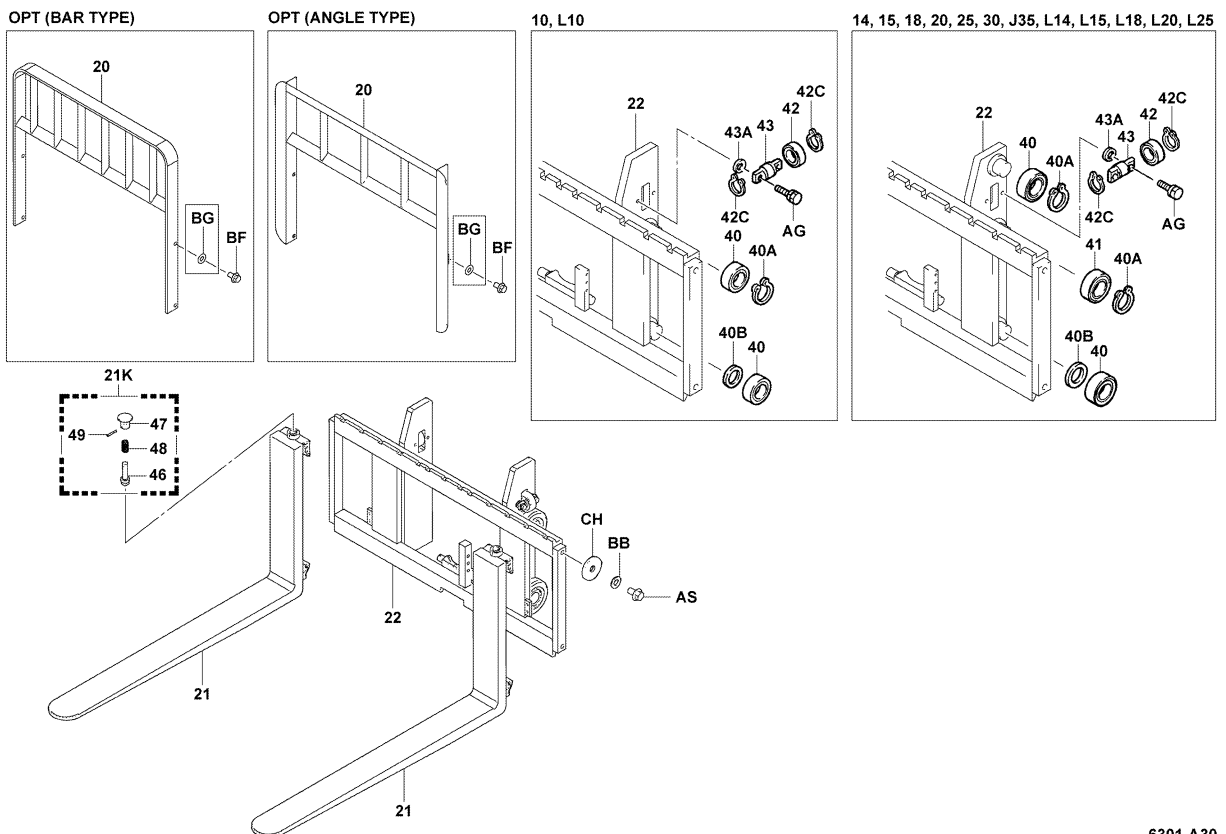
6301-A31\_

6301

LIFT BRACKET & FORK  
FOURCHE & SUPPORT DE LEVEE

GABELTRÄGER & GABEL  
HORQUILLA Y MENSULA DE ELEVACION

FV



6301-A30

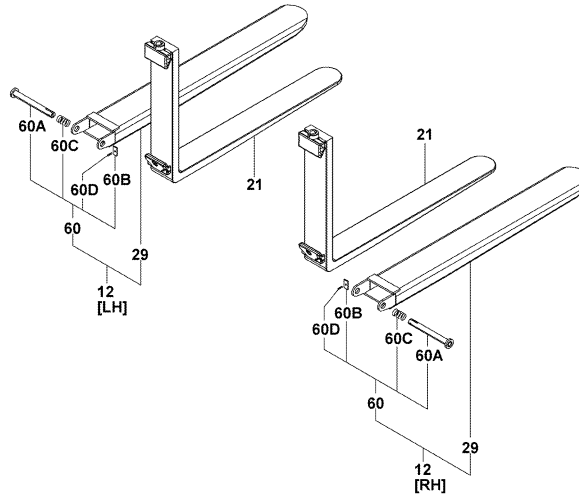
6301-A30\_

**6301**

**LIFT BRACKET & FORK  
FOURCHE & SUPPORT DE LEVEE**

**GABELTRÄGER & GABEL  
HORQUILLA Y MENSULA DE ELEVACION**

(SLEEVED FORK)



6301-661B

6301-661B

**6301**

**LIFT BRACKET & FORK  
FOURCHE & SUPPORT DE LEVEE**

**GABELTRÄGER & GABEL  
HORQUILLA Y MENSULA DE ELEVACION**

PART NAME CODE	PART NAME	QTY	PART NAME CODE	PART NAME	QTY
6301-11	DAMPER ASSY, FORK ENS. D'AMORTISSEUR DÄMPFER, VOLLST. CONJUNTO DEL AMORTIGUADOR	1	6301-41	ROLLER, LIFT (CENTER) GALET ROLLE RODILLO	2
6301-12	FORK ASSY, SHEATH ENS. DE FOURCHE GABEL, VOLLST. CONJUNTO DE LA HORQUILLA	1	6301-42	ROLLER, SIDE GALET ROLLE RODILLO	2-4
6301-20	BACKREST SUB-ASSY SOUS-ENS. DE DOSSIER RÜCKENLEHNE-TEILGRUPPE SUBCONJUNTO DEL RESPALDO DEL ASIENTO	1	6301-42C	RING, SHAFT SNAP (FOR SIDE ROLLER) ANNEAU RING ANILLO	4-8
6301-21	FORK SUB-ASSY SOUS-ENS. DE FOURCHE GABEL-TEILGRUPPE SUBCONJUNTO DE LA HORQUILLA	1-2	6301-43	SHAFT, SIDE ROLLER ARBRE WELLE EJE	2-4
6301-21K	PIN KIT, FORK STOPPER KIT GOUPILLE STIFT-AUSRÜSTUNG REPUESTO DE PASADOR	1-2	6301-43A	SHIM (FOR SIDE ROLLER SHAFT) ANNEAU RING ANILLO	99
6301-22	BRACKET SUB-ASSY, LIFT SOUS-ENS. DE SUPPORT TRÄGER-TEILGRUPPE SUBCONJUNTO DE LA SOPORTE	1	6301-46	PIN, FORK STOPPER GOUPILLE STIFT PASADOR	1-2
6301-29	FORK SUB-ASSY, SHEATH SOUS-ENS. DE FOURCHE GABEL-TEILGRUPPE SUBCONJUNTO DE LA HORQUILLA	1	6301-47	KNOB, FORK STOPPER PIN BOULE KNOPF MANDO	1-2
6301-40	ROLLER, LIFT (UPPER, LOWER) GALET ROLLE RODILLO	2-4	6301-48	SPRING, FORK STOPPER PIN RESSORT FEDER RESORTE	1-2
6301-40A	RING, SHAFT SNAP (UPPER, LOWER) ANNEAU RING ANILLO	2-4	6301-49	PIN, SPRING (FOR FORK STOPPER PIN) GOUPILLE STIFT PASADOR	1-2
6301-40B	SHIM, LIFT ROLLER CALE AUSGLEICHSCHLEIBE CALCE	99	6301-60	PIN ASSY, SHEATH FORK ENS. DE GOUPILLE STIFT, VOLLST. CONJUNTO DE PASADOR	1



6301		LIFT BRACKET & FORK FOURCHE & SUPPORT DE LEVEE		GABELTRÄGER & GABEL HORQUILLA Y MENSULA DE ELEVACION	
PART NAME CODE	PART NAME	QTY	PART NAME CODE	PART NAME	QTY
6301-60A	PIN SUB-ASSY, SHEATH FORK SOUS-ENS. DE GOUPILLE STIFT-TEILGRUPPE SUBCONJUNTO DE PASADOR	1	6301-BN	SHIM CALE AUSGLEICHSCHEIBE CALCE	99
6301-60B	PLATE PLAQUE PLATTE PLACA	1	6301-CH	WASHER RODELLE UNTERLEGSSCHEIBE ARANDELA	1-2
6301-60C	SPRING RESSORT FEDER RESORTE	1			
6301-60D	PIN, SPRING GOUPILLE STIFT PASADOR	1			
6301-AE	BOLT BOULON SCHRAUBE PERNO	2			
6301-AF	PLATE PLAQUE PLATTE PLACA	2			
6301-AG	BOLT BOULON SCHRAUBE PERNO	4-8			
6301-AS	BOLT BOULON SCHRAUBE PERNO	1-2			
6301-BB	WASHER RODELLE UNTERLEGSSCHEIBE ARANDELA	1-2			
6301-BF	BOLT BOULON SCHRAUBE PERNO	1-4			

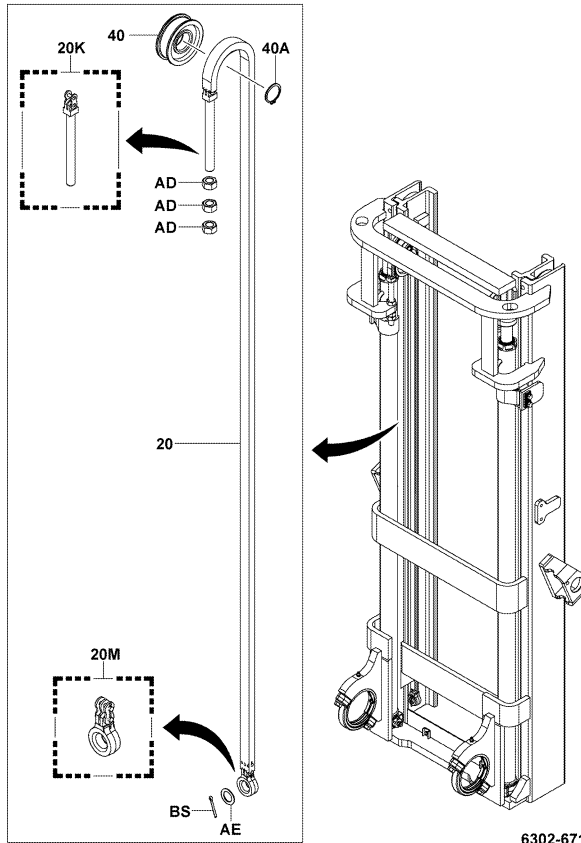
6301		LIFT BRACKET & FORK FOURCHE & SUPPORT DE LEVEE		GABELTRÄGER & GABEL HORQUILLA Y MENSULA DE ELEVACION	
PART NAME CODE	PART NAME	QTY	PART NAME CODE	PART NAME	QTY

6302

CHAIN & CHAIN WHEEL  
CHAINE ET GALET DE CHAINE

KETTE & KETTENRAD  
CADENA Y RUEDA DE CADENA

V



6302-671

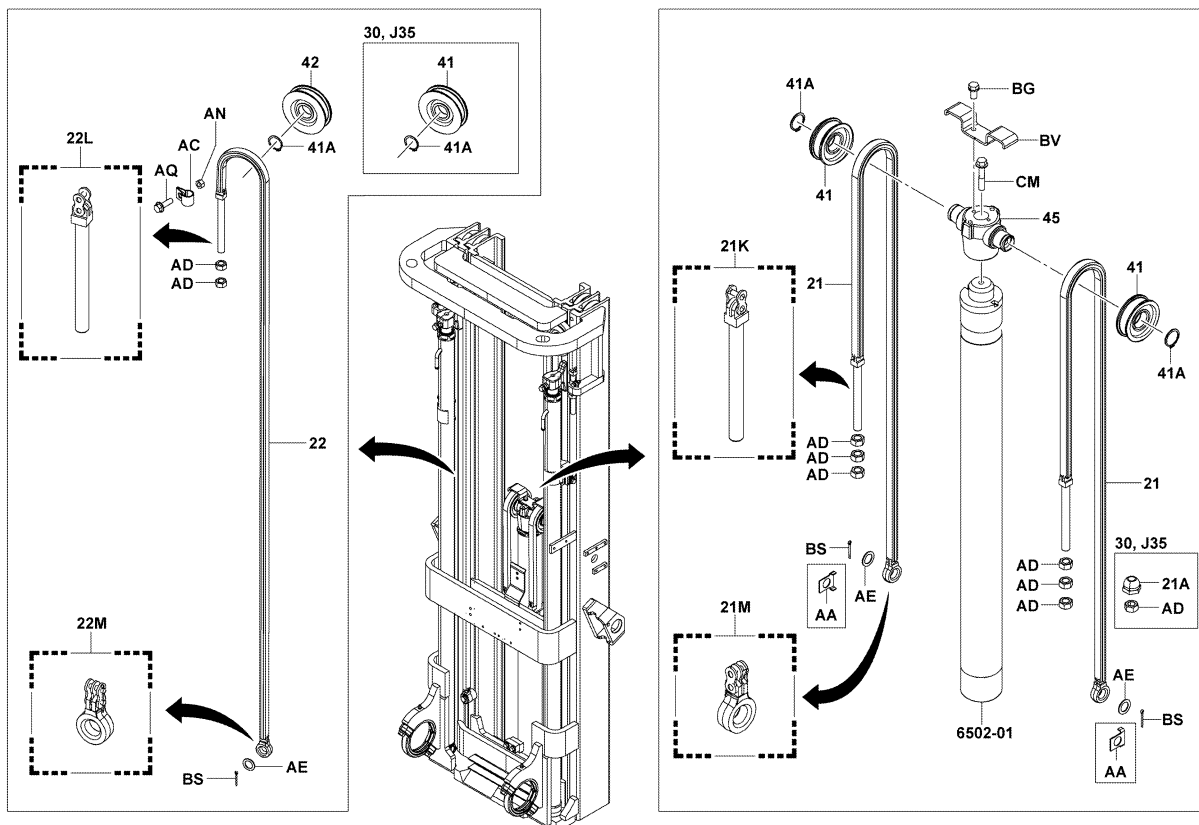
6302-671\_

6302

CHAIN & CHAIN WHEEL  
CHAINE ET GALET DE CHAINE

KETTE & KETTENRAD  
CADENA Y RUEDA DE CADENA

FSV



6302-672

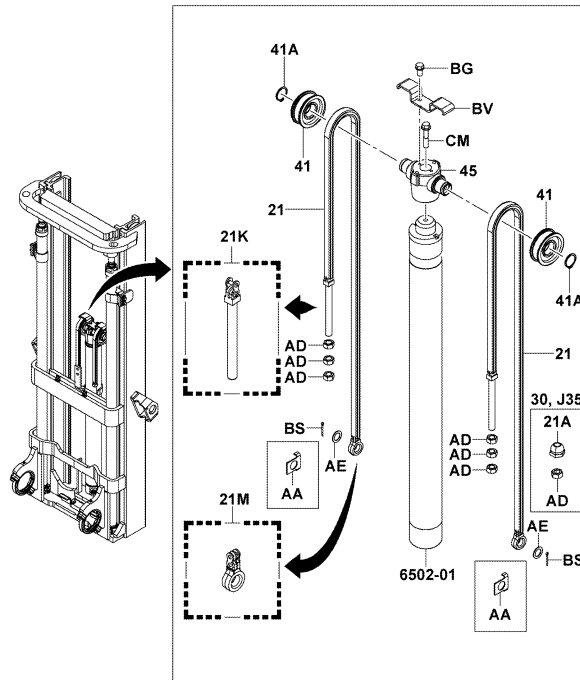
6302-672\_

6302

CHAIN & CHAIN WHEEL  
CHAINE ET GALET DE CHAINE

KETTE & KETTENRAD  
CADENA Y RUEDA DE CADENA

FV



6302-673

6302-673\_

6302

CHAIN & CHAIN WHEEL  
CHAINE ET GALET DE CHAINE

KETTE & KETTENRAD  
CADENA Y RUEDA DE CADENA

PART NAME CODE	PART NAME	QTY	PART NAME CODE	PART NAME	QTY
6302-20	CHAIN SUB-ASSY SOUS-ENS. DE CHAINE KETTEN-TEILGRUPPE SUBCONJUNTO DE LA CADENA	2	6302-40	WHEEL, CHAIN ROUE RAD RUEDA	2
6302-20K	BOLT KIT, CHAIN ANCHOR, NO.1 KIT BOULON SCHRAUBEN-AUSRUSTUNG PERNOS DE REPUESTO	2	6302-40A	RING, SHAFT SNAP (FOR CHAIN WHEEL) ANNEAU RING ANILLO	2
6302-20M	BOLT KIT, CHAIN EYE KIT BOULON SCHRAUBEN-AUSRUSTUNG PERNOS DE REPUESTO	2	6302-41	WHEEL, CHAIN (FRONT) ROUE RAD RUEDA	2-4
6302-21	CHAIN SUB-ASSY, FRONT SOUS-ENS. DE CHAINE KETTEN-TEILGRUPPE SUBCONJUNTO DE LA CADENA	2	6302-41A	RING, SHAFT SNAP (FOR FRONT CHAIN WHEEL) ANNEAU RING ANILLO	2-4
6302-21A	NUT, CHAIN ADJUST (FRONT) ECROU MUTTER TUERCA	2	6302-42	WHEEL, CHAIN (REAR) ROUE RAD RUEDA	2
6302-21K	BOLT KIT, CHAIN ANCHOR, NO.1, FRONT KIT BOULON SCHRAUBEN-AUSRUSTUNG PERNOS DE REPUESTO	2	6302-45	SUPPORT, CHAIN WHEEL SUPPORT STUTZE SOPORTE	1
6302-21M	BOLT KIT, CHAIN EYE, FRONT KIT BOULON SCHRAUBEN-AUSRUSTUNG PERNOS DE REPUESTO	2	6302-AA	PLATE, CHAIN STOPPER PLAQUE PLATTE PLACA	2
6302-22	CHAIN SUB-ASSY, REAR SOUS-ENS. DE CHAINE KETTEN-TEILGRUPPE SUBCONJUNTO DE LA CADENA	2	6302-AC	CLAMP, CHAIN ANCHOR BOLT PINSE KLEMME ABRAZADERA	2
6302-22L	BOLT KIT, CHAIN ANCHOR, NO.2, REAR KIT BOULON SCHRAUBEN-AUSRUSTUNG PERNOS DE REPUESTO	2	6302-AD	NUT ECROU MUTTER TUERCA	2-10
6302-22M	BOLT KIT, CHAIN EYE KIT BOULON SCHRAUBEN-AUSRUSTUNG PERNOS DE REPUESTO	2	6302-AE	WASHER, CHAIN SPECIAL RODELLE UNTERLEGSCHIEBE ARANDELA	2-4

<b>6302</b>		<b>CHAIN &amp; CHAIN WHEEL CHAINE ET GALET DE CHAINE</b>		<b>KETTE &amp; KETTENRAD CADENA Y RUEDA DE CADENA</b>	
<b>PART NAME CODE</b>	<b>PART NAME</b>	<b>QTY</b>	<b>PART NAME CODE</b>	<b>PART NAME</b>	<b>QTY</b>
<b>6302-AN</b>	<b>NUT</b> ----- ECROU MUTTER TUERCA	<b>2</b>			
<b>6302-AQ</b>	<b>BOLT</b> ----- BOULON SCHRAUBE PERNO	<b>2</b>			
<b>6302-BG</b>	<b>BOLT</b> ----- BOULON SCHRAUBE PERNO	<b>2</b>			
<b>6302-BS</b>	<b>PIN, COTTER</b> ----- GOUVILLE STIFT PASADOR	<b>2-4</b>			
<b>6302-BV</b>	<b>STOPPER, CHAIN</b> ----- BUTEE ANSCHLAG TOPE	<b>1</b>			
<b>6302-CM</b>	<b>BOLT</b> ----- BOULON SCHRAUBE PERNO	<b>1</b>			

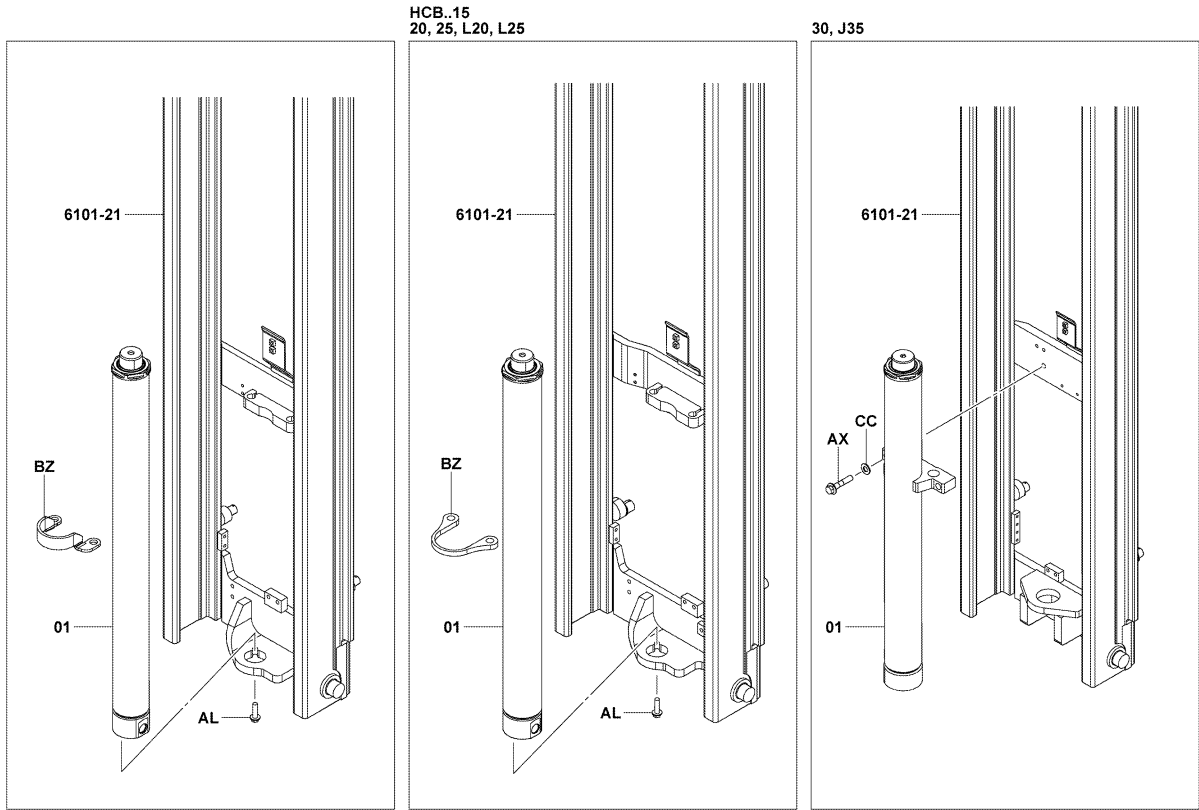
<b>6302</b>		<b>CHAIN &amp; CHAIN WHEEL CHAINE ET GALET DE CHAINE</b>		<b>KETTE &amp; KETTENRAD CADENA Y RUEDA DE CADENA</b>	
<b>PART NAME CODE</b>	<b>PART NAME</b>	<b>QTY</b>	<b>PART NAME CODE</b>	<b>PART NAME</b>	<b>QTY</b>

6502

FRONT LIFT CYLINDER  
CYLINDRE DE LEVEE AVANT

VORDERER HUBZYLINDER  
CILINDRO DE ELEVACION FRONTAL

FSV [ASSY & MOUNT]



6502-218A

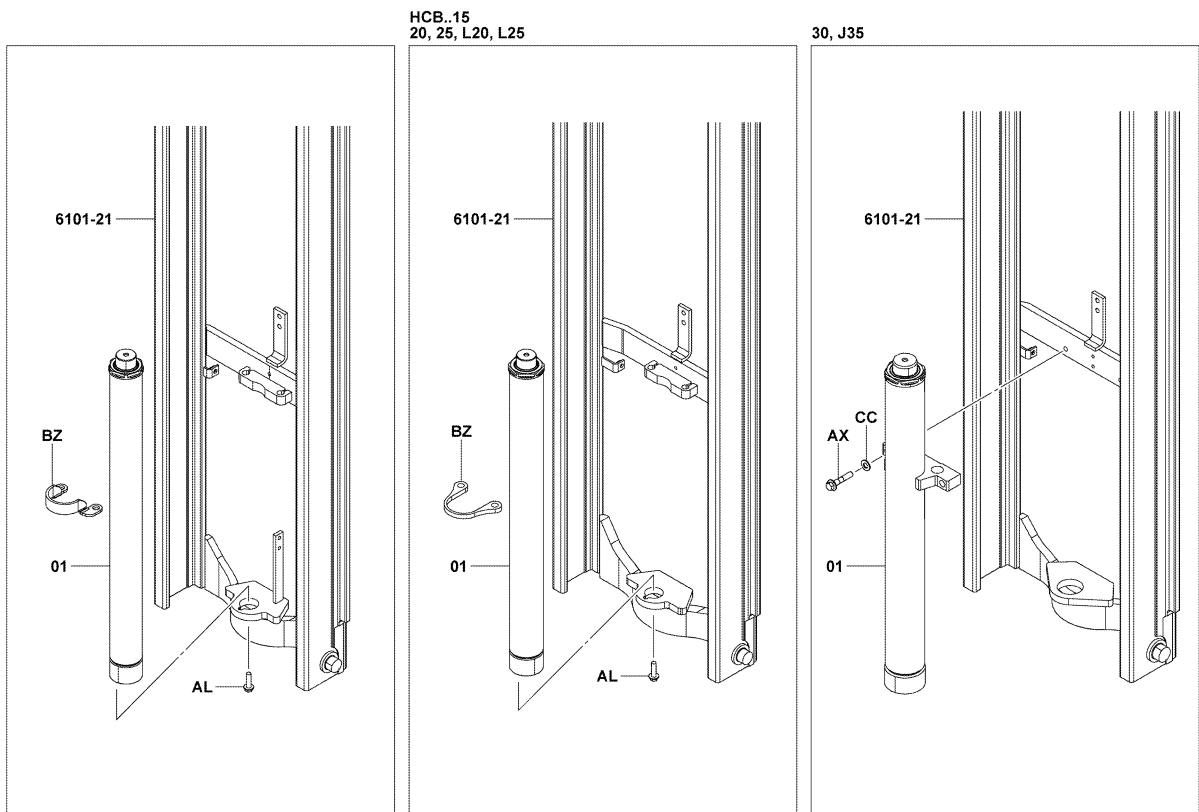
6502-218A

6502

FRONT LIFT CYLINDER  
CYLINDRE DE LEVEE AVANT

VORDERER HUBZYLINDER  
CILINDRO DE ELEVACION FRONTAL

FV [ASSY & MOUNT]



6502-219A

6502-219A

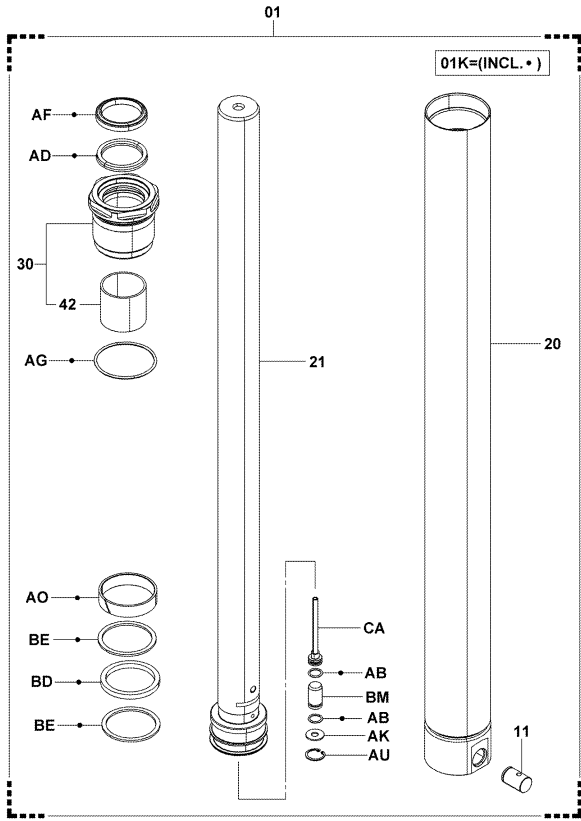
6502

FRONT LIFT CYLINDER  
CYLINDRE DE LEVEE AVANT

VORDERER HUBZYLINDER  
CILINDRO DE ELEVACION FRONTAL

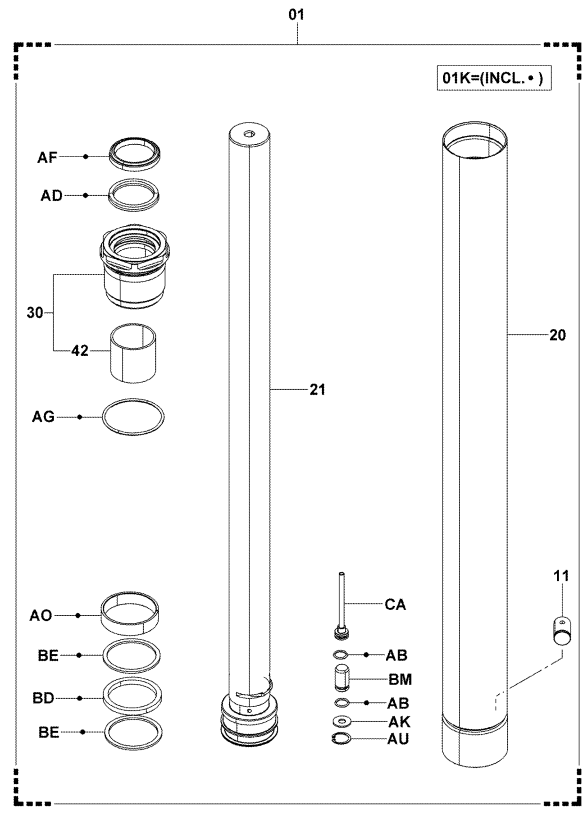
FSV..10,14,15,18,20,25 [INNER PARTS]

FV..10,14,15,18,20,25 [INNER PARTS]



6502-144

6502-144\_



6502-148

6502-148\_

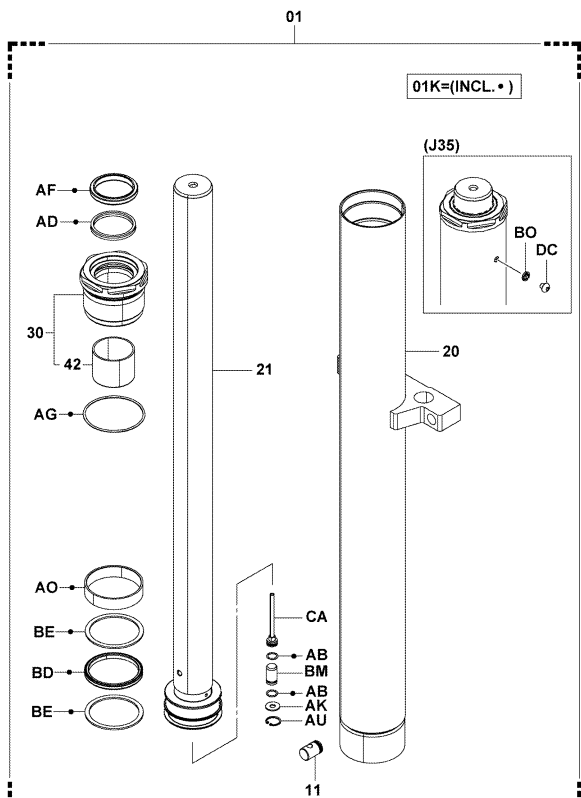
6502

FRONT LIFT CYLINDER  
CYLINDRE DE LEVEE AVANT

VORDERER HUBZYLINDER  
CILINDRO DE ELEVACION FRONTAL

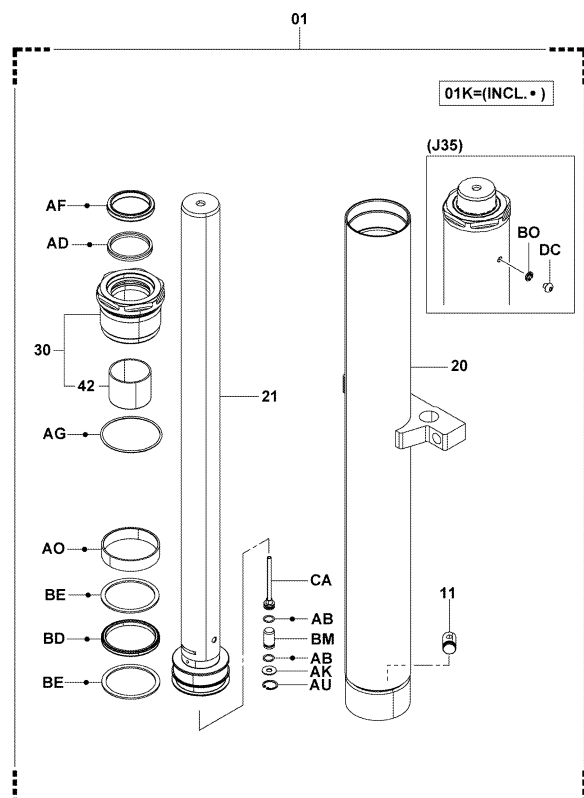
FSV..30,J35 [INNER PARTS]

FV..30,J35 [INNER PARTS]



6502-221

6502-221\_



6502-222

6502-222\_

6502		FRONT LIFT CYLINDER CYLINDRE DE LEVEE AVANT		VORDERER HUBZYLINDER CILINDRO DE ELEVACION FRONTAL		
PART NAME CODE	PART NAME	QTY	PART NAME CODE	PART NAME	QTY	
6502-01	CYLINDER ASSY, LIFT ENS. DE CYLINDRE ZYLINDER, VOLLST. CONJUNTO DEL CILINDRO	1	6502-AG	RING, O ANNEAU RING ANILLO	1	
6502-01K	CYLINDER O/H KIT, LIFT JEU O/H DE CYLINDRE ZYLINDER-?BERHOLSATZ JUEGO O/H DEL CILINDRO	1	6502-AK	WASHER, PLATE RODELLE UNTERLEGSSCHEIBE ARANDELA	1	
6502-11	VALVE ASSY, SAFETY DOWN ENS. DE SOUPAPE VENTIL, VOLLST. CONJUNTO DE VALVULA	1	6502-AL	BOLT BOULON SCHRAUBE PERNO	1	
6502-20	CYLINDER SUB-ASSY, LIFT SOUS-ENS. DE CYLINDRE ZYLINDER-TEILGRUPPE SUBCONJUNTO DEL CILINDRO	1	6502-AO	RING, WEAR ANNEAU RING ANILLO	1	
6502-21	ROD SUB-ASSY, LIFT CYLINDER SOUS-ENS. DE BIELLE STANGEN-TEILGRUPPE SUBCONJUNTO DE LA VARILLA	1	6502-AU	RING, SNAP ANNEAU RING ANILLO	1	
6502-30	GUIDE SUB-ASSY, LIFT CYLINDER ROD SOUS-ENS. DE GUIDE FUHRUNGS-TEILGRUPPE SUBCONJUNTO DE GUIA	1	6502-AX	BOLT BOULON SCHRAUBE PERNO	2	
6502-42	SLEEVE, LIFT CYLINDER ROD GUIDE MANCHON HULSE MANGUITO	1	6502-BD	PACKING CALE DICHTUNG EMPAQUETADURA	1	
6502-AB	RING, O ANNEAU RING ANILLO	2	6502-BE	RING, BACK UP ANNEAU RING ANILLO	2	
6502-AD	PACKING, U CALE DICHTUNG EMPAQUETADURA	1	6502-BM	VALVE, CHECK SOUPAPE VENTIL VALVULA	1	
6502-AF	SEAL, DUST JOINT ABDICHTUNG SELLO	1	6502-BO	WASHER RODELLE UNTERLEGSSCHEIBE ARANDELA	1	

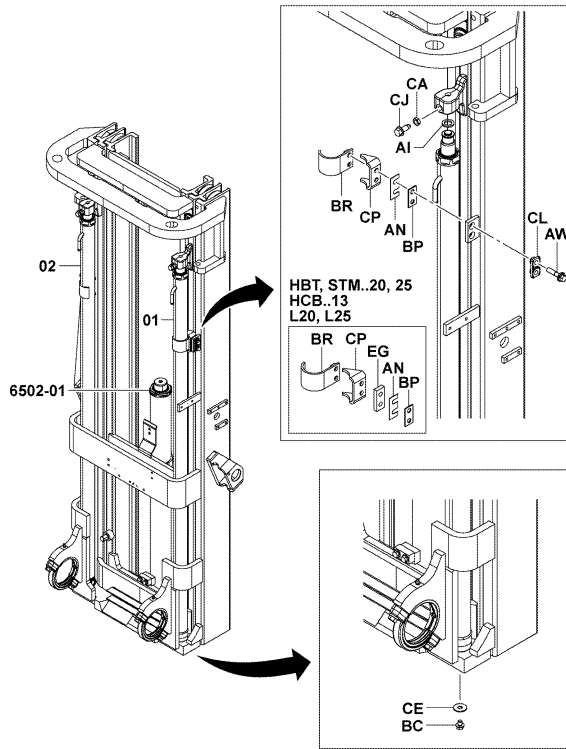
6502		FRONT LIFT CYLINDER CYLINDRE DE LEVEE AVANT		VORDERER HUBZYLINDER CILINDRO DE ELEVACION FRONTAL		
PART NAME CODE	PART NAME	QTY	PART NAME CODE	PART NAME	QTY	
6502-BZ	CLAMP, LIFT CYLINDER PINSE KLEMME ABRAZADERA	1				
6502-CA	PIPE SUB-ASSY SOUS-ENS. DE TUYAU ROHR-TEILGRUPPE SUBCONJUNTO DE TUBO	1				
6502-CC	WASHER, PLATE RODELLE UNTERLEGSSCHEIBE ARANDELA	2				
6502-DC	SCREW VIS SCHRAUBE TORNILLO	1				

6503

REAR LIFT CYLINDER  
CYLINDRE DE LEVEE ARRIERE

HINTERER HUBZYLINDER  
CILINDRO DE ELEVACION TRASERO

FSV [ASSY & MOUNT]



6503-442

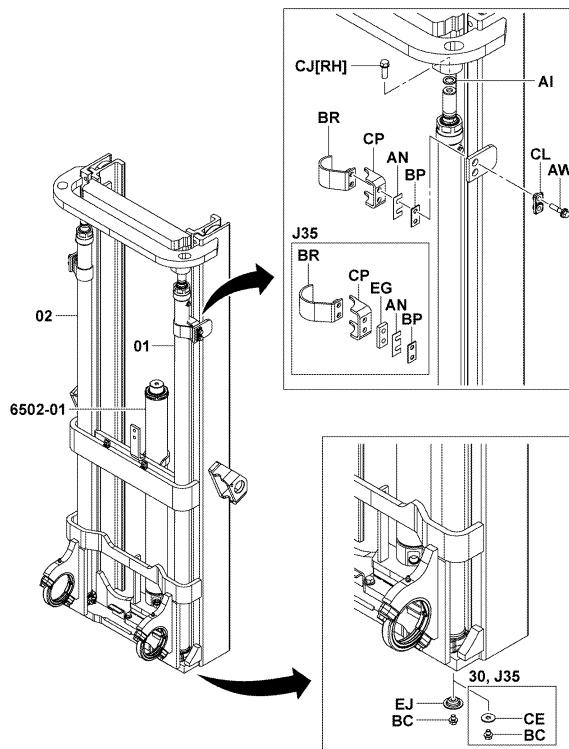
6503-442\_

6503

REAR LIFT CYLINDER  
CYLINDRE DE LEVEE ARRIERE

HINTERER HUBZYLINDER  
CILINDRO DE ELEVACION TRASERO

FV [ASSY & MOUNT]



6503-443

6503-443\_

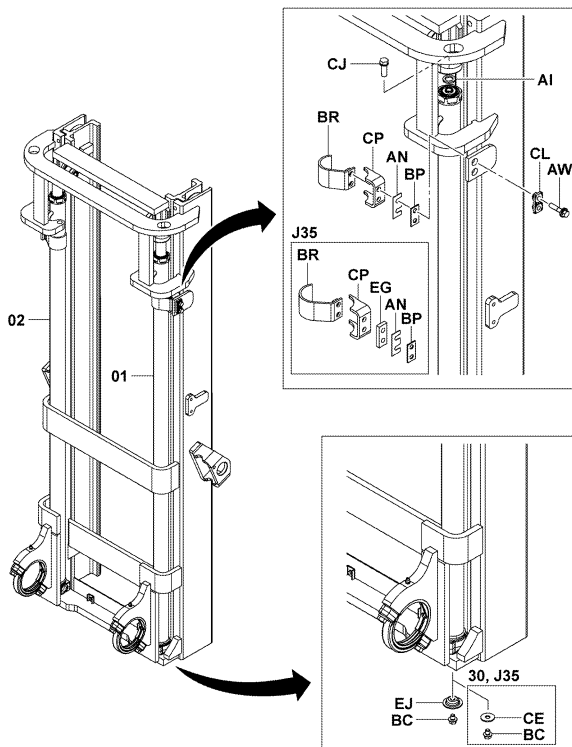


6503

REAR LIFT CYLINDER  
CYLINDRE DE LEVEE ARRIERE

HINTERER HUBZYLINDER  
CILINDRO DE ELEVACION TRASERO

V [ASSY & MOUNT]



6503-441

6503-441\_

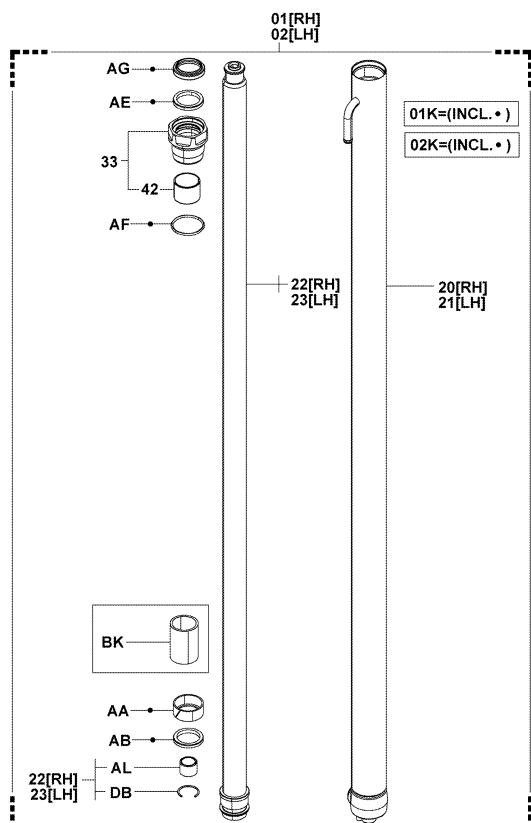
6503

REAR LIFT CYLINDER  
CYLINDRE DE LEVEE ARRIERE

HINTERER HUBZYLINDER  
CILINDRO DE ELEVACION TRASERO

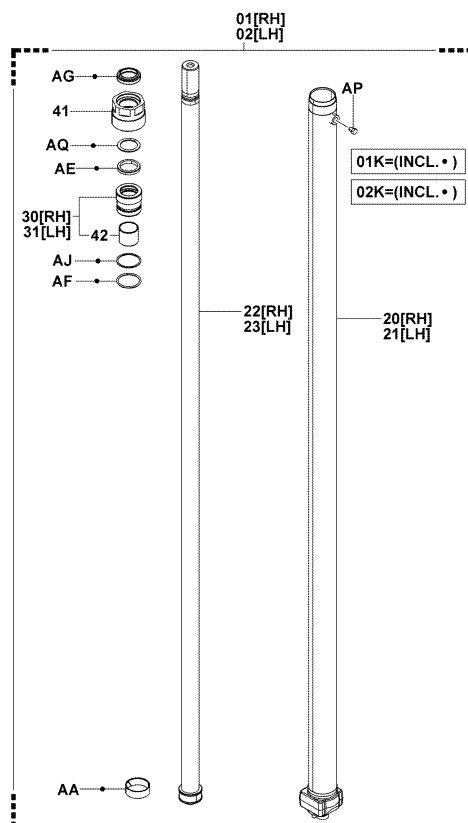
FSV..10,14,15,18,20,25 [INNER PARTS]

FV..10,14,15,18,20,25 [INNER PARTS]



6503-447

6503-447\_



6503-274A

6503-274A

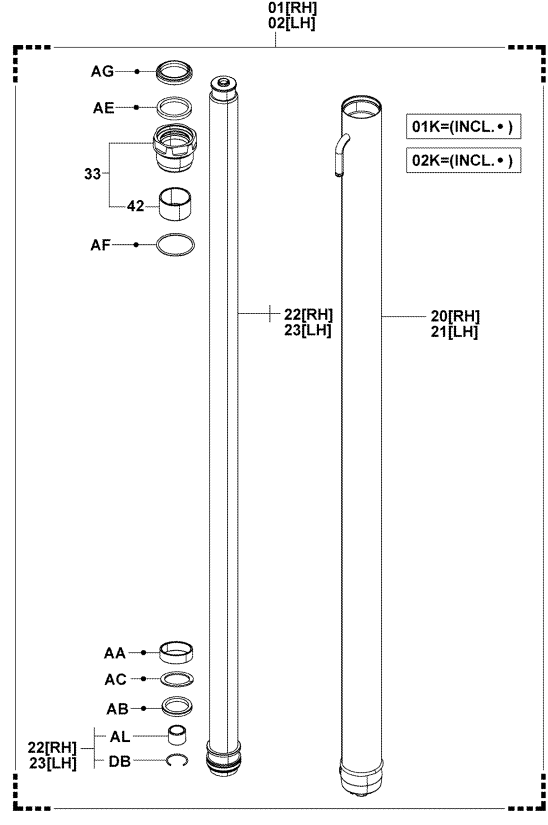
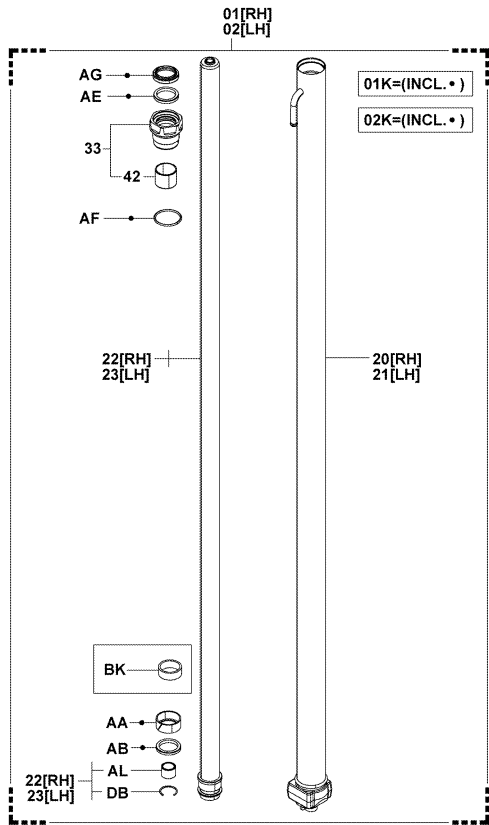
6503

REAR LIFT CYLINDER  
CYLINDRE DE LEVEE ARRIERE

HINTERER HUBZYLINDER  
CILINDRO DE ELEVACION TRASERO

V..10,14,15,18,20,25 [INNER PARTS]

FSV..30 [INNER PARTS]



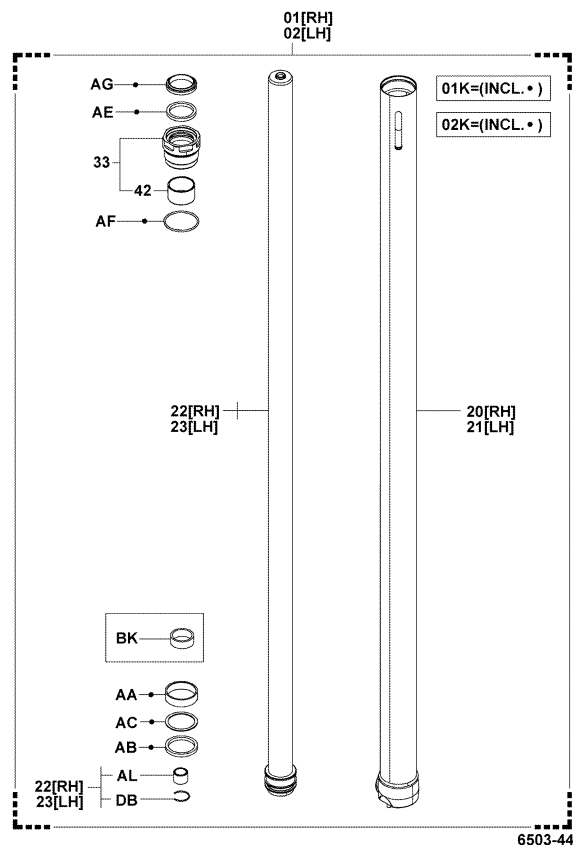
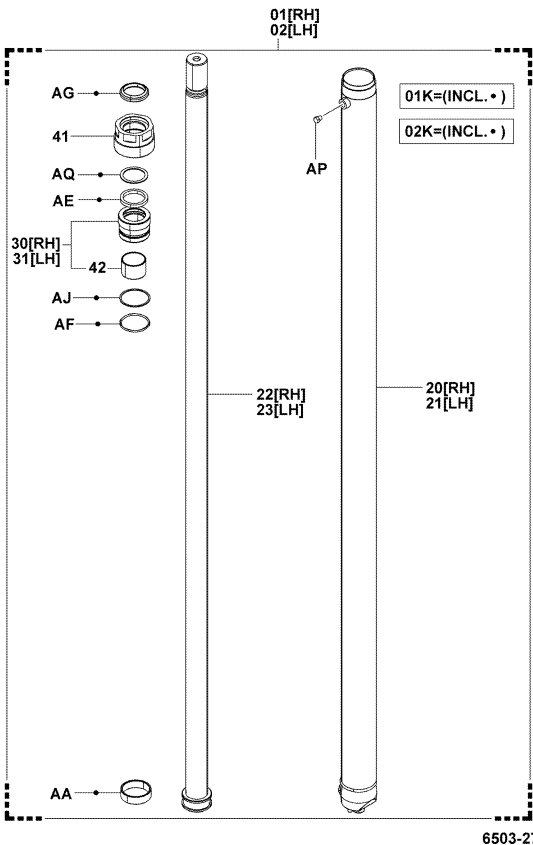
6503

REAR LIFT CYLINDER  
CYLINDRE DE LEVEE ARRIERE

HINTERER HUBZYLINDER  
CILINDRO DE ELEVACION TRASERO

FV..30 [INNER PARTS]

V..J35 [INNER PARTS]



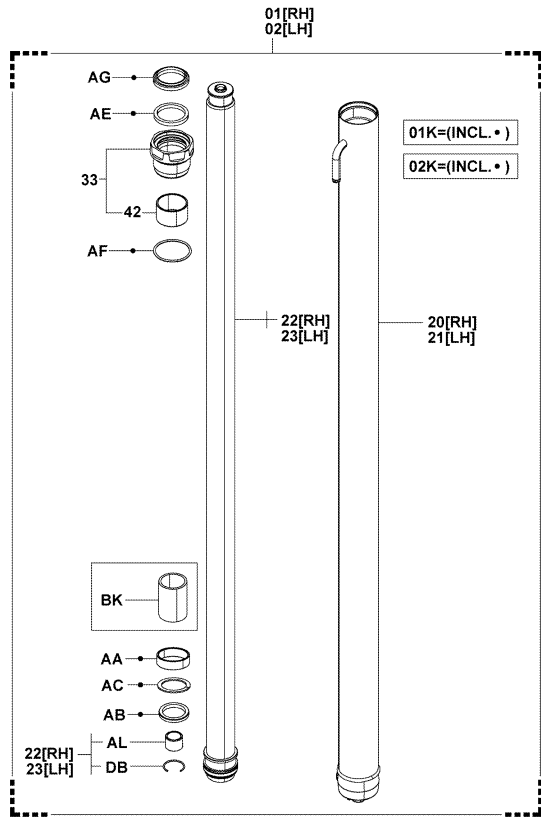
6503

REAR LIFT CYLINDER  
CYLINDRE DE LEVEE ARRIERE

HINTERER HUBZYLINDER  
CILINDRO DE ELEVACION TRASERO

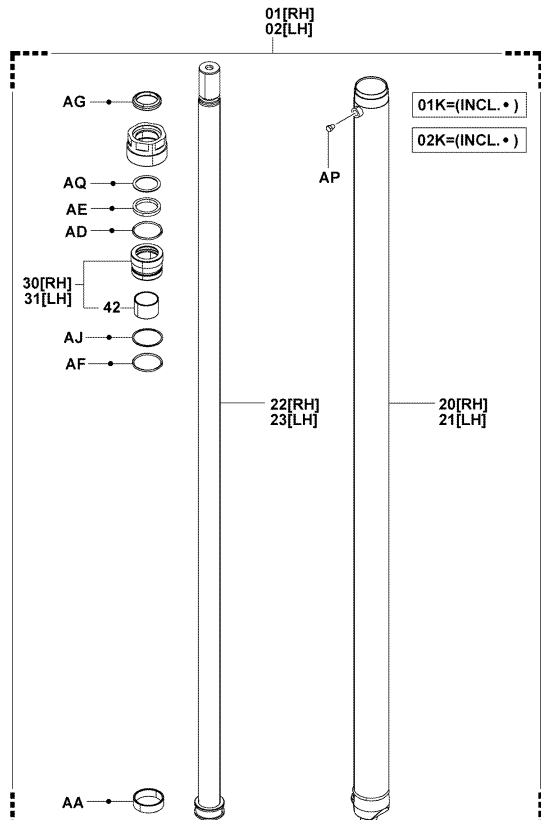
FSV..J35 [INNER PARTS]

FV..J35 [INNER PARTS]



6503-449

6503-449\_



6503-450

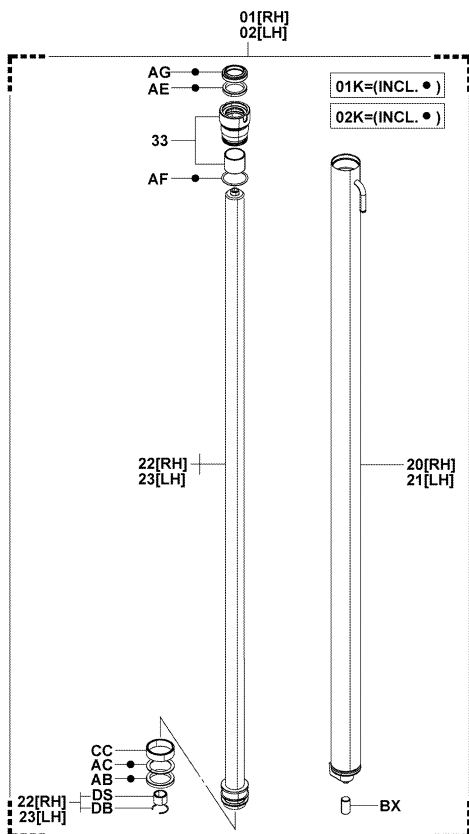
6503-450\_

6503

REAR LIFT CYLINDER  
CYLINDRE DE LEVEE ARRIERE

HINTERER HUBZYLINDER  
CILINDRO DE ELEVACION TRASERO

V..30 [INNER PARTS]



6503-446

6503-446\_

6503		REAR LIFT CYLINDER CYLINDRE DE LEVEE ARRIERE	HINTERER HUBZYLINDER CILINDRO DE ELEVACION TRASERO		
PART NAME CODE	PART NAME	QTY	PART NAME CODE	PART NAME	QTY
6503-01	CYLINDER ASSY, LIFT, RH ENS. DE CYLINDRE ZYLINDER, VOLLST. CONJUNTO DEL CILINDRO	1	6503-33	COVER SUB-ASSY, LIFT CYLINDER SOUS-ENS. DE COUVERCLE DECKEL-TEILGRUPPE SUBCONJUNTO DE CUBIERTA	1
6503-01K	CYLINDER O/H KIT, LIFT, RH JEU O/H DE CYLINDRE ZYLINDER-7 BERHOLSATZ JUEGO O/H DEL CILINDRO	1	6503-41	COVER, LIFT CYLINDER COUVERCLE DECKEL CUBIERTA	1
6503-02	CYLINDER ASSY, LIFT, LH ENS. DE CYLINDRE ZYLINDER, VOLLST. CONJUNTO DEL CILINDRO	1	6503-42	SLEEVE, LIFT CYLINDER ROD GUIDE MANCHON HULSE MANGUITO	1
6503-02K	CYLINDER O/H KIT, LIFT, LH JEU O/H DE CYLINDRE ZYLINDER-7 BERHOLSATZ JUEGO O/H DEL CILINDRO	1	6503-AA	RING, WEAR ANNEAU RING ANILLO	1
6503-20	CYLINDER SUB-ASSY, LIFT, RH SOUS-ENS. DE CYLINDRE ZYLINDER-TEILGRUPPE SUBCONJUNTO DEL CILINDRO	1	6503-AB	PACKING, U CALE DICHTUNG EMPAQUETADURA	1
6503-21	CYLINDER SUB-ASSY, LIFT, LH SOUS-ENS. DE CYLINDRE ZYLINDER-TEILGRUPPE SUBCONJUNTO DEL CILINDRO	1	6503-AC	RING, BACK UP ANNEAU RING ANILLO	1
6503-22	ROD SUB-ASSY, LIFT CYLINDER, RH SOUS-ENS. DE BIELLE STANGEN-TEILGRUPPE SUBCONJUNTO DE LA VARILLA	1	6503-AD	RING, O ANNEAU RING ANILLO	1
6503-23	ROD SUB-ASSY, LIFT CYLINDER, LH SOUS-ENS. DE BIELLE STANGEN-TEILGRUPPE SUBCONJUNTO DE LA VARILLA	1	6503-AE	PACKING, U CALE DICHTUNG EMPAQUETADURA	1
6503-30	GUIDE SUB-ASSY, LIFT CYLINDER ROD, RH SOUS-ENS. DE GUIDE FUHRUNGS-TEILGRUPPE SUBCONJUNTO DE GUIA	1	6503-AF	RING, O ANNEAU RING ANILLO	1-2
6503-31	GUIDE SUB-ASSY, LIFT CYLINDER ROD, LH SOUS-ENS. DE GUIDE FUHRUNGS-TEILGRUPPE SUBCONJUNTO DE GUIA	1	6503-AG	SEAL, DUST JOINT ABDICHTUNG SELLO	1

6503		REAR LIFT CYLINDER CYLINDRE DE LEVEE ARRIERE	HINTERER HUBZYLINDER CILINDRO DE ELEVACION TRASERO		
PART NAME CODE	PART NAME	QTY	PART NAME CODE	PART NAME	QTY
6503-AI	SHIM CALE AUSGLEICHSCHIEBE CALCE	99	6503-BP	PLATE PLAQUE PLATTE PLACA	2
6503-AJ	RING, BACK UP ANNEAU RING ANILLO	1	6503-BR	SUPPORT SUB-ASSY SOUS-ENS. DE SUPPORT STUTZEN-TEILGRUPPE SUBCONJUNTO DEL SOPORTE	2
6503-AL	BUSHING BAGUE BUCHSE BUJE	1	6503-BX	PIN GOUVILLE STIFT PASADOR	1
6503-AM	SPACER ENTRETOISE DISTANZSTUCK SEPARADOR	1	6503-CA	NUT ECROU MUTTER TUERCA	2
6503-AN	SHIM CALE AUSGLEICHSCHIEBE CALCE	99	6503-CC	BUSHING BAGUE BUCHSE BUJE	1
6503-AP	PLUG BOUCHON STOPFEN TAPON	1	6503-CE	WASHER RODELLE UNTERLEGSCHIEBE ARANDELA	2
6503-AQ	RING, BACK UP ANNEAU RING ANILLO	1	6503-CJ	BOLT BOULON SCHRAUBE PERNO	1-2
6503-AW	BOLT BOULON SCHRAUBE PERNO	4	6503-CL	BUSHING BAGUE BUCHSE BUJE	2
6503-BC	BOLT BOULON SCHRAUBE PERNO	2	6503-CP	PLATE PLAQUE PLATTE PLACA	2
6503-BK	COLLAR COLLIER BUCHSE COLLAR	1	6503-DB	RING ANNEAU RING ANILLO	1

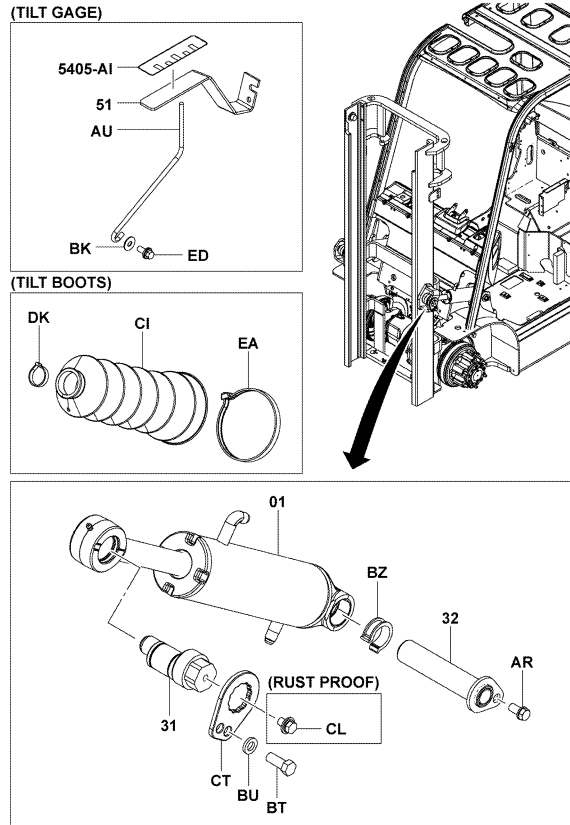
<b>6503</b>		<b>REAR LIFT CYLINDER CYLINDRE DE LEVEE ARRIERE</b>		<b>HINTERER HUBZYLINDER CILINDRO DE ELEVACION TRASERO</b>	
<b>PART NAME CODE</b>	<b>PART NAME</b>	<b>QTY</b>	<b>PART NAME CODE</b>	<b>PART NAME</b>	<b>QTY</b>
<b>6503-DS</b>	<b>BEARING, CUSHION</b> ----- ROULEMENT LAGER COJINETE	<b>1</b>			
<b>6503-EG</b>	<b>COLLAR</b> ----- COLLIER BUCHSE COLLAR	<b>2</b>			
<b>6503-EJ</b>	<b>PLATE</b> ----- PLAQUE PLATTE PLACA	<b>2</b>			

<b>6503</b>		<b>REAR LIFT CYLINDER CYLINDRE DE LEVEE ARRIERE</b>		<b>HINTERER HUBZYLINDER CILINDRO DE ELEVACION TRASERO</b>	
<b>PART NAME CODE</b>	<b>PART NAME</b>	<b>QTY</b>	<b>PART NAME CODE</b>	<b>PART NAME</b>	<b>QTY</b>

6511

TILT CYLINDER  
CYLINDRE D'INCLINAISON

NEIGEZYLLINDER  
CILINDRO DE INCLINACION



6511-347A

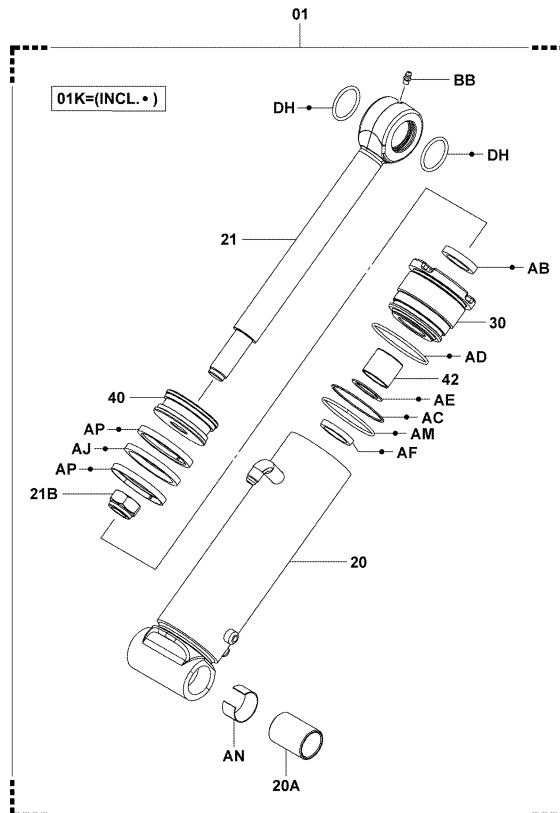
6511-347A

6511

TILT CYLINDER  
CYLINDRE D'INCLINAISON

NEIGEZYLLINDER  
CILINDRO DE INCLINACION

[INNER PARTS]



6511-348

6511-348\_

6511		TILT CYLINDER CYLINDRE D'INCLINAISON		NEIGEZYLLINDER CILINDRO DE INCLINACION	
PART NAME CODE	PART NAME	QTY	PART NAME CODE	PART NAME	QTY
6511-01	CYLINDER ASSY, TILT ENS. DE CYLINDRE ZYLINDER, VOLLST. CONJUNTO DEL CILINDRO	2	6511-42	SLEEVE, TILT CYLINDER ROD GUIDE MANCHON HULSE MANGUITO	2
6511-01K	CYLINDER O/H KIT, TILT JEU O/H DE CYLINDRE ZYLINDER-7)BERHOLSATZ JUEGO O/H DEL CILINDRO	2	6511-51	GAGE SUB-ASSY, TILT SOUS-ENS. DE JAUGE MESSGERATE-TEILGRUPPE SUBCONJUNTO DE MEDIDOR	1
6511-20	CYLINDER SUB-ASSY, TILT SOUS-ENS. DE CYLINDRE ZYLINDER-TEILGRUPPE SUBCONJUNTO DEL CILINDRO	2	6511-AB	SEAL, DUST JOINT ABDICHTUNG SELLO	2
6511-20A	BUSHING, PIN, CYLINDER BAGUE BUCHSE BUJE	2	6511-AC	RING, BACK UP ANNEAU RING ANILLO	2
6511-21	ROD SUB-ASSY, TILT CYLINDER PISTON SOUS-ENS. DE BIELLE STANGEN-TEILGRUPPE SUBCONJUNTO DE LA VARILLA	2	6511-AD	RING, O ANNEAU RING ANILLO	2
6511-21B	NUT, CASTLE ECROU MUTTER TUERCA	2	6511-AE	RING, BACK UP ANNEAU RING ANILLO	2
6511-30	GUIDE SUB-ASSY, TILT CYLINDER ROD SOUS-ENS. DE GUIDE FUHRUNGS-TEILGRUPPE SUBCONJUNTO DE GUIA	2	6511-AF	PACKING, U CALE DICHTUNG EMPAQUETADURA	2
6511-31	PIN SUB-ASSY, TILT CYLINDER, FR SOUS-ENS. DE GOUPILLE STIFT-TEILGRUPPE SUBCONJUNTO DE PASADOR	2	6511-AJ	PACKING, U CALE DICHTUNG EMPAQUETADURA	2
6511-32	PIN SUB-ASSY, TILT CYLINDER, RR SOUS-ENS. DE GOUPILLE STIFT-TEILGRUPPE SUBCONJUNTO DE PASADOR	2	6511-AM	RING, O ANNEAU RING ANILLO	2
6511-40	PISTON, TILT CYLINDER PISTON KOLBEN PISTON	2	6511-AN	COLLAR COLLIER BUCHSE COLLAR	2

6511		TILT CYLINDER CYLINDRE D'INCLINAISON		NEIGEZYLLINDER CILINDRO DE INCLINACION	
PART NAME CODE	PART NAME	QTY	PART NAME CODE	PART NAME	QTY
6511-AP	SLEEVE, CYLINDER PISTON MANCHON HULSE MANGUITO	4	6511-CT	PLATE PLAQUE PLATTE PLACA	2
6511-AR	BOLT BOULON SCHRAUBE PERNO	2	6511-DH	RING, O ANNEAU RING ANILLO	4
6511-AU	BAR, TILT GAGE BAR STAB BARRA	1	6511-DK	CLAMP PINSE KLEMME ABRAZADERA	2
6511-BB	FITTING, GREASE RACCORD ANSCHLUSSTUCK ACOPLADOR	2	6511-EA	BAND BANDE BAND BANDA	2
6511-BK	WASHER, PLATE RODELLE UNTERLEGSSCHEIBE ARANDELA	1	6511-ED	BOLT BOULON SCHRAUBE PERNO	1
6511-BT	BOLT BOULON SCHRAUBE PERNO	2			
6511-BU	WASHER RODELLE UNTERLEGSSCHEIBE ARANDELA	2			
6511-BZ	SPACER ENTRETOISE DISTANZSTUCK SEPARADOR	2			
6511-CI	BOOT, CYLINDER COFFRE MANSCHETTE FORRO	2			
6511-CL	BOLT BOULON SCHRAUBE PERNO	1-2			

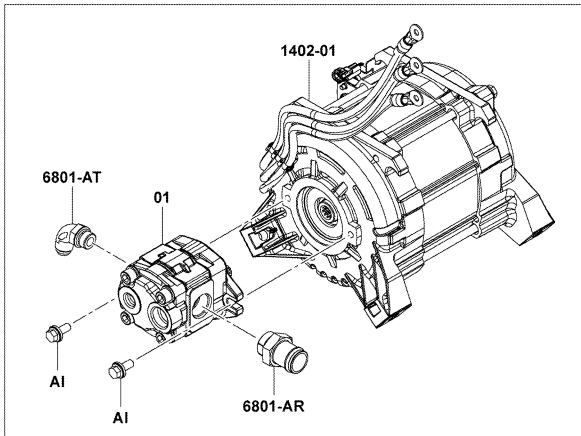
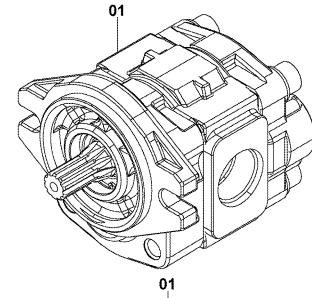
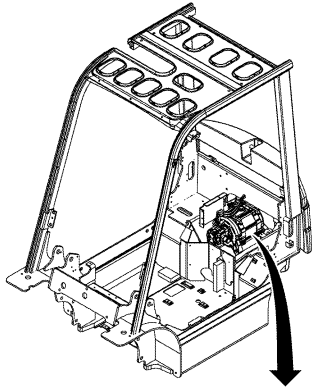
**6701**

**OIL PUMP  
POMPE A HUILE**

**3 LPUMPE  
BOCBA DE ACEITE**

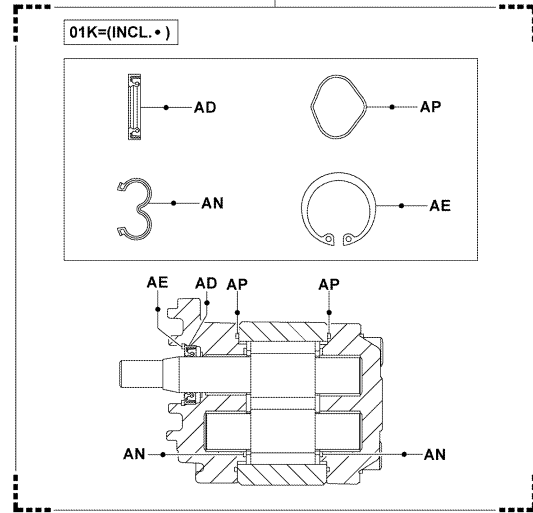
[ASSY & MOUNT]

[INNER PARTS]



6701-269

6701-269



6701-270

6701-270

**6701**

**OIL PUMP  
POMPE A HUILE**

**3 LPUMPE  
BOCBA DE ACEITE**

PART NAME CODE	PART NAME	QTY	PART NAME CODE	PART NAME	QTY
6701-01	PUMP ASSY, OIL ENS. DE POMPE PUMPENAGGREGAT CONJUNTO DE LA BOMBA	1			
6701-01K	PUMP O/H KIT, OIL JEU O/H DE POMPE PUMPEN-7 BERHOLSATZ JUEGO O/H DE LA BOMBA	1			
6701-AD	SEAL, OIL JOINT ABDICHTUNG SELLO	1			
6701-AE	RING, SNAP ANNEAU RING ANILLO	1			
6701-AI	BOLT BOULON SCHRAUBE PERNO	2			
6701-AN	GASKET JOINT DICHTUNG EMPAQUETADURA	2			
6701-AP	GASKET JOINT DICHTUNG EMPAQUETADURA	2			

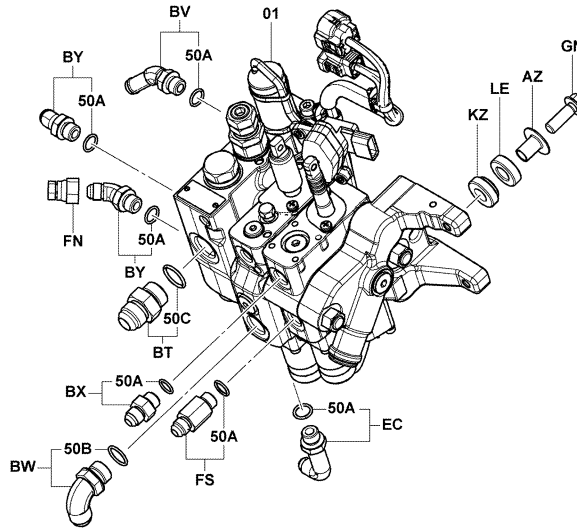


6705

OIL CONTROL VALVE  
SOUPAPE DE COMMANDE D'HUILE

STEUERVENTIL  
CALVULA DE CONTROL DE ACEITE

[MOUNT & FITTING]



6705-J04A

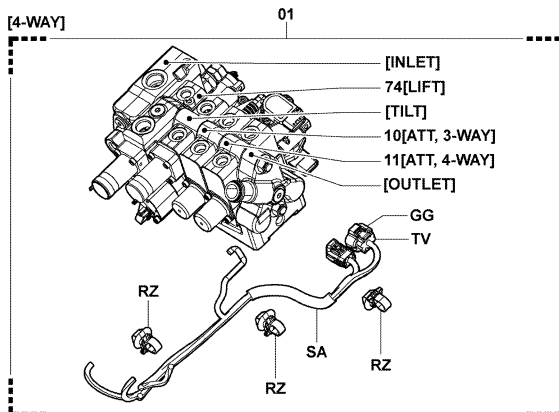
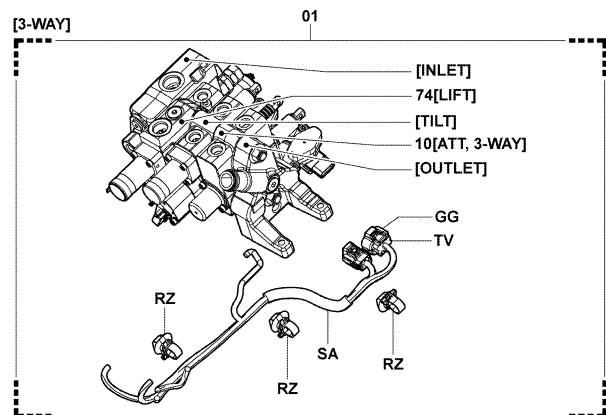
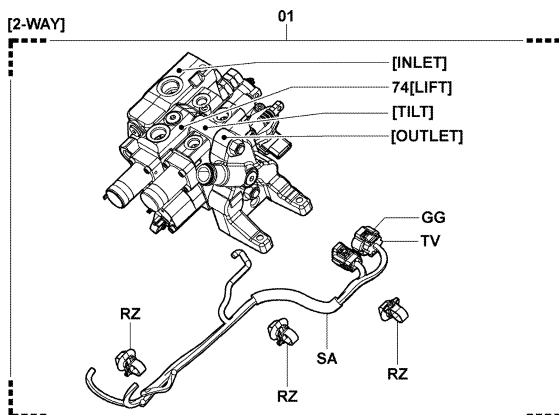
6705-J04A

6705

OIL CONTROL VALVE  
SOUPAPE DE COMMANDE D'HUILE

STEUERVENTIL  
CALVULA DE CONTROL DE ACEITE

[ASSY]



6705-J13A

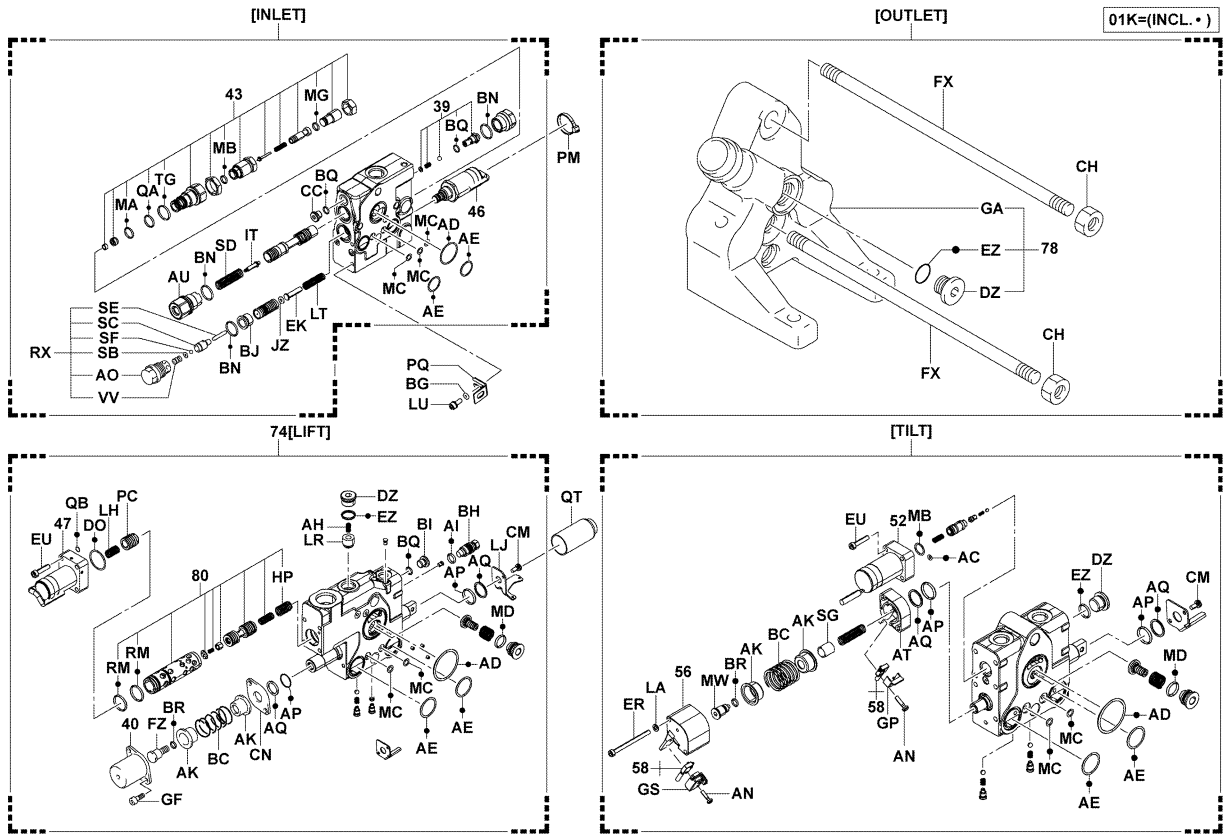
6705-J13A

6705

OIL CONTROL VALVE  
SOUPAPE DE COMMANDE D'HUILE

STEUERVENTIL  
CALVULA DE CONTROL DE ACEITE

[INLET & OUTLET & LIFT & TILT]



6705-J15A

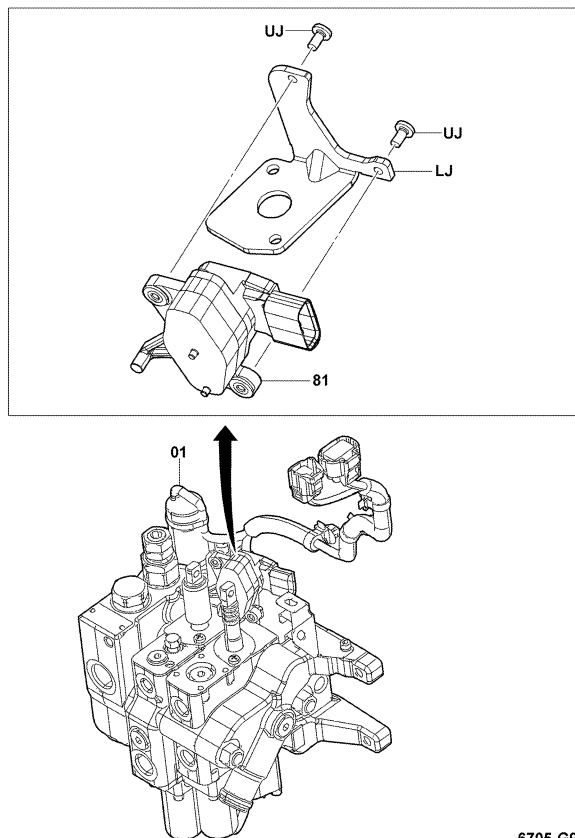
6705-J15A

6705

OIL CONTROL VALVE  
SOUPAPE DE COMMANDE D'HUILE

STEUERVENTIL  
CALVULA DE CONTROL DE ACEITE

[SENSOR & BRACKET]



6705-G91

6705-G91\_

6705		OIL CONTROL VALVE SOUPAPE DE COMMANDE D'HUILE		STEUERVENTIL CALVULA DE CONTROL DE ACEITE	
PART NAME CODE	PART NAME	QTY	PART NAME CODE	PART NAME	QTY
6705-01	VALVE ASSY, OIL CONTROL ENS. DE SOUPAPE VENTIL, VOLLST. CONJUNTO DE VALVULA	1	6705-52	VALVE ASSY, SOLENOID ENS. DE SOUPAPE VENTIL, VOLLST. CONJUNTO DE VALVULA	1
6705-01K	VALVE O/H KIT, OIL CONTROL JEU O/H DE SOUPAPE VENTIL-UBERHOLSATZ JUEGO O/H DE VALVULA	1	6705-56	COVER, SPRING COUVERCLE DECKEL CUBIERTA	1
6705-39	VALVE ASSY, CHECK ENS. DE SOUPAPE VENTIL, VOLLST. CONJUNTO DE VALVULA	1	6705-58	SWITCH, TILT INTERRUPTEUR SCHALTER INTERRUPTOR	1
6705-40	COVER, SPRING COUVERCLE DECKEL CUBIERTA	1	6705-74	HOUSING ASSY, LIFT ENS. DE BOITIER GEH. USE, VOLLST. CONJUNTO DE FUNDA	1
6705-43	VALVE ASSY, PILOT RELIEF ENS. DE SOUPAPE VENTIL, VOLLST. CONJUNTO DE VALVULA	1	6705-78	OUTLET ASSY JOINT ABDICHTUNG SELLO	1
6705-46	VALVE ASSY, SOLENOID ENS. DE SOUPAPE VENTIL, VOLLST. CONJUNTO DE VALVULA	1	6705-80	REGULATOR SUB-ASSY, FLOW SOUS-ENS. DE POIGNEE HEBEL-TEILGRUPPE SUBCONJUNTO DEL VOLANTE DE DIRECCION	1
6705-47	VALVE ASSY, SOLENOID ENS. DE SOUPAPE VENTIL, VOLLST. CONJUNTO DE VALVULA	1	6705-81	SENSOR ASSY, OIL CONTROL VALVE ENS. DE DETECTEUR SENSOR, VOLLST. CONJUNTO DEL SENSOR	1
6705-50A	RING, O, NO.1 (FOR VALVE FITTING) ANNEAU RING ANILLO	6	6705-AC	RING, O ANNEAU RING ANILLO	2
6705-50B	RING, O, NO.2 (FOR VALVE FITTING) ANNEAU RING ANILLO	1	6705-AD	RING, O ANNEAU RING ANILLO	1
6705-50C	RING, O, NO.3 (FOR VALVE FITTING) ANNEAU RING ANILLO	1	6705-AE	RING, O ANNEAU RING ANILLO	2

6705		OIL CONTROL VALVE SOUPAPE DE COMMANDE D'HUILE		STEUERVENTIL CALVULA DE CONTROL DE ACEITE	
PART NAME CODE	PART NAME	QTY	PART NAME CODE	PART NAME	QTY
6705-AH	SPRING, COMPRESSION RESSORT FEDER RESORTE	1	6705-BC	SPRING, COMPRESSION RESSORT FEDER RESORTE	1
6705-AI	RING, O ANNEAU RING ANILLO	1	6705-BG	WASHER RODELLE UNTERLEGSSCHEIBE ARANDELA	2
6705-AK	HOLDER, SPRING SUPPORT DUSENSTOCR SOPORTE PORTADOR	2	6705-BH	PLUG BOUCHON STOPFEN TAPON	1
6705-AN	SCREW VIS SCHRAUBE TORNILLO	2	6705-BI	PLUG BOUCHON STOPFEN TAPON	1
6705-AO	PLUG BOUCHON STOPFEN TAPON	1	6705-BJ	SEAT, VALVE SIEGE SITZ ASIENTO	1
6705-AP	RING, O ANNEAU RING ANILLO	2	6705-BN	RING, O ANNEAU RING ANILLO	3
6705-AQ	RING, BACK UP ANNEAU RING ANILLO	2	6705-BQ	RING, O ANNEAU RING ANILLO	1
6705-AT	STOPPER BUTEE ANSCHLAG TOPE	1	6705-BR	RING, O ANNEAU RING ANILLO	1
6705-AU	STOPPER BUTEE ANSCHLAG TOPE	1	6705-BT	FITTING RACCORD ANSCHLUSSTUCK ACOPLADOR	1
6705-AZ	COLLAR COLLIER BUCHSE COLLAR	4	6705-BV	FITTING RACCORD ANSCHLUSSTUCK ACOPLADOR	1

6705		OIL CONTROL VALVE SOUPAPE DE COMMANDE D'HUILE		STEUERVENTIL CALVULA DE CONTROL DE ACEITE	
PART NAME CODE	PART NAME	QTY	PART NAME CODE	PART NAME	QTY
6705-BW	FITTING RACCORD ANSCHLUSSTUCK ACOPLADOR	1	6705-EK	GUIDE GUIDE FUHRUNG GUIA	1
6705-BX	FITTING RACCORD ANSCHLUSSTUCK ACOPLADOR	1	6705-ER	BOLT BOULON SCHRAUBE PERNO	2
6705-BY	FITTING RACCORD ANSCHLUSSTUCK ACOPLADOR	2	6705-EU	BOLT BOULON SCHRAUBE PERNO	4
6705-CC	PLUG BOUCHON STOPFEN TAPON	1	6705-EZ	RING, O ANNEAU RING ANILLO	1
6705-CH	NUT ECROU MUTTER TUERCA	2	6705-FN	FITTING RACCORD ANSCHLUSSTUCK ACOPLADOR	1
6705-CM	SCREW VIS SCHRAUBE TORNILLO	2	6705-FS	FITTING RACCORD ANSCHLUSSTUCK ACOPLADOR	1
6705-CN	HOLDER, SEAL SUPPORT DUSENSTOCR SOPORTE PORTADOR	1	6705-FX	BOLT, STUD BOULON SCHRAUBE PERNO	2
6705-DO	RING, O ANNEAU RING ANILLO	1	6705-FZ	END, SPOOL EXTREMITE ENDE EXTREMO	1
6705-DZ	PLUG BOUCHON STOPFEN TAPON	1	6705-GA	HOUSING, OUTLET BOITIER GEHAUSE FUNDA	1
6705-EC	FITTING RACCORD ANSCHLUSSTUCK ACOPLADOR	1	6705-GF	BOLT BOULON SCHRAUBE PERNO	2

6705		OIL CONTROL VALVE SOUPAPE DE COMMANDE D'HUILE		STEUERVENTIL CALVULA DE CONTROL DE ACEITE	
PART NAME CODE	PART NAME	QTY	PART NAME CODE	PART NAME	QTY
6705-GG	CONNECTOR CONNECTEUR STECKVERBINDER CONECTOR	1	6705-LH	SPRING, COMPRESSION RESSORT FEDER RESORTE	1
6705-GN	BOLT BOULON SCHRAUBE PERNO	4	6705-LJ	BRACKET SUPPORT TRAGER SOPORTE	1
6705-GP	COVER COUVERCLE DECKEL CUBIERTA	1	6705-LR	PLUNGER PLONGEUR PLUNGER EMBOLO	1
6705-GS	COVER COUVERCLE DECKEL CUBIERTA	1	6705-LT	SPRING, COMPRESSION RESSORT FEDER RESORTE	1
6705-HP	SPRING RESSORT FEDER RESORTE	1	6705-LU	BOLT BOULON SCHRAUBE PERNO	2
6705-IT	HOLDER, SPRING SUPPORT DUSENSTOCR SOPORTE PORTADOR	1	6705-MA	RING, O ANNEAU RING ANILLO	1
6705-JZ	SHIM CALE AUSGLEICHSCEIBE CALCE	1	6705-MB	RING, O ANNEAU RING ANILLO	1
6705-KZ	RUBBER, CUSHION CAOUTCHOUC GUMMI GOMA	4	6705-MC	RING, O ANNEAU RING ANILLO	2-3
6705-LA	WASHER, SPRING RODELLE UNTERLEGSCEIBE ARANDELA	2	6705-MD	RING, O ANNEAU RING ANILLO	1
6705-LE	RUBBER, CUSHION CAOUTCHOUC GUMMI GOMA	4	6705-MG	RING, O ANNEAU RING ANILLO	1

6705		OIL CONTROL VALVE SOUPAPE DE COMMANDE D'HUILE		STEUERVENTIL CALVULA DE CONTROL DE ACEITE	
PART NAME CODE	PART NAME	QTY	PART NAME CODE	PART NAME	QTY
6705-MW	END, SPOOL EXTREMITE ENDE EXTREMO	1	6705-SA	TUBE TUBE ROHR TUBO	1
6705-PC	PLUNGER PLONGEUR PLUNGER EMBOLO	1	6705-SB	WASHER RODELLE UNTERLEGSSCHEIBE ARANDELA	1
6705-PM	BAND BANDE BAND BANDA	1	6705-SC	PISTON PISTON KOLBEN PISTON	1
6705-PQ	BRACKET SUPPORT TRAGER SOPORTE	2	6705-SD	SPRING, COMPRESSION RESSORT FEDER RESORTE	1
6705-QA	RING, O ANNEAU RING ANILLO	1	6705-SE	ROLLER GALET ROLLE RODILLO	1
6705-QB	RING, O ANNEAU RING ANILLO	1	6705-SF	BALL BILLE KUGEL BOLA	1
6705-QT	BOOT COFFRE MANSCHETTE FORRO	1	6705-SG	COLLAR COLLIER BUCHSE COLLAR	1
6705-RM	RING, O ANNEAU RING ANILLO	2	6705-TG	RING, O ANNEAU RING ANILLO	1
6705-RX	DAMPER SUB-ASSY SOUS-ENS. D'AMORTISSEUR DAMPFER-TEILGRUPPE SUBCONJUNTO DEL AMORTIGUADOR	1	6705-TV	RUBBER CAOUTCHOUC GUMMI GOMA	2
6705-RZ	CLAMP PINSE KLEMME ABRAZADERA	3	6705-UJ	SCREW VIS SCHRAUBE TORNILLO	2

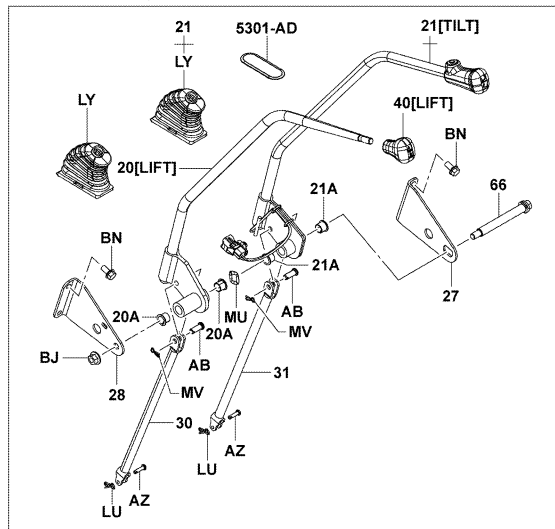
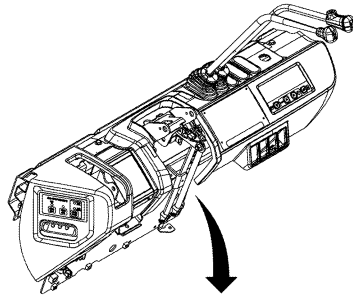
6705		OIL CONTROL VALVE SOUPAPE DE COMMANDE D'HUILE		STEUERVENTIL CALVULA DE CONTROL DE ACEITE	
PART NAME CODE	PART NAME	QTY	PART NAME CODE	PART NAME	QTY
6705-VV	SPRING, COMPRESSION RESSORT FEDER RESORTE	1			

6709

OIL CONTROL VALVE LINK  
TRINGLE DE SOUPAPE DE COMMANDE D'HUILE

STEUERVENTIL-HEBEL  
ARTICULACION VALVULA DE CONTROL DE ACEITE

(EXPORT SPEC..SAS) [2-WAY LEVER]



6709-564A

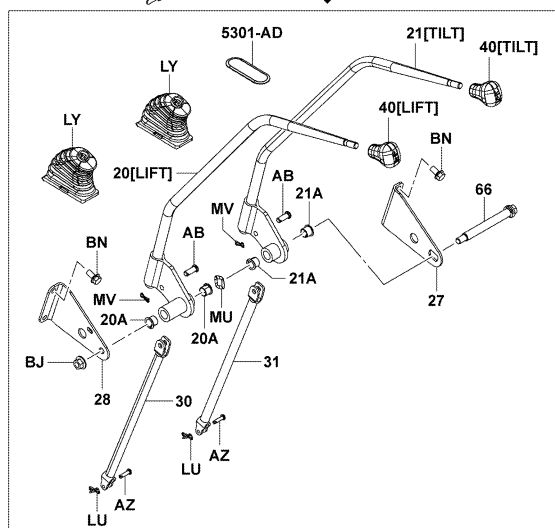
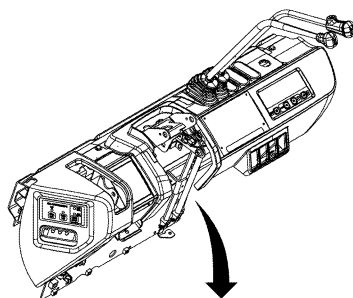
6709-564A

6709

OIL CONTROL VALVE LINK  
TRINGLE DE SOUPAPE DE COMMANDE D'HUILE

STEUERVENTIL-HEBEL  
ARTICULACION VALVULA DE CONTROL DE ACEITE

[2-WAY LEVER]



6709-565

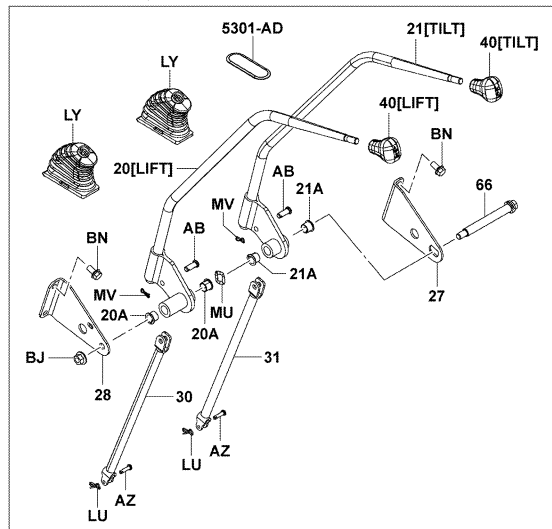
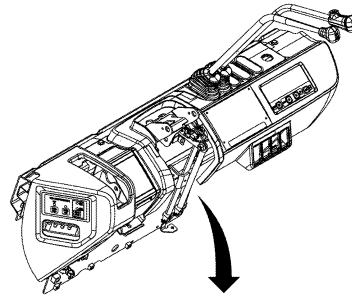
6709-565\_

6709

OIL CONTROL VALVE LINK  
TRINGLE DE SOUPAPE DE COMMANDE D'HUILE

STEUERVENTIL-HEBEL  
ARTICULACION VALVULA DE CONTROL DE ACEITE

(EXPORT SPEC..SAS) [DEL, 2-WAY LEVER]



6709-565

6709-565\_

6709

OIL CONTROL VALVE LINK  
TRINGLE DE SOUPAPE DE COMMANDE D'HUILE

STEUERVENTIL-HEBEL  
ARTICULACION VALVULA DE CONTROL DE ACEITE

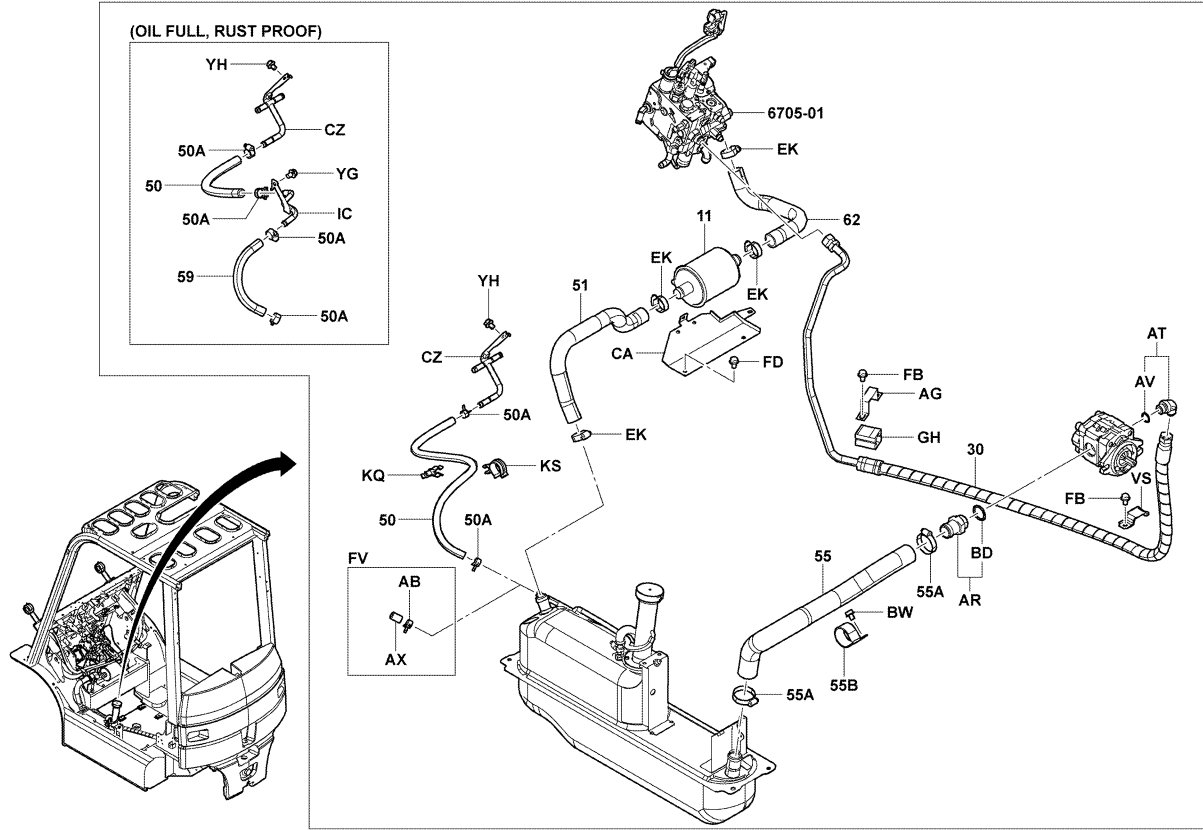
PART NAME CODE	PART NAME	QTY	PART NAME CODE	PART NAME	QTY
6709-20	LEVER SUB-ASSY, CONTROL VALVE, NO.1 SOUS-ENS. DE LEVIER HEBEL-TEILGRUPPE SUBCONJUNTO DE LA PALANCA	1	6709-AB	PIN GOUPILLE STIFT PASADOR	1
6709-20A	BUSHING BAGUE BUCHSE BUJE	2	6709-AZ	PIN GOUPILLE STIFT PASADOR	1
6709-21	LEVER SUB-ASSY, CONTROL VALVE, NO.2 SOUS-ENS. DE LEVIER HEBEL-TEILGRUPPE SUBCONJUNTO DE LA PALANCA	1	6709-BJ	NUT ECROU MUTTER TUERCA	1
6709-21A	BUSHING BAGUE BUCHSE BUJE	2	6709-BN	BOLT BOULON SCHRAUBE PERNO	4
6709-27	BRACKET SUB-ASSY, VALVE LEVER, RH SOUS-ENS. DE SUPPORT TRAGER-TEILGRUPPE SUBCONJUNTO DE LA SOPORTE	1	6709-LU	CLIP AGRAFE CLIP FIJADOR	1
6709-28	BRACKET SUB-ASSY, VALVE LEVER, LH SOUS-ENS. DE SUPPORT TRAGER-TEILGRUPPE SUBCONJUNTO DE LA SOPORTE	1	6709-LY	BOOT, LEVER COFFRE MANSCHETTE FORRO	1
6709-30	ROD SUB-ASSY, CONTROL VALVE LEVER, NO.1 SOUS-ENS. DE BIELLE STANGEN-TEILGRUPPE SUBCONJUNTO DE LA VARILLA	1	6709-MU	WASHER, WAVE RODELLE UNTERLEGSSCHEIBE ARANDELA	1
6709-31	ROD SUB-ASSY, CONTROL VALVE LEVER, NO.2 SOUS-ENS. DE BIELLE STANGEN-TEILGRUPPE SUBCONJUNTO DE LA VARILLA	1	6709-MV	CLIP AGRAFE CLIP FIJADOR	1
6709-40	KNOB, OIL CONTROL VALVE LEVER BOULE KNOPF MANDO	1			
6709-66	BOLT, VALVE LEVER BOULON SCHRAUBE PERNO	1			

6801

BODY PIPING  
TUYAUTERIE DE CARROSSERIE

KAROSSERIE, LEITUNGEN  
TUBOS DE CARROCERIA

10,14,15,18 [1/2, BODY PIPING]



6801-955

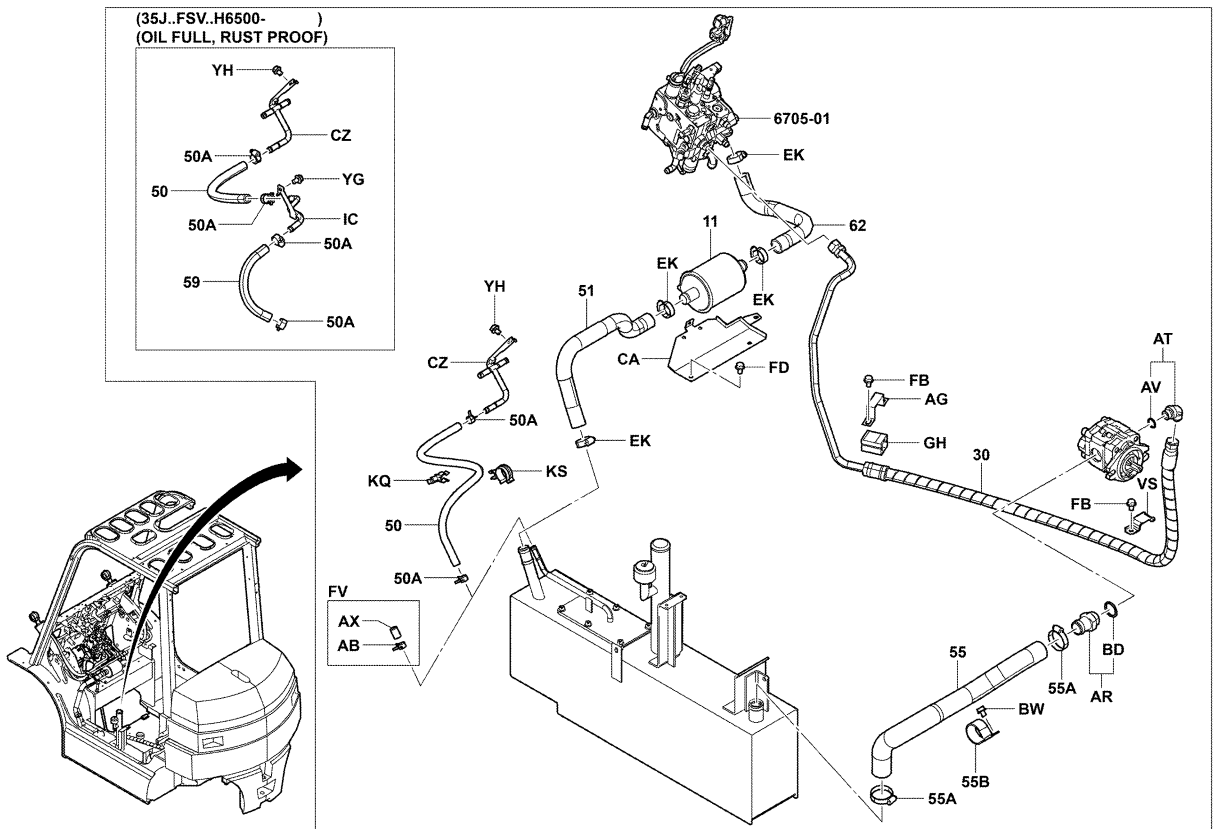
6801-955\_

6801

BODY PIPING  
TUYAUTERIE DE CARROSSERIE

KAROSSERIE, LEITUNGEN  
TUBOS DE CARROCERIA

30,J35 [1/2, BODY PIPING]



6801-958A

6801-958A

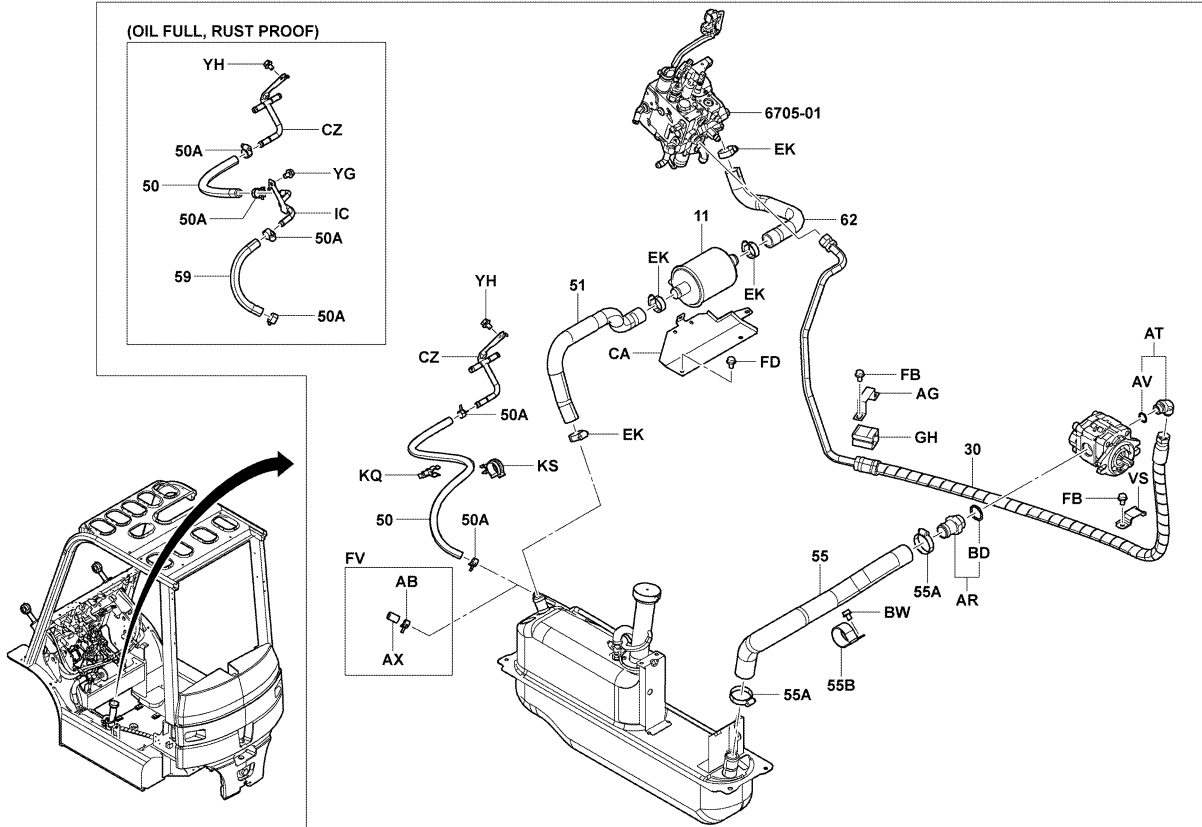


6801

BODY PIPING  
TUYAUTERIE DE CARROSSERIE

KAROSSERIE, LEITUNGEN  
TUBOS DE CARROCERIA

HBT,STM..20,25 [1/2, BODY PIPING]



6801-955

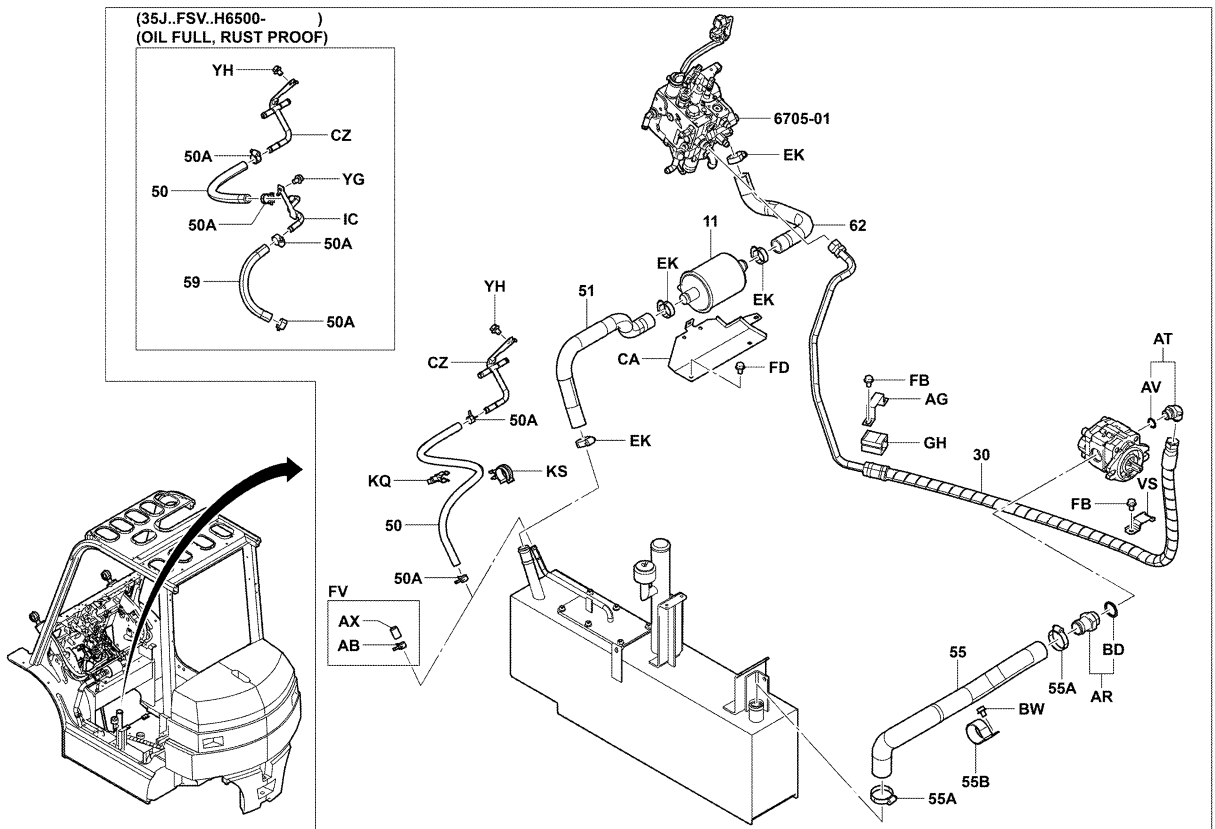
6801-955\_

6801

BODY PIPING  
TUYAUTERIE DE CARROSSERIE

KAROSSERIE, LEITUNGEN  
TUBOS DE CARROCERIA

HCB..20,25 [1/2, BODY PIPING]



6801-958A

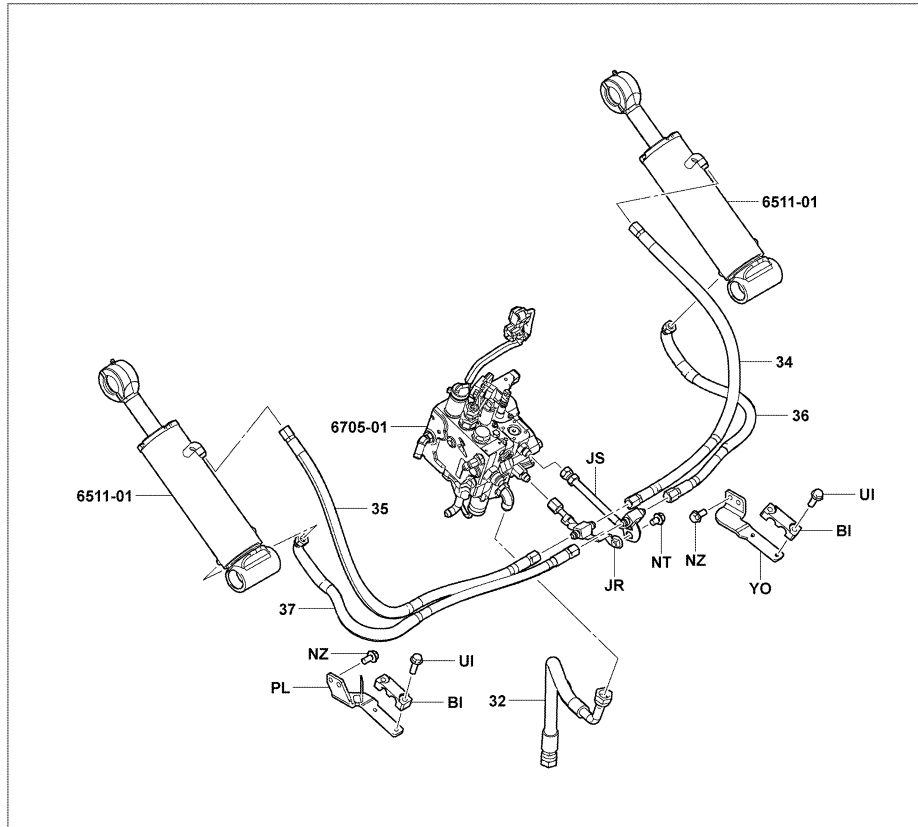
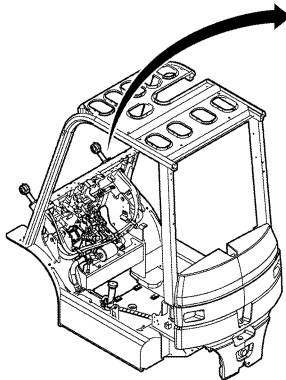
6801-958A

6801

BODY PIPING  
TUYAUTERIE DE CARROSSERIE

KAROSSERIE, LEITUNGEN  
TUBOS DE CARROCERIA

10,14,15,18 [2/2, BODY PIPING]



6801-956

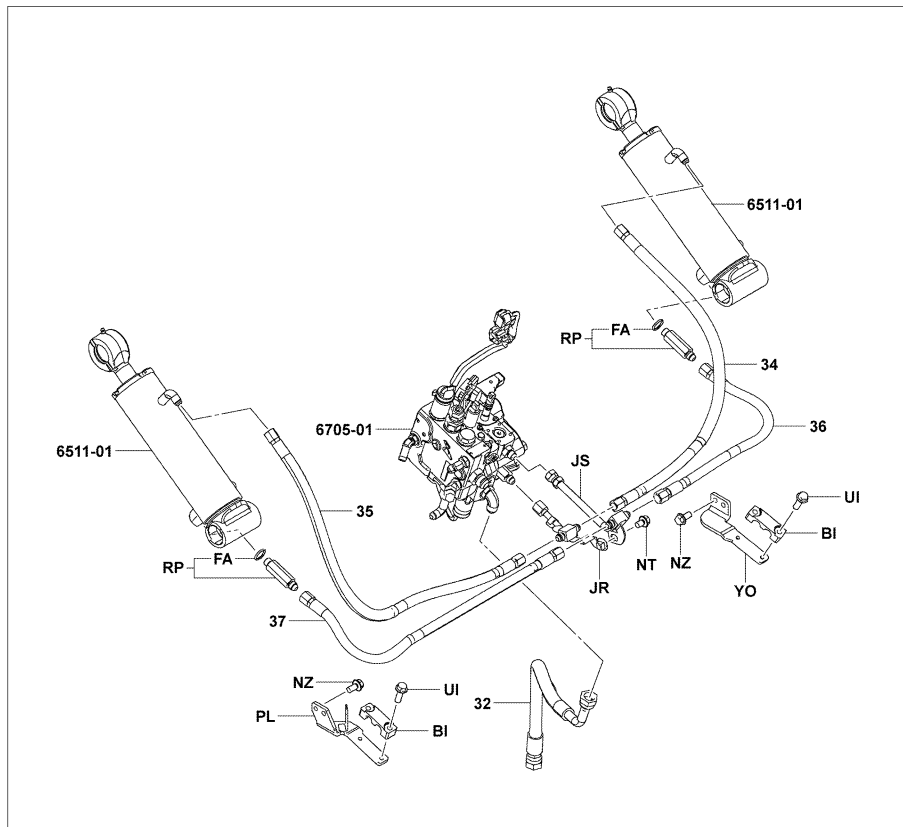
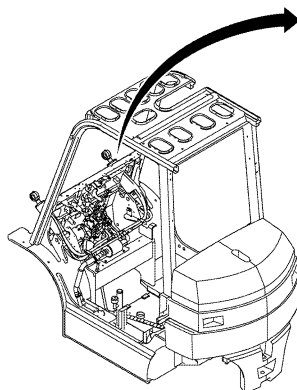
6801-956\_

6801

BODY PIPING  
TUYAUTERIE DE CARROSSERIE

KAROSSERIE, LEITUNGEN  
TUBOS DE CARROCERIA

30,J35 [2/2, BODY PIPING]



6801-959A

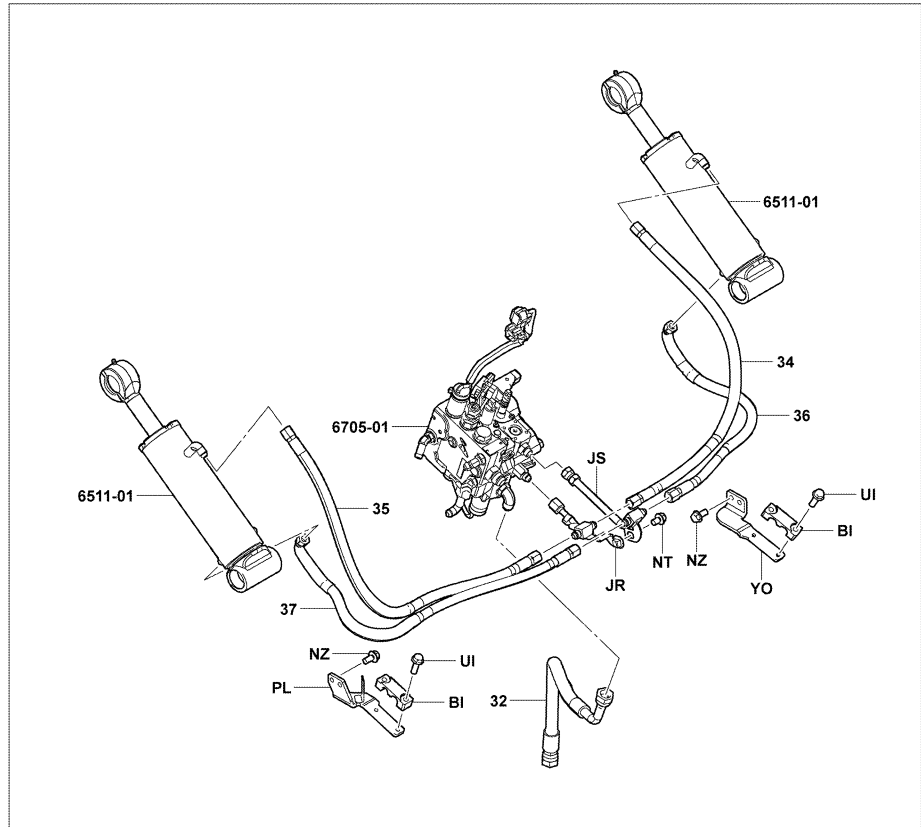
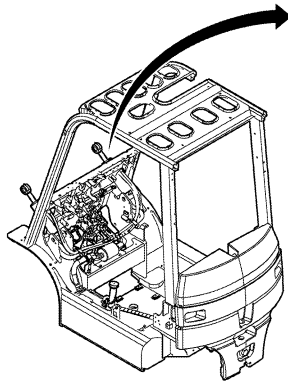
6801-959A

6801

BODY PIPING  
TUYAUTERIE DE CARROSSERIE

KAROSSERIE, LEITUNGEN  
TUBOS DE CARROCERIA

HBT,STM..20,25 [2/2, BODY PIPING]



6801-956

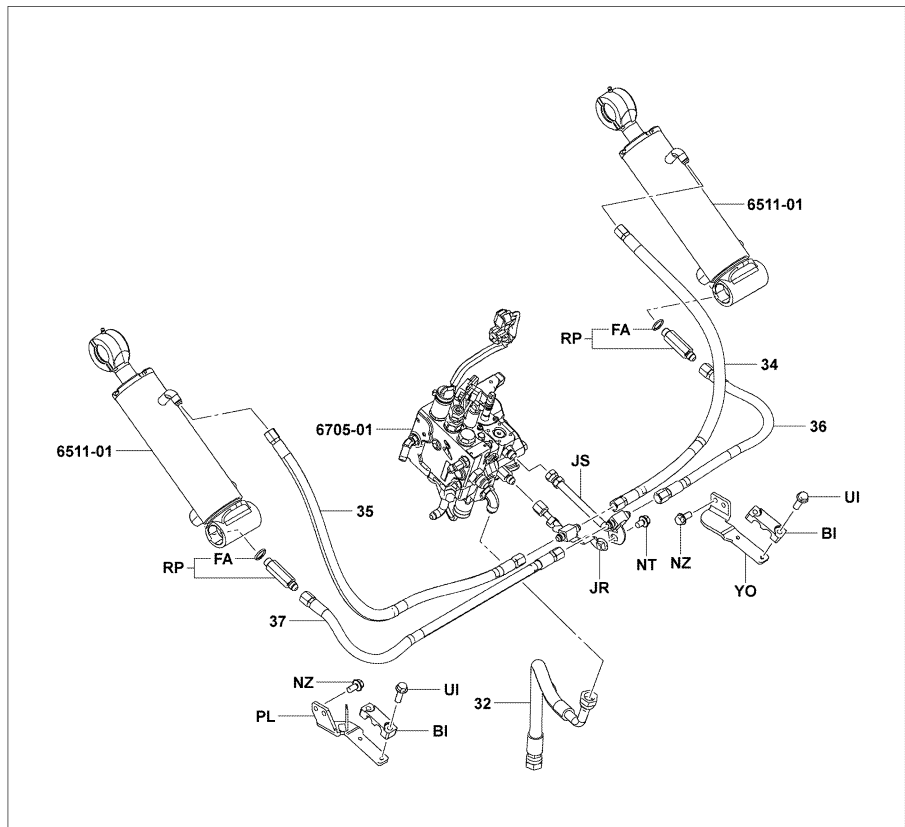
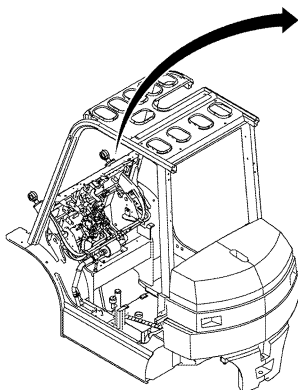
6801-956\_

6801

BODY PIPING  
TUYAUTERIE DE CARROSSERIE

KAROSSERIE, LEITUNGEN  
TUBOS DE CARROCERIA

HCB..20,25 [2/2, BODY PIPING]



6801-959A

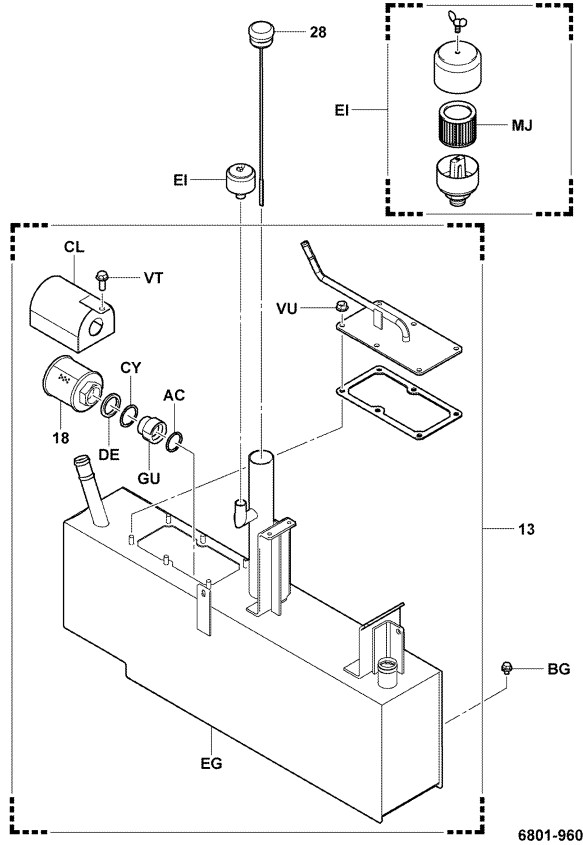
6801-959A

6801

BODY PIPING  
TUYAUTERIE DE CARROSSERIE

KAROSSERIE, LEITUNGEN  
TUBOS DE CARROCERIA

30,J35 [OIL TANK]



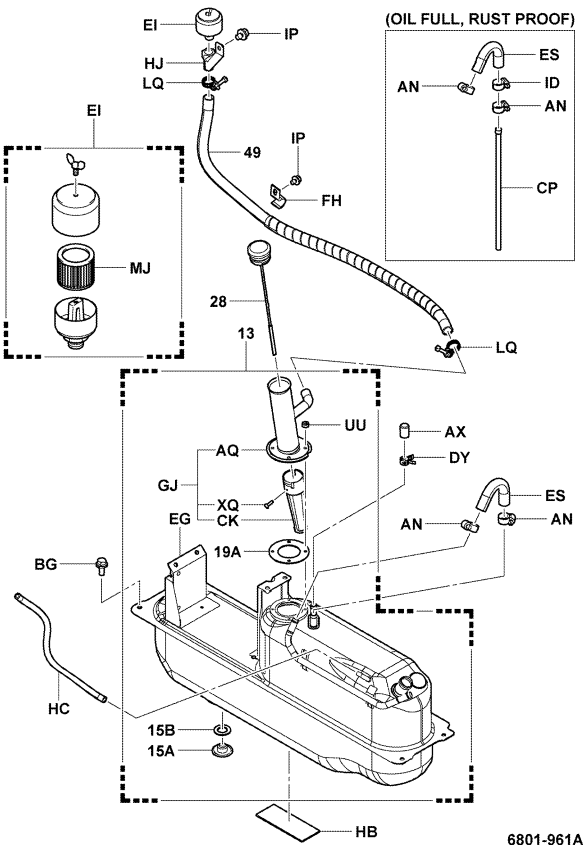
6801-960\_

6801

BODY PIPING  
TUYAUTERIE DE CARROSSERIE

KAROSSERIE, LEITUNGEN  
TUBOS DE CARROCERIA

FSV,FV..10,14,15,18 [OIL TANK]



6801-961A

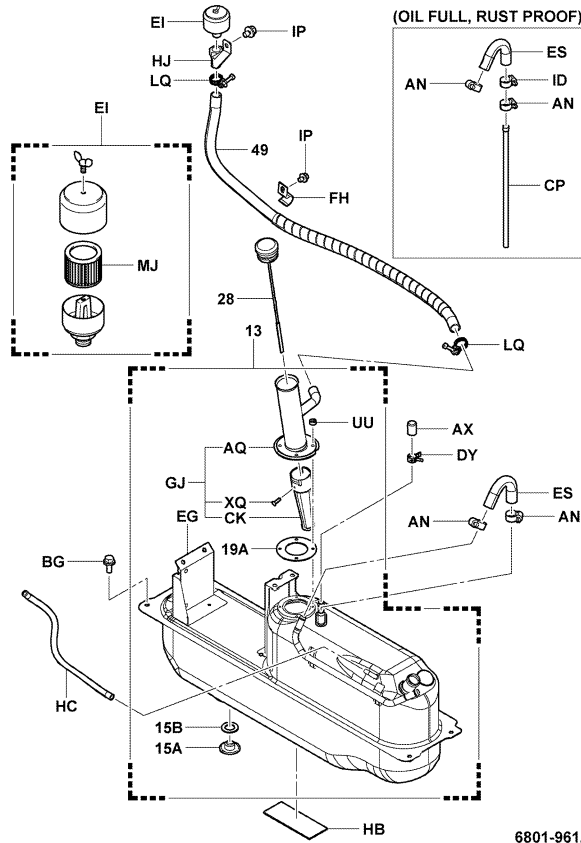
6801-961A

6801

BODY PIPING  
TUYAUTERIE DE CARROSSERIE

KAROSSERIE, LEITUNGEN  
TUBOS DE CARROCERIA

FSV,FV..HBT,STM..20,25 [OIL TANK]



6801-961A

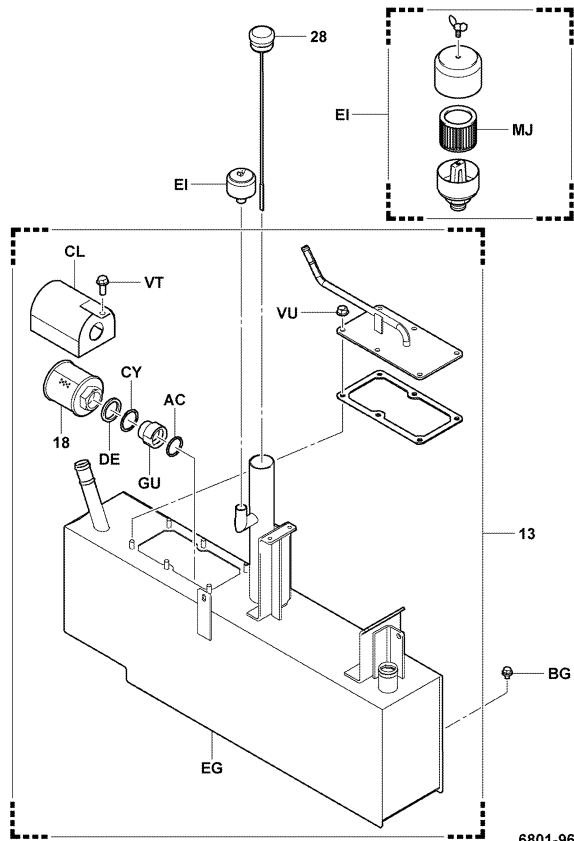
6801-961A

6801

BODY PIPING  
TUYAUTERIE DE CARROSSERIE

KAROSSERIE, LEITUNGEN  
TUBOS DE CARROCERIA

HCB..20,25 [OIL TANK]



6801-960

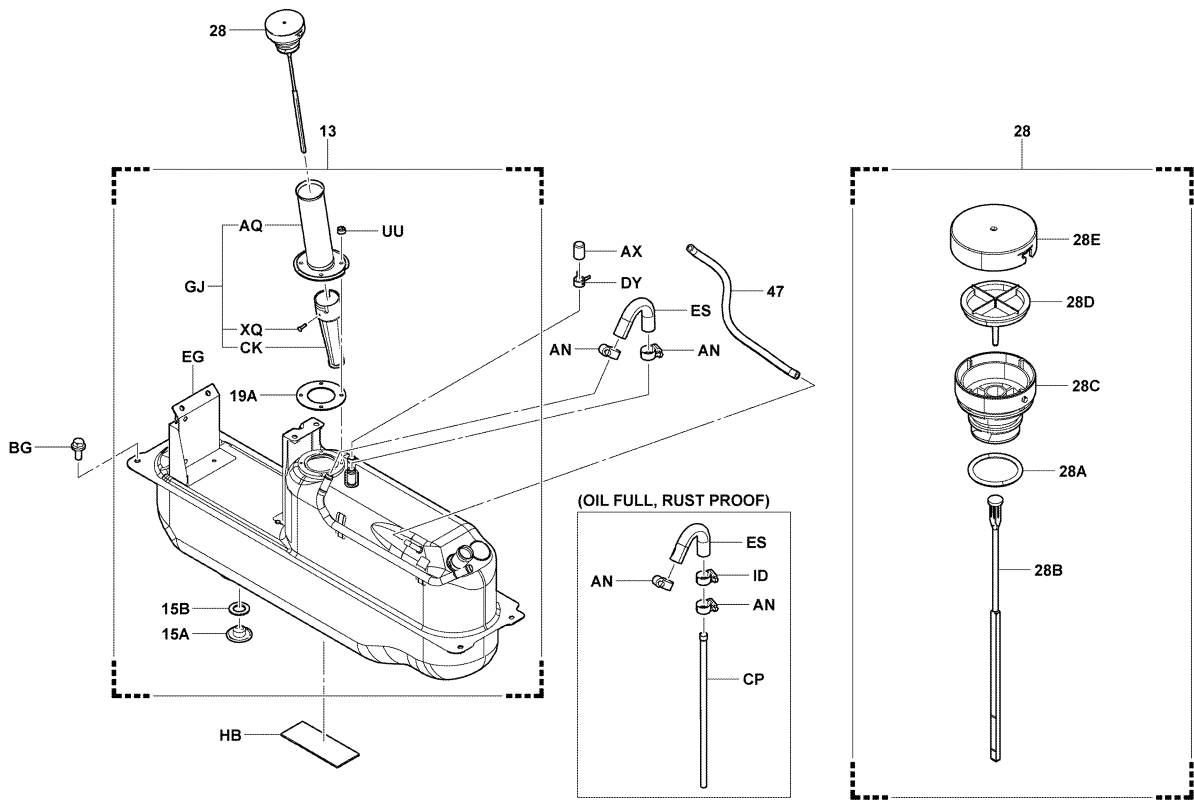
6801-960\_

6801

BODY PIPING  
TUYAUTERIE DE CARROSSERIE

KAROSSERIE, LEITUNGEN  
TUBOS DE CARROCERIA

V..10,14,15,18 [OIL TANK]



6801-957A

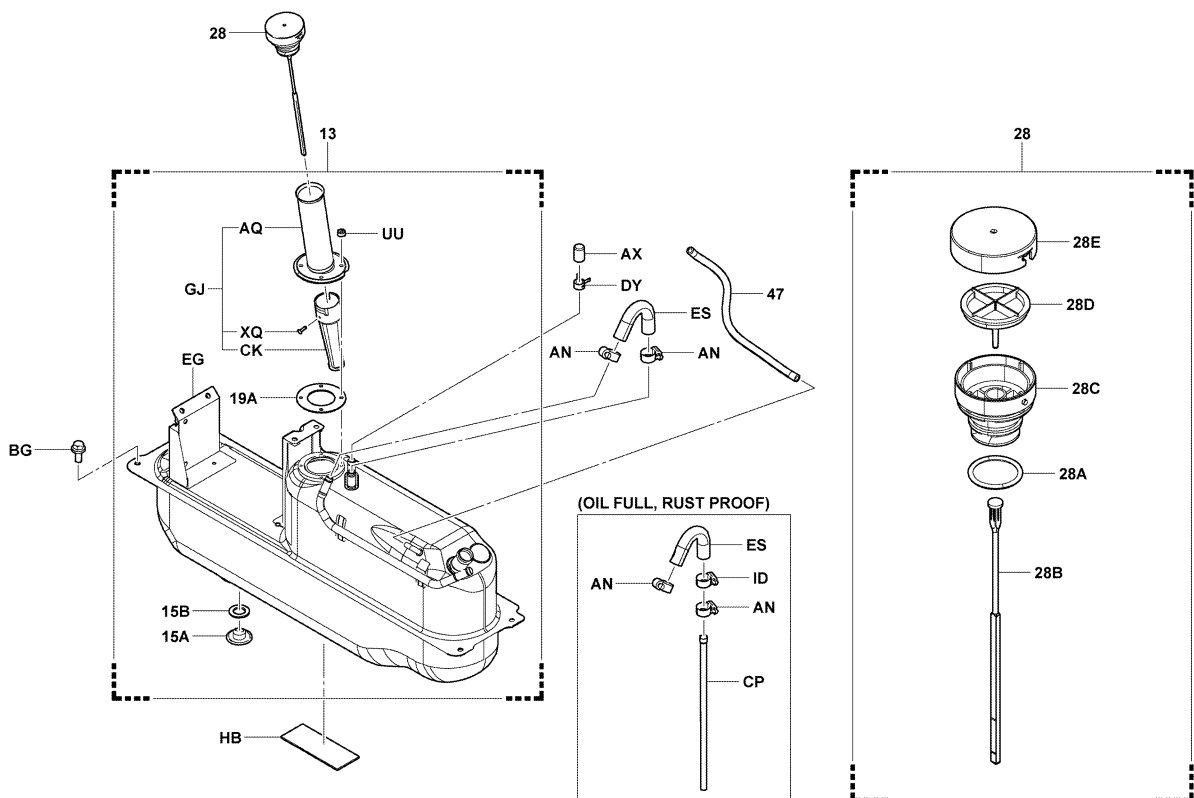
6801-957A

6801

BODY PIPING  
TUYAUTERIE DE CARROSSERIE

KAROSSERIE, LEITUNGEN  
TUBOS DE CARROCERIA

V..HBT,STM..20,25 [OIL TANK]



6801-957A

6801-957A

6801		BODY PIPING TUYAUTERIE DE CARROSSERIE	KAROSSERIE, LEITUNGEN TUBOS DE CARROCERIA		
PART NAME CODE	PART NAME	QTY	PART NAME CODE	PART NAME	QTY
6801-11	FILTER ASSY, RETURN ENS. DE FILTRE FILTER, VOLLST. CONJUNTO DEL FILTRO	1	6801-28B	GAGE, OIL LEVEL JAUGE MESSGERAT MEDIDOR	1
6801-13	TANK ASSY, OIL ENS. DE RESERVOIR TANK, VOLLST. CONJUNTO DEL DEPOSITO	1	6801-28C	CAP, OIL LEVEL GAGE CAPUCHON KAPPE TAPA	1
6801-15A	PLUG (FOR OIL TANK DRAIN) ENS. DE SOUPE VENTIL, VOLLST. CONJUNTO DE VALVULA	1	6801-28D	FILTER, OIL LEVEL GAGE FILTRE FILTER FILTRO	1
6801-15B	GASKET, OIL TANK DRAIN PLUG JOINT DICHTUNG EMPAQUETADURA	1	6801-28E	CAP, OIL LEVEL GAGE CAPUCHON KAPPE TAPA	1
6801-18	FILTER SUB-ASSY, SUCTION SOUS-ENS. DE FILTRE FILTER-TEILGRUPPE SUBCONJUNTO DEL FILTRO	1	6801-30	HOSE, HIGH PRESSURE, NO.1 (PUMP TO VALVE) FLEXIBLE SCHLAUCH MANGUERA	1
6801-19	COVER ASSY, OIL TANK ENS. DE COUVERCLE DECKEL, VOLLST. CONJUNTO DE CUBIERTA	1	6801-32	HOSE, HIGH PRESSURE, NO.1 (VALVE TO LIFT) FLEXIBLE SCHLAUCH MANGUERA	1
6801-19A	PACKING SUB-ASSY SOUS-ENS. DE CALE DICHTUNG-UNTERBAUGRUPPE SUBCONJUNTO DE EMPAQUETADURA	1	6801-34	HOSE, HIGH PRESSURE, NO.1 (TILT FRONT) FLEXIBLE SCHLAUCH MANGUERA	1
6801-19B	PACKING, OIL TANK COVER CALE DICHTUNG EMPAQUETADURA	1	6801-35	HOSE, HIGH PRESSURE, NO.1 (TILT REAR) FLEXIBLE SCHLAUCH MANGUERA	1
6801-28	GAGE SUB-ASSY, OIL LEVEL SOUS-ENS. DE JAUGE MESSGERATE-TEILGRUPPE SUBCONJUNTO DE MEDIDOR	1	6801-36	HOSE, HIGH PRESSURE, NO.2 (TILT FRONT) FLEXIBLE SCHLAUCH MANGUERA	1
6801-28A	RING, O (FOR OIL LEVEL GAGE) ANNEAU RING ANILLO	1	6801-37	HOSE, HIGH PRESSURE, NO.2 (TILT REAR) FLEXIBLE SCHLAUCH MANGUERA	1

6801		BODY PIPING TUYAUTERIE DE CARROSSERIE	KAROSSERIE, LEITUNGEN TUBOS DE CARROCERIA		
PART NAME CODE	PART NAME	QTY	PART NAME CODE	PART NAME	QTY
6801-47	HOSE, LOW PRESSURE (TANK TO FILTER) FLEXIBLE SCHLAUCH MANGUERA	1	6801-AB	CLAMP PINSE KLEMME ABRAZADERA	1
6801-49	HOSE, LOW PRESSURE (TANK TO BREATHER) FLEXIBLE SCHLAUCH MANGUERA	1	6801-AC	RING, O ANNEAU RING ANILLO	1
6801-50	HOSE, LOW PRESSURE, NO.1 (LIFT TO TANK) FLEXIBLE SCHLAUCH MANGUERA	1	6801-AG	CLAMP PINSE KLEMME ABRAZADERA	1
6801-50A	CLAMP, LIFT TO TANK NO.1 HOSE PINSE KLEMME ABRAZADERA	2-4	6801-AN	CLAMP, HOSE PINSE KLEMME ABRAZADERA	2
6801-51	HOSE, LOW PRESSURE, NO.1 (VALVE TO TANK) FLEXIBLE SCHLAUCH MANGUERA	1	6801-AQ	PIPE SUB-ASSY SOUS-ENS. DE TUYAU ROHR-TEILGRUPPE SUBCONJUNTO DE TUBO	1
6801-55	HOSE, LOW PRESSURE (TANK TO PUMP) FLEXIBLE SCHLAUCH MANGUERA	1	6801-AR	FITTING RACCORD ANSCHLUSSTUCK ACOPLADOR	1
6801-55A	CLAMP, TANK TO PUMP HOSE PINSE KLEMME ABRAZADERA	2	6801-AT	FITTING RACCORD ANSCHLUSSTUCK ACOPLADOR	1
6801-55B	CLAMP, TANK TO PUMP HOSE PINSE KLEMME ABRAZADERA	1	6801-AV	RING, O ANNEAU RING ANILLO	1
6801-59	HOSE, LOW PRESSURE, NO.2 (LIFT TO TANK) FLEXIBLE SCHLAUCH MANGUERA	1	6801-AX	CAP, OIL TANK OVERFLOW PIPE CAPUCHON KAPPE TAPA	1
6801-62	HOSE, LOW PRESSURE (FILTER TO TANK) FLEXIBLE SCHLAUCH MANGUERA	1	6801-BD	RING, O ANNEAU RING ANILLO	1

6801		BODY PIPING TUYAUTERIE DE CARROSSERIE	KAROSSERIE, LEITUNGEN TUBOS DE CARROCERIA		
PART NAME CODE	PART NAME	QTY	PART NAME CODE	PART NAME	QTY
6801-BG	BOLT BOULON SCHRAUBE PERNO	3-4	6801-DY	CLIP AGRAFE CLIP FIJADOR	1
6801-BI	CLAMP, HOSE PINSE KLEMME ABRAZADERA	2	6801-EG	TANK SUB-ASSY, OIL SOUS-ENS. DE RESERVOIR TANK-TEILGRUPPE SUBCONJUNTO DEL DEPOSITO	1
6801-BW	BOLT BOULON SCHRAUBE PERNO	1	6801-EI	BREATHER ASSY, AIR ENS. DE RENIFLARD WECHSELFILTER, VOLLST. CONJUNTO DEL RESPIRADERO	1
6801-CA	PLATE PLAQUE PLATTE PLACA	1	6801-EK	CLAMP, HOSE PINSE KLEMME ABRAZADERA	4
6801-CK	FILTER, OIL FILTRE FILTER FILTRO	1	6801-ES	HOSE, LOW PRESSURE FLEXIBLE SCHLAUCH MANGUERA	1
6801-CL	COVER, OIL FILTER COUVERCLE DECKEL CUBIERTA	1	6801-FA	RING, O ANNEAU RING ANILLO	2
6801-CP	PIPE SUB-ASSY SOUS-ENS. DE TUYAU ROHR-TEILGRUPPE SUBCONJUNTO DE TUBO	1	6801-FB	BOLT BOULON SCHRAUBE PERNO	3
6801-CY	PACKING, OIL FILTER CALE DICHTUNG EMPAQUETADURA	1	6801-FD	BOLT BOULON SCHRAUBE PERNO	4
6801-CZ	PIPE SUB-ASSY (LIFT CYLINDER RETURN) ENS. DE SOUPAPE VENTIL, VOLLST. CONJUNTO DE VALVULA	1	6801-FH	CLAMP PINSE KLEMME ABRAZADERA	1
6801-DE	SPACER ENTRETOISE DISTANZSTUCK SEPARADOR	1	6801-GH	RUBBER CAOUTCHOUC GUMMI GOMA	1

6801		BODY PIPING TUYAUTERIE DE CARROSSERIE	KAROSSERIE, LEITUNGEN TUBOS DE CARROCERIA		
PART NAME CODE	PART NAME	QTY	PART NAME CODE	PART NAME	QTY
6801-GJ	PIPE SUB-ASSY SOUS-ENS. DE TUYAU ROHR-TEILGRUPPE SUBCONJUNTO DE TUBO	1	6801-KQ	CLAMP PINSE KLEMME ABRAZADERA	1
6801-GU	BOSS BOSSAGE FLANSCH TETON	1	6801-KS	CLAMP PINSE KLEMME ABRAZADERA	2
6801-HB	RUBBER CAOUTCHOUC GUMMI GOMA	1	6801-LQ	CLAMP PINSE KLEMME ABRAZADERA	2
6801-HC	HOSE, LOW PRESSURE FLEXIBLE SCHLAUCH MANGUERA	1	6801-MJ	ELEMENT, BREATHER ELEMENT ELEMENT ELEMENTO	1
6801-HJ	PIPE, BREATHER TUYAU ROHR TUBO	1	6801-NT	BOLT BOULON SCHRAUBE PERNO	1
6801-IC	PIPE SUB-ASSY SOUS-ENS. DE TUYAU ROHR-TEILGRUPPE SUBCONJUNTO DE TUBO	1	6801-NZ	BOLT BOULON SCHRAUBE PERNO	4
6801-ID	CLAMP PINSE KLEMME ABRAZADERA	1	6801-PL	PLATE SUB-ASSY SOUS-ENS. DE PLAQUE PLATTEN-TEILGRUPPE SUBCONJUNTO DE PLACA	1
6801-IP	BOLT BOULON SCHRAUBE PERNO	2	6801-RP	FITTING RACCORD ANSCHLUSSTUCK ACOPLADOR	2
6801-JR	PIPE SUB-ASSY SOUS-ENS. DE TUYAU ROHR-TEILGRUPPE SUBCONJUNTO DE TUBO	1	6801-UI	BOLT BOULON SCHRAUBE PERNO	4
6801-JS	PIPE SUB-ASSY SOUS-ENS. DE TUYAU ROHR-TEILGRUPPE SUBCONJUNTO DE TUBO	1	6801-UU	BOLT BOULON SCHRAUBE PERNO	4



<b>6801</b>		<b>BODY PIPING TUYAUTERIE DE CARROSSERIE</b>		<b>KAROSSERIE, LEITUNGEN TUBOS DE CARROCERIA</b>	
<b>PART NAME CODE</b>	<b>PART NAME</b>	<b>QTY</b>	<b>PART NAME CODE</b>	<b>PART NAME</b>	<b>QTY</b>
<b>6801-VS</b>	<b>CLAMP</b> ----- PINSE KLEMME ABRAZADERA	<b>1</b>			
<b>6801-VT</b>	<b>BOLT</b> ----- BOULON SCHRAUBE PERNO	<b>1</b>			
<b>6801-VU</b>	<b>NUT</b> ----- ECROU MUTTER TUERCA	<b>6</b>			
<b>6801-XQ</b>	<b>RIVET</b> ----- RIVET NIET REMACHE	<b>1</b>			
<b>6801-YG</b>	<b>BOLT</b> ----- BOULON SCHRAUBE PERNO	<b>1</b>			
<b>6801-YH</b>	<b>BOLT</b> ----- BOULON SCHRAUBE PERNO	<b>1</b>			
<b>6801-YO</b>	<b>PLATE</b> ----- PLAQUE PLATTE PLACA	<b>1</b>			

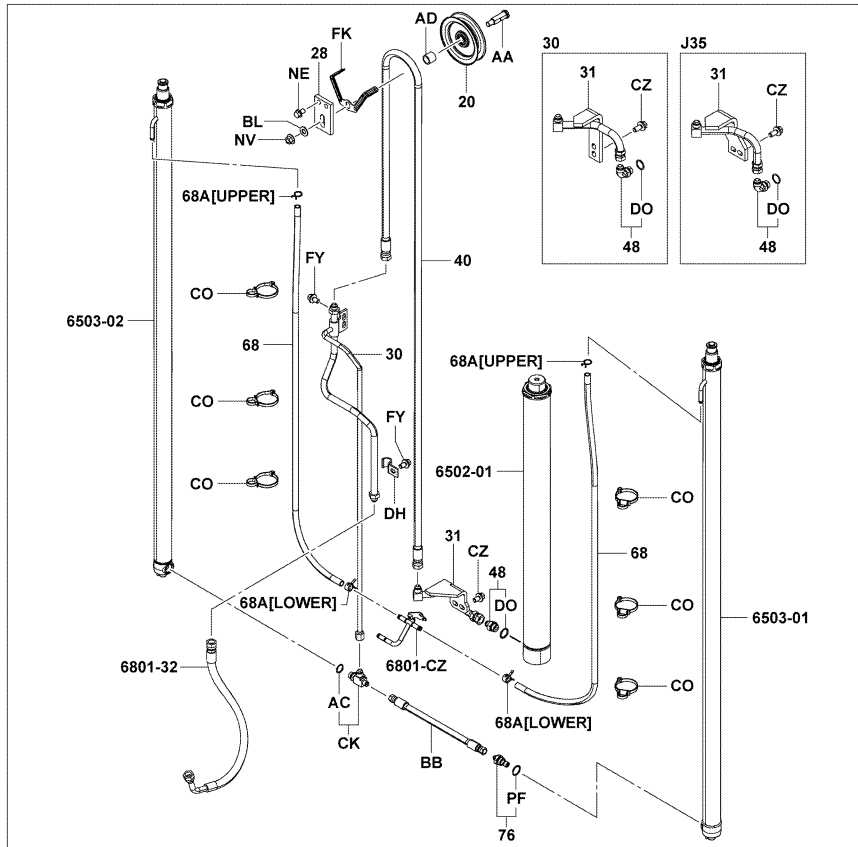
<b>6801</b>		<b>BODY PIPING TUYAUTERIE DE CARROSSERIE</b>		<b>KAROSSERIE, LEITUNGEN TUBOS DE CARROCERIA</b>	
<b>PART NAME CODE</b>	<b>PART NAME</b>	<b>QTY</b>	<b>PART NAME CODE</b>	<b>PART NAME</b>	<b>QTY</b>

6802

MAST PIPING  
TUYAUTERIE DE MAT

MASTLEITUNGEN  
TUBOS DEL MASTIL

FSV



6802-915

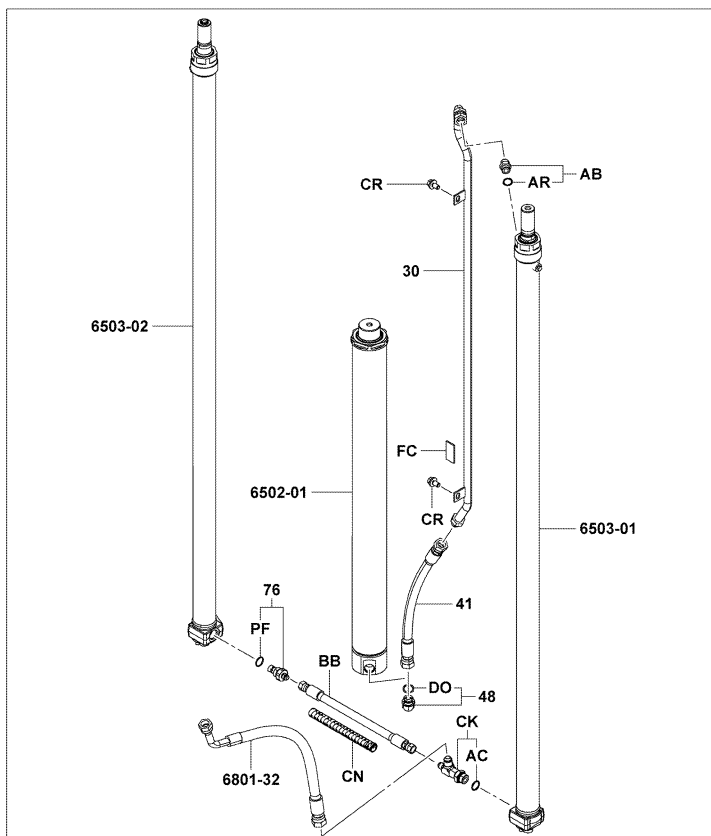
6802-915\_

6802

MAST PIPING  
TUYAUTERIE DE MAT

MASTLEITUNGEN  
TUBOS DEL MASTIL

FV



6802-917

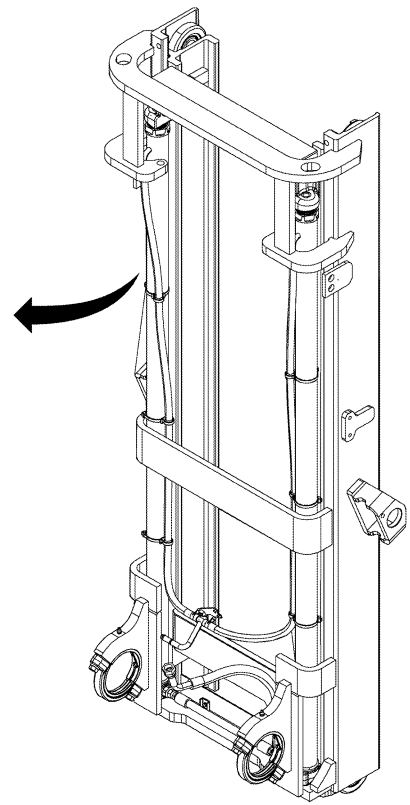
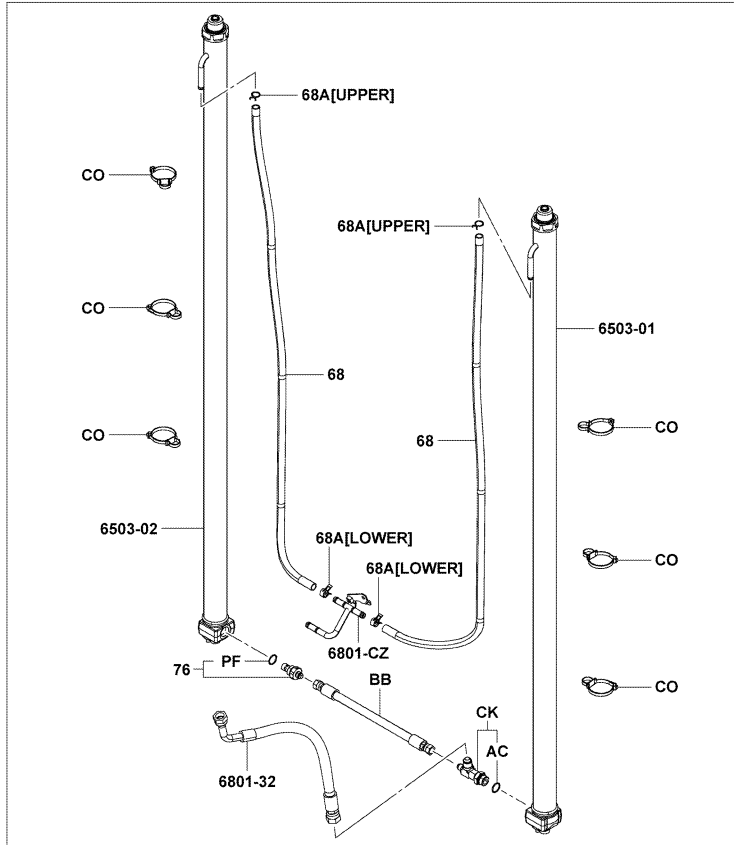
6802-917\_

6802

MAST PIPING  
TUYAUTERIE DE MAT

MASTLEITUNGEN  
TUBOS DEL MASTIL

V



6802-913

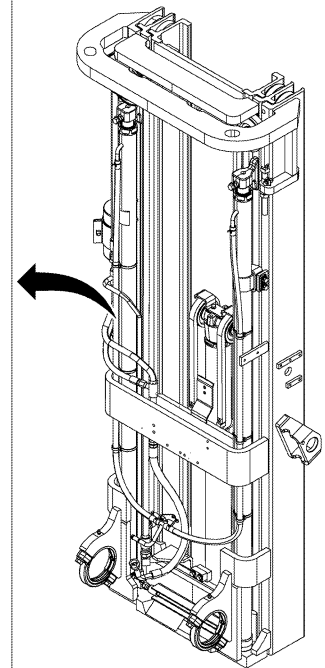
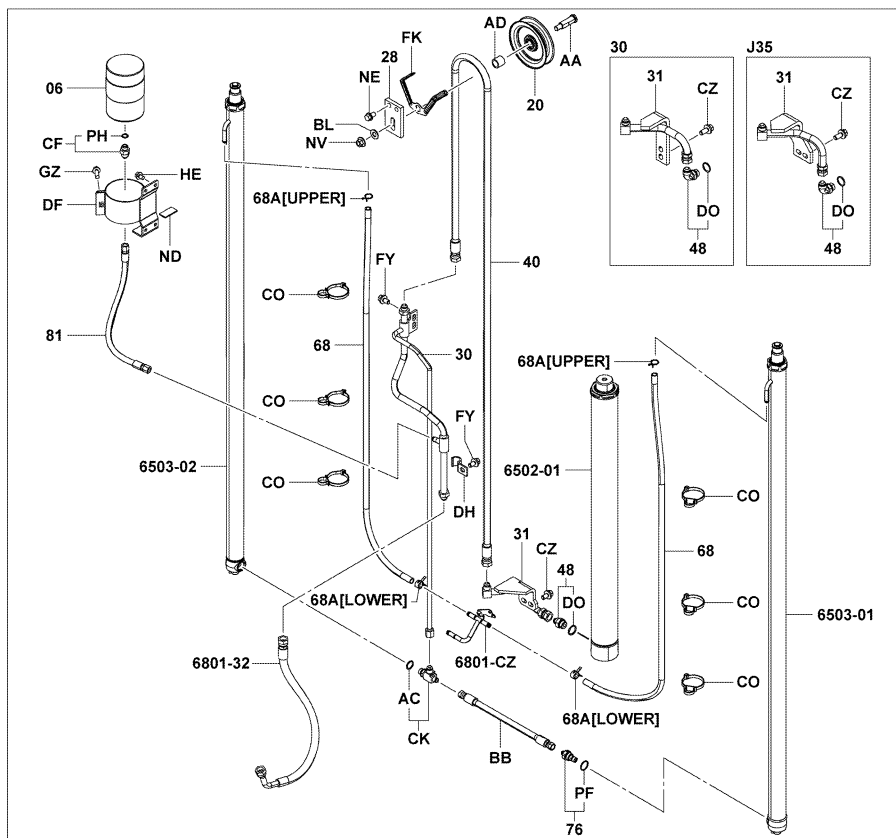
6802-913\_

6802

MAST PIPING  
TUYAUTERIE DE MAT

MASTLEITUNGEN  
TUBOS DEL MASTIL

FSV (FORK VIB ABSO)



6802-916A

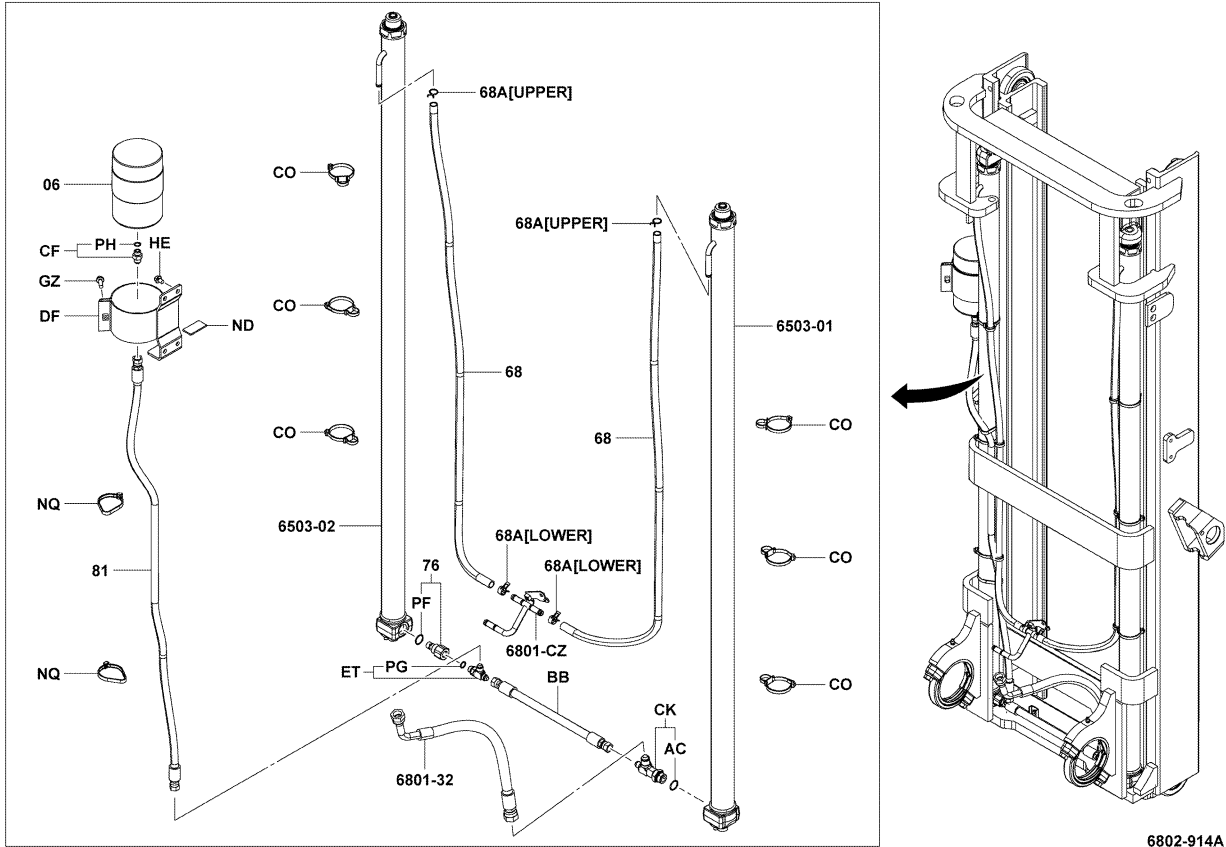
6802-916A

**6802**

**MAST PIPING  
TUYAUTERIE DE MAT**

**MASTLEITUNGEN  
TUBOS DEL MASTIL**

V (FORK VIB ABSO)



6802-914A

6802-914A

**6802**

**MAST PIPING  
TUYAUTERIE DE MAT**

**MASTLEITUNGEN  
TUBOS DEL MASTIL**

PART NAME CODE	PART NAME	QTY	PART NAME CODE	PART NAME	QTY
6802-06	ACCUMULATOR ASSY ENS. D'ACCUMULATEUR AKKUMULATOR-VOLLST. CONJUNTO DEL ACUMULADOR	1	6802-76	VALVE ASSY, SAFETY DOWN ENS. DE SOUPAPE VENTIL, VOLLST. CONJUNTO DE VALVULA	1
6802-20	PULLEY SUB-ASSY, HOSE GUIDE, NO.1 SOUS-ENS. DE POULIE RIEMENSCHIEBEN-TEILGRUPPE SUBCONJUNTO DE LA POLEA	1	6802-81	HOSE, HIGH PRESSURE FLEXIBLE SCHLAUCH MANGUERA	1
6802-28	BRACKET SUB-ASSY, PULLEY SOUS-ENS. DE SUPPORT TRAGER-TEILGRUPPE SUBCONJUNTO DE LA SOPORTE	1	6802-AA	PIN, HOSE GUIDE PULLEY GOUPILLE STIFT PASADOR	1
6802-30	PIPE SUB-ASSY, NO.1 (FRONT LIFT) SOUS-ENS. DE TUYAU ROHR-TEILGRUPPE SUBCONJUNTO DE TUBO	1	6802-AB	FITTING RACCORD ANSCHLUSSTUCK ACOPLADOR	1
6802-31	PIPE SUB-ASSY, NO.2 (FRONT LIFT) SOUS-ENS. DE TUYAU ROHR-TEILGRUPPE SUBCONJUNTO DE TUBO	1	6802-AC	RING, O ANNEAU RING ANILLO	1
6802-40	HOSE, HIGH PRESSURE (FRONT LIFT PULLEY) FLEXIBLE SCHLAUCH MANGUERA	1	6802-AD	COLLAR COLLIER BUCHSE COLLAR	1
6802-41	HOSE, HIGH PRESSURE, NO.1 (FRONT LIFT) FLEXIBLE SCHLAUCH MANGUERA	1	6802-AR	RING, O ANNEAU RING ANILLO	1
6802-48	FITTING, FRONT LIFT CYLINDER RACCORD ANSCHLUSSTUCK ACOPLADOR	1	6802-BB	HOSE, HIGH PRESSURE FLEXIBLE SCHLAUCH MANGUERA	1
6802-68	HOSE, LOW PRESSURE FLEXIBLE SCHLAUCH MANGUERA	2	6802-BL	WASHER, PLATE RODELLE UNTERLEGSCHIEBE ARANDELA	1
6802-68A	CLAMP, HOSE PINSE KLEMME ABRAZADERA	2-4	6802-CF	FITTING RACCORD ANSCHLUSSTUCK ACOPLADOR	1

6802		MAST PIPING TUYAUTERIE DE MAT		MASTLEITUNGEN TUBOS DEL MASTIL	
PART NAME CODE	PART NAME	QTY	PART NAME CODE	PART NAME	QTY
6802-CK	FITTING RACCORD ANSCHLUSSTUCK ACOPLADOR	1	6802-FK	GUIDE GUIDE FUHRUNG GUIA	1
6802-CN	TUBE, SPIRAL TUBE ROHR TUBO	1	6802-FY	BOLT BOULON SCHRAUBE PERNO	3
6802-CO	SUPPORT SUPPORT STUTZE SOPORTE	6	6802-GA	BOLT BOULON SCHRAUBE PERNO	1
6802-CR	BOLT BOULON SCHRAUBE PERNO	2	6802-HE	BOLT BOULON SCHRAUBE PERNO	4
6802-CZ	BOLT BOULON SCHRAUBE PERNO	2	6802-ND	RUBBER CAOUTCHOUC GUMMI GOMA	1
6802-DF	BRACKET SUPPORT TRAGER SOPORTE	1	6802-NE	BOLT BOULON SCHRAUBE PERNO	2
6802-DH	CLAMP, PIPE PINSE KLEMME ABRAZADERA	1	6802-NQ	BAND BANDE BAND BANDA	2
6802-DO	RING, O ANNEAU RING ANILLO	1	6802-NV	NUT ECROU MUTTER TUERCA	1
6802-ET	FITTING RACCORD ANSCHLUSSTUCK ACOPLADOR	1	6802-PF	RING, O ANNEAU RING ANILLO	1
6802-FC	RUBBER CAOUTCHOUC GUMMI GOMA	1-2	6802-PG	RING, O ANNEAU RING ANILLO	1

6802		MAST PIPING TUYAUTERIE DE MAT		MASTLEITUNGEN TUBOS DEL MASTIL	
PART NAME CODE	PART NAME	QTY	PART NAME CODE	PART NAME	QTY
6802-PH	RING, O ANNEAU RING ANILLO	1			