





## GENERAL INFORMATION (English)

This parts catalog has been prepared for the customers of Toyota Industrial Vehicles and this shows only the part name codes instead of parts numbers.

When ordering parts from your local Toyota dealer, please specify the complete model number of the truck, the engine number or frame number. Also it is essential that you specify the part name codes described in the pages of illustrations and text.

The complete model number and frame number are shown in the front page of this catalog. All the columns in this quick reference index are supposed to be filled out by both the factory and your local dealer.

For the industrial vehicle with optional equipment, which is described in the lower part of the DESCRIPTION, it is imperative for you to specify optional equipment when ordering parts.

Your Toyota dealer has always been furnished with enough information to decode the correct part numbers based on your information of model number, engine number or frame number as well as part name code.

## INFORMATIONS D'ORDRE GENERAL (French)

Ce catalogue de pièces a été préparé pour les propriétaires de Véhicules Industriels Toyota. On n'y trouvera que les codes de désignation de pièces au lieu des numéros de pièces.

Pour la commande de pièces auprès de votre concessionnaire Toyota, prière de spécifier le numéro de modèle complet de l'engin, le numéro du moteur ou le numéro du châssis. Il est aussi nécessaire de spécifier les codes de désignation de pièces comme ils sont décrits dans les pages d'illustrations et dans le texte.

Le numéro de modèle complet et le numéro de châssis sont indiqués en première page de ce catalogue. Toutes les colonnes de l'index de référence rapide devraient être remplies par l'usine et par votre concessionnaire.

Pour le véhicule industriel avec équipement optionnel, décrit en bas de page sous la rubrique "DESCRIPTION", il convient de bien spécifier qu'il s'agit de cet équipement lors de commande de pièces.

Votre concessionnaire Toyota est toujours suffisamment informé pour décoder les numéros de pièces sur la base de votre information du numéro de modèle, du numéro de moteur ou de châssis, et des codes de désignation de pièces.

## ALLGEMEINE INFORMATION (German)

Dieser Teilekatalog wurde für die Benutzer von Toyota Industriefahrzeugen zusammengestellt und zeigt anstelle von Teilenummern nur die Teilennamen-Kodes.

Geben Sie bei Teilebestellungen von Ihrem Toyota-Händler am Platz bitte die vollständige Modellnummer des Fahrzeugs, die Motornummer oder Fahrgestellnummer an. Es ist auch erforderlich, daß Sie die in den Illustrationen und im Text beschriebenen Teilennamen-Kodes angeben.

Die vollständige Modellnummer und Fahrgestellnummer finden Sie auf der Vorderseite dieses Katalogs. Alle Spalten in dieser Bezugstabelle sollen sowohl vom Werk als von Ihrem Händler am Platz ausgefüllt werden.

Für Industriefahrzeuge mit Sonderausrüstung, welche im unteren Teil der BESCHREIBUNG erläutert ist, müssen Sie bei der Bestellung von Teilen unbedingt diesbezügliche Angaben machen.

Ihr Toyota-Händler verfügt stets über genügend Information, um die richtigen Teilenummern zu entschlüsseln, basiert auf Ihren Angaben zu Modellnummer, Motornummer oder Fahrgestellnummer und den Teilennamen-Kodes.

## INFORMACION GENERAL (Spanish)

Este catálogo de piezas ha sido preparado para los clientes de vehículos industriales de TOYOTA, e incluye tan sólo los códigos de nombre de pieza en lugar de los números de pieza.

Cuando solicite piezas a su distribuidor local de TOYOTA especifique por favor el número de modelo completo del vehículo, el número de motor o el número de bastidor. Asimismo, es esencial que Vd. especifique los códigos de nombre de pieza descritos en las páginas de ilustraciones y de texto.

El número completo de modelo y el número de bastidor se indican en la portada de este catálogo. Se supone que todas las columnas de este índice de referencia se han rellenado, tanto por parte de la fábrica como por parte de su distribuidor local.

En lo que concierne a los vehículos industriales con equipos opcionales, que se describen en la parte baja de la DESCRIPCION, es absolutamente necesario que especifique equipos opcionales cuando solicite piezas de repuesto.

Su distribuidor local de TOYOTA posee la información necesaria para descifrar los números correctos de cada pieza a base de su información de número de modelo, número de motor o número de bastidor, así como el código de nombre de la pieza.

## ILLUSTRATION AND PART NAME CODE TEXT PAGE COMPOSITION (English)

Essentially, one (1) page will present both the illustration and part name code. However, when the space for text page is not enough the next page will be used in succession.

- ① **Figure number**  
This parts catalog has been prepared according to the figure numbers.
- ② **Figure title**  
A representative part name which is the major assembly part name is shown as the figure title of the illustration.
- ③ **Sub title**  
The optional name or special specification of each illustration are indicated.
- ④ **Part name code**  
This is a combination of figure number and codes of illustrations pertaining to each part. This is a key for your Toyota dealer to find the correct part numbers.
- ⑤ **Part name**  
As a rule, the part name is indicated for each of the part name codes.
- ⑥ **QTY (Quantity)**  
The quantity column indicates the utilized pieces of part name code unit.  
When the utilized quantity changes according to each of the vehicles, maximum is indicated.  
When the utilized quantity of the parts differs or is more than 100 pieces, quantity 99 is indicated.
- ⑦ **Standard parts numbers**  
The standard parts such as the bolts, nuts, washer, etc. are described with parts numbers. When ordering these parts, specify parts numbers.

## ILLUSTRATION ET COMPOSITION DU DE TEXTE DE CODE DE DESIGNATION DE PIECE (French)

Une (1) page contiendra essentiellement une illustration et ses codes de désignation de pièce. Toutefois, lorsque l'espace réservé au texte est insuffisant, la continuation se trouvera sur la page suivante.

- ① **Numéro de figure**  
Ce catalogue de pièces a été préparé en fonction des numéros de figures.
- ② **Titre de figure**  
Une désignation de pièce représentative, celle d'une pièce d'un ensemble important, est indiquée comme titre de figure de l'illustration.
- ③ **Sous-titre**  
La désignation optionnelle ou les spécifications spéciales de chaque illustration sont indiquées.
- ④ **Code de désignation de pièce**  
Obtenu en combinant le numéro de figure et les codes des illustrations inhérents à chaque pièce. Ce code permettra à votre concessionnaire Toyota de trouver les numéros de pièces corrects.
- ⑤ **Désignation de pièce**  
La désignation de la pièce est indiquée pour chacun des codes de désignation de pièce.
- ⑥ **Q'ty (quantité)**  
La colonne quantité indique les pièces utilisées de l'unité de code de désignation de pièce. La quantité maximum est indiquée quand la quantité utilisée diffère pour chacun des véhicules. Quand la quantité de pièces utilisées diffère ou lorsqu'elle dépasse 100 pièces, la quantité 99 est indiquée.
- ⑦ **Numéros de pièces standard**  
Les pièces standard comme les boulons, les écrous, les rondelles, etc. sont décrits dans les numéros de pièces. Pour commander ces pièces, prière de spécifier les numéros de pièces.

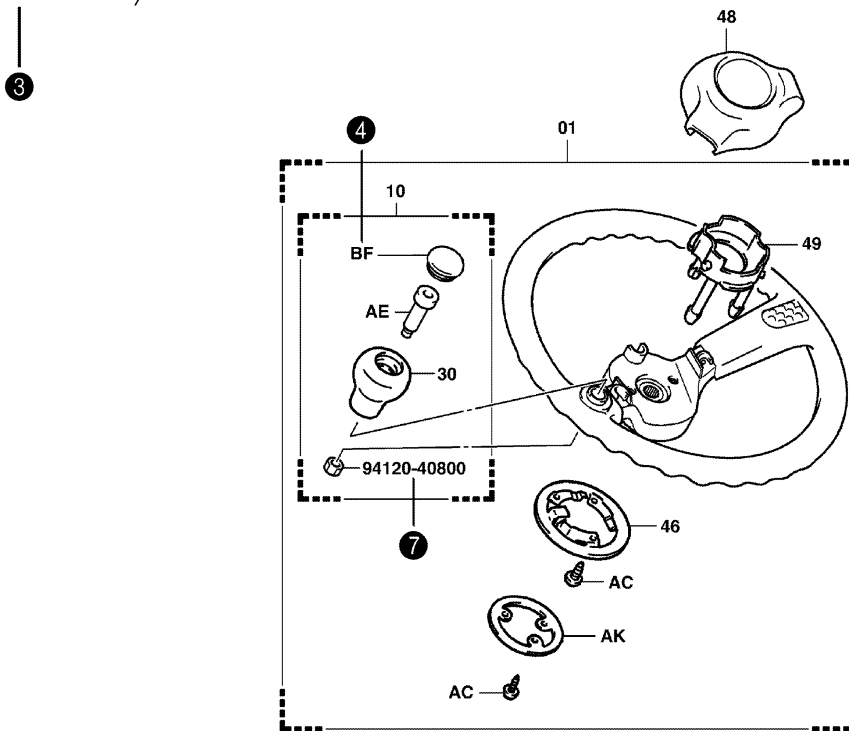


①—4501

STEERING WHEEL ————— ②  
VOLANT DE DIRECTION

LENKRAD  
VOLANTE DE DIRECCION

( )



4501-050A

4501-050A

④ 4501

STEERING WHEEL  
VOLANT DE DIRECTION

⑥

LENKRAD  
VOLANTE DE DIRECCION

PART NAME CODE	⑤ PART NAME	QTY	PART NAME CODE	PART NAME	QTY
4501-01	WHEEL ASSY, STEERING ENS. DE ROUE RAD. VOLLST. CONJUNTO DE LA RUEDA	1	4501-BK	COLLAR, STEERING KNOB COLLIER BUCHSE COLLAR	1
4501-10	KNOB ASSY, STEERING WHEEL ENS. DE BOULE KNOPF. VOLLST. CONJUNTO DEL MANDO	1			
4501-30	KNOB SUB-ASSY, STEERING WHEEL SOUS-ENS. DE BOULE KNOPF-TEILGRUPPE SUBCONJUNTO DEL MANDO	1			
4501-46	SPRING, HORN CONTACT RESSORT FEDER RESORTE	1			
4501-48	PAD, STEERING WHEEL TAMPON KLOTZ ALMOHADILLA	1			
4501-49	CUP, HORN CONTACT COUPELLE DICHTMANSCHETTE TAZA	1			
4501-AC	SCREW VIS SCHRAUBE TORNILLO	6			
4501-AE	BOLT, STEERING WHEEL KNOB SET BOULON SCHRAUBE PERNO	1			
4501-AK	RING, HORN CONTACT NO.1 ANNEAU RING ANILLO	1			
4501-BF	CAP CAPUCHON KAPPE TAPA	1			

G 320

7 1

MTM-21

## ABBILDUNG UND TEXTSEITENAUFBAU FÜR TEILENAMEN-KODE (German)

Grundsätzlich finden Sie auf einer (1) Seite sowohl die Abbildung als auch den Teilnamen-Kode.  
Wenn für den Text jedoch nicht genügend Platz vorhanden ist, wird er auf der nächsten Seite Fortgesetzt.

- ① **Abbildungsnummer**  
Dieser Teilekatalog wurde nach Abbildungsnummern zusammengestellt.
- ② **Abbildungstitel**  
Ein stellvertretender Teilname, welcher zugleich die Bezeichnung für die Hauptbaugruppe ist, wird als Abbildungstitel der Illustration angegeben.
- ③ **Untertitel**  
Ein zusätzlicher Name oder eine besondere Kennzeichnung werden für jede Illustration angegeben.
- ④ **Teilnamen-Kode**  
Dies ist eine Kombination von ziffern und Abbildungskodes, die jedes Teil betreffen. Es ist ein Schlüssel für Ihren Toyota-Händler, um die richtigen Teilenummern zu finden.
- ⑤ **Teilname**  
Grundsätzlich wird der Teilname für alle Teilnamen-Kodes angegeben.
- ⑥ **QTY (Menge)**  
Die Mengenspalte gibt die benutzte Stückzahl von Teilnamen-Kode-Einheiten an.  
Wenn die benutzte Stückzahl je nach Fahrzeug Verschieden ist, wird die Höchstmenge angegeben.  
Wenn die benutzte Menge 100 Stück überschreiten kann, wird als Menge 99 angegeben.
- ⑦ **Standardteile-Nummern**  
Die Standardteile, wie Schrauben, Muttern, Unterlegscheiben usw., sind in den Teilenummern beschrieben. Geben Sie bei Bestellung dieser Teile die Teilenummern an.

## COMPOSICION DE LAS PAGINAS DE ILUSTRACIONES Y DE TEXTO DE CODIGOS DE NOMBRE DE PIEZAS (Spanish)

Básicamente, una (1) página incluirá tanto la ilustración como el código de nombre de la pieza.  
No obstante, si el espacio no fuese suficiente, se utilizará la página siguiente.

- ① **Número de figura**  
Este catálogo de piezas se ha preparado de acuerdo con los números de las figuras.
- ② **Título de las figuras**  
Como título de las figuras de la página de ilustraciones, se incluye un nombre que sea representativo del nombre del mayor conjunto.
- ③ **Subtítulo**  
Se indican el nombre opcional o las especificaciones especiales de cada ilustración.
- ④ **Código de nombre de pieza**  
Se trata de una combinación de número de figura y de código de las ilustraciones correspondientes a cada pieza. Esta es la clave para que su distribuidor local de TOYOTA pueda encontrar el número de pieza correcto.
- ⑤ **Nombre de la pieza**  
Como norma, se indica el nombre de cada uno de los códigos de nombre de pieza.
- ⑥ **QTY (Cantidad)**  
La columna de cantidad indica el número de piezas utilizadas de cada unidad de código de nombre de pieza.  
Cuando la cantidad utilizada es intercambiable entre cada uno de los vehículos, se indica el máximo.  
Cuando la cantidad de piezas utilizadas pueda diferir o ser superior a 100, se indica como cantidad 99.
- ⑦ **Números de piezas normalizadas**  
Las piezas corrientes, tales como pernos, tuercas, arandelas etc., se describen con número de pieza. Cuando solicite tales piezas, indique su número de pieza.

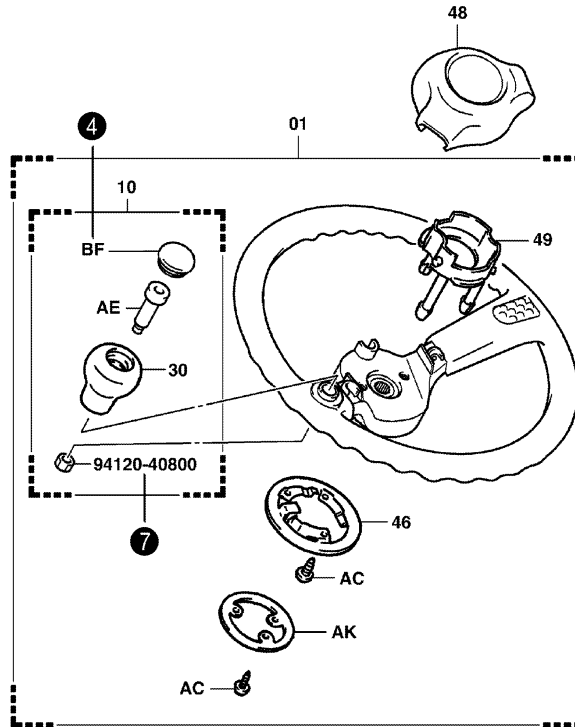
①—4501

STEERING WHEEL  
VOLANT DE DIRECTION ②

LENKRAD  
VOLANTE DE DIRECCION

( )

③



4501-050A

4501-050A

④ 4501

STEERING WHEEL  
VOLANT DE DIRECTION ⑤

⑥

LENKRAD  
VOLANTE DE DIRECCION

PART NAME CODE	⑤ PART NAME	QTY	PART NAME CODE	PART NAME	QTY
4501-01	WHEEL ASSY, STEERING ENS. DE ROUE RAD. VOLLST. CONJUNTO DE LA RUEDA	1	4501-BK	COLLAR, STEERING KNOB COLLIER BUCHSE COLLAR	1
4501-10	KNOB ASSY, STEERING WHEEL ENS. DE BOULE KNOPF. VOLLST. CONJUNTO DEL MANDO	1			
4501-30	KNOB SUB-ASSY, STEERING WHEEL SOUS-ENS. DE BOULE KNOPF-TEILGRUPPE SUBCONJUNTO DEL MANDO	1			
4501-46	SPRING, HORN CONTACT RESSORT FEDER RESORTE	1			
4501-48	PAD, STEERING WHEEL TAMPON KLOTZ ALMOHADILLA	1			
4501-49	CUP, HORN CONTACT COUPELLE DICHTMANSCHETTE TAZA	1			
4501-AC	SCREW VIS SCHRAUBE TORNILLO	6			
4501-AE	BOLT, STEERING WHEEL KNOB SET BOULON SCHRAUBE PERNO	1			
4501-AK	RING, HORN CONTACT NO.1 ANNEAU RING ANILLO	1			
4501-BF	CAP CAPUCHON KAPPE TAPA	1			

G320

71

MTM-21

## **DATA PLATE & SERIAL NUMBERS (English)**

For retrieving correct part numbers, it's indispensable to know the truck model, as well as frame number (or engine number). Customers can obtain said information in the data plate on the truck or in this user parts catalog.

## **PLAQUE DE DONNEES TECHNIQUES & NUMEROS DE SERIE (French)**

Pour relever correctement le numéro des pièces, il est indispensable de connaître le modèle de l'engin, ainsi que le numéro de châssis (ou du moteur).  
Les propriétaires peuvent trouver ladite information sur la plaque de données techniques de l'engin ou dans le présent ouvrage.

## **DATENPLATTE & SERIENNUMMERN (German)**

Um die richtige Teilenummer zu ermitteln, müssen unbedingt das Fahrzeugmodell sowie die Fahrgestellnummer (oder die Motornummer) bekannt sein.  
Kunden Können diese Angaben von der Datenplatte am Fahrzeug oder in diesem Teilekatalog für Benutzer entnehmen.

## **PLACA DE DATOS Y NUMEROS DE SERIE (Spanish)**

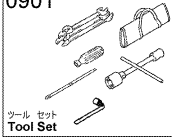
Para obtener los números de pieza correctos, es indispensable conocer el modelo del vehículo, así como el número del bastidor (o del motor).  
Los clientes pueden obtener dicha información por la placa de datos del vehículo o este catálogo de piezas para el usuario.

**FIG.INDEX**

**ILLUSTRATED INDEX  
INDEX ILLUSTRE**

**INDIOE ILLUSTRADO  
ILLUSTRIRTES INHALTSVERZEICHNIS**

0901



ツール セット  
Tool Set

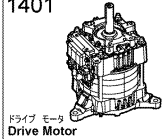
0000-A38  
0000-A38\_

**FIG.INDEX**

**ILLUSTRATED INDEX  
INDEX ILLUSTRE**


**INDIOE ILLUSTRADO  
ILLUSTRIRTES INHALTSVERZEICHNIS**

1401



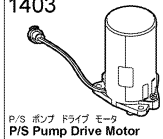
ドライブ モーター  
Drive Motor

1402



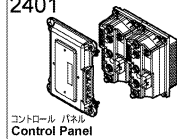
ポンプ ドライブ モーター  
Pump Drive Motor

1403



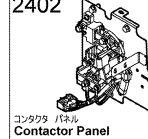
P/S ポンプ ドライブ モーター  
P/S Pump Drive Motor

2401



コントロール パネル  
Control Panel

2402



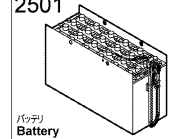
コンタクタ パネル  
Contactor Panel

2403



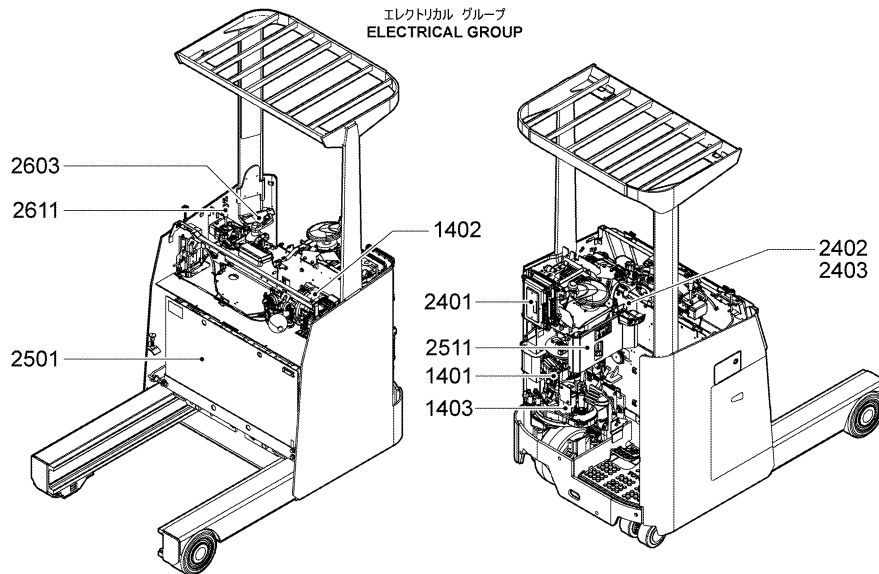
コンタクタ アッセンブリ  
Contactor Assy

2501

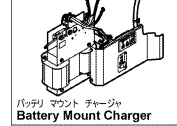


バッテリー  
Battery

エレクトリカル グループ  
ELECTRICAL GROUP

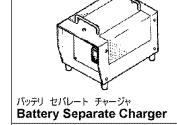


2511




バッテリー マウント チャージャー  
Battery Mount Charger

2512



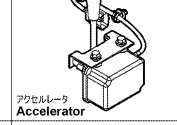
バッテリー セパレート チャージャー  
Battery Separate Charger

2603



マルチ レバー  
Multi Lever

2611



アクセルレータ  
Accelerator

0000-D48  
0000-D48\_




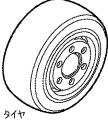
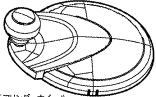

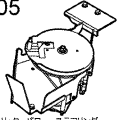
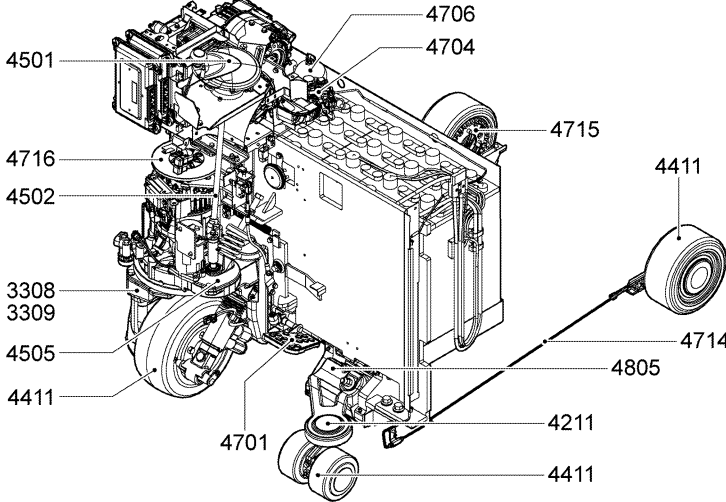

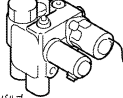
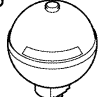
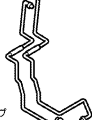
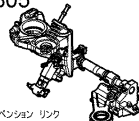
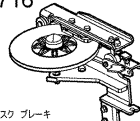

FIG.INDEX	ILLUSTRATED INDEX INDEX ILLUSTRÉ		INDIOE ILLUSTRADO ILLUSTRIRTES INHALTSVERZEICHNIS							
3308  ドライブユニット ケースとカバー Drive Unit Case & Cover	3309  ドライブユニット ギヤ Drive Unit Gear	4211  リヤ アクスル キャスタ Rear Axle Caster	4411  ホイール タイア Wheel & Tire	4501  ステアリング ホイール Steering Wheel	4502  ステアリング ポスト Steering Post	4505  エレクトリック パワー ステアリング Electric Power Steering				
シャシ グループ CHASSIS GROUP 							4701  ブレーキ ペダル Brake Pedal	4704  ブレーキ バルブ Brake Valve	4706  ブレーキ アクキュムレータ Brake Accumulator	4714  ブレーキ パイプ Brake Pipe
				4805  サスペンション リンク Suspension Link	4716  ディスク ブレーキ Disc Brake	4715  ドラム ブレーキ Drum Brake				
0000-D49 0000-D49_										

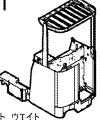

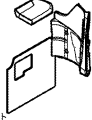
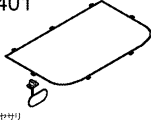

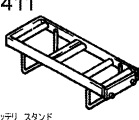

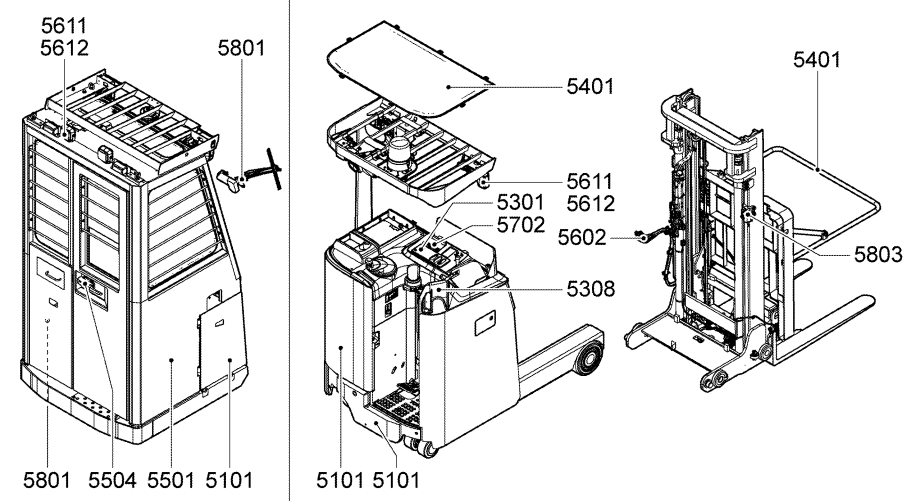
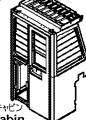


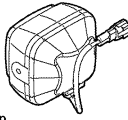
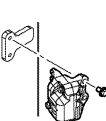

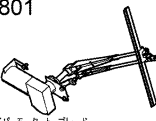
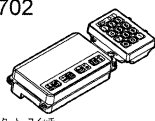
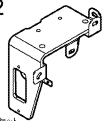
FIG.INDEX	ILLUSTRATED INDEX INDEX ILLUSTRÉ		INDIOE ILLUSTRADO ILLUSTRIRTES INHALTSVERZEICHNIS							
5101  フレーム トウエイ Frame & Weight	5301  インストルメント パネル ト フロア Instrument Panel & Floor	5308  ドライバ シート Driver Seat	5401  アクセサリー Accessory	5405  <b>TOYOTA</b> インジケータ プレート Indicator Plate	5411  バッテリ スタンド Battery Stand	5412  バッテリ キャリア Battery Carrier				
ボディー、エレクトリカル グループ BODY, ELECTRICAL GROUP (S-CABIN-SUPER) 							5501  スチール キabin Steel Cabin	5504  ドア ロック Door Lock	5602  ワイヤリング ト クランプ Wiring & Clamp	5611  ランプ Lamp
		5803  センサ Sensor	5802  ヒータ Heater	5801  ワイパ モータ ト ブレード Wiper Motor & Blade	5702  メータ ト スイッチ Meter & Switch	5612  ランプ ブラケット Lamp Bracket				
0000-D50 0000-D50_										

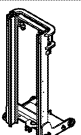
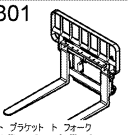
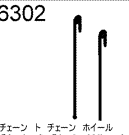

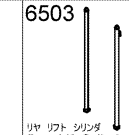


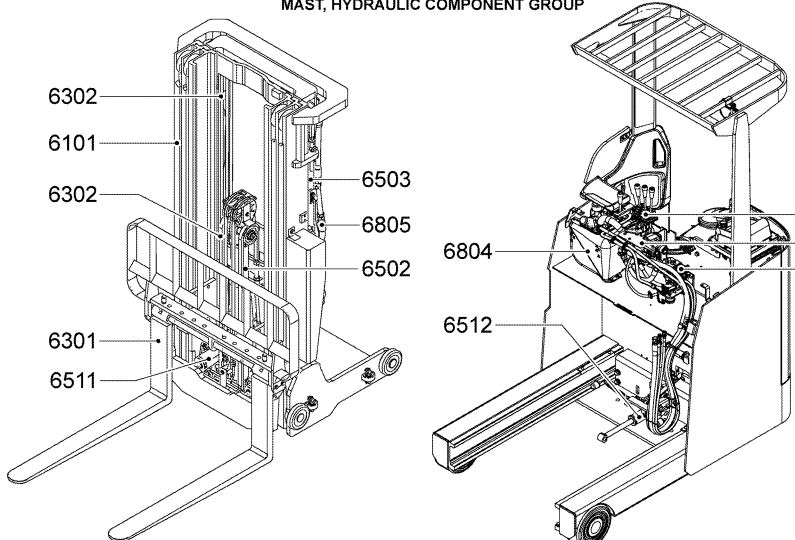
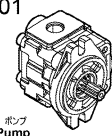
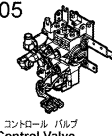

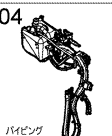
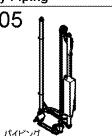
FIG.INDEX	ILLUSTRATED INDEX INDEX ILLUSTRÉ	INDIOE ILLUSTRADO ILLUSTRIRTES INHALTSVERZEICHNIS				
6101  マスト Mast	6301  リフト ブラケット ト フォーク Lift Bracket & Fork	6302  チェーン ト チェーン ホイール Chain & Chain Wheel	6502  フロント リフト シリンダ Front Lift Cylinder	6503  リヤ リフト シリンダ Rear Lift Cylinder	6511  ティルト シリンダ Tilt Cylinder	6512  リーチ シリンダ Reach Cylinder
マスト、ハイドロリック コンポーネント グループ MAST, HYDRAULIC COMPONENT GROUP  						
						6701  オイル ポンプ Oil Pump 6705  オイル コントロール バルブ Oil Control Valve 6709  オイル コントロール バルブ リンク Oil Control Valve Link 6804  ボデー パイピング Body Piping 6805  マスト パイピング Mast Piping
						0000-D33 0000-D33_

FIG.INDEX	ILLUSTRATED INDEX INDEX ILLUSTRÉ	INDIOE ILLUSTRADO ILLUSTRIRTES INHALTSVERZEICHNIS

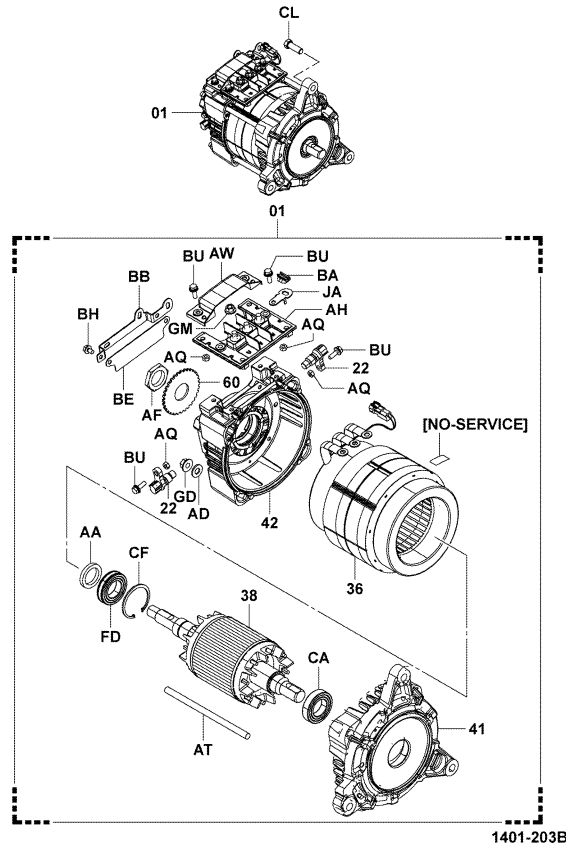




1401

DRIVE MOTOR  
MOTEUR D'ENTRAINEMENT

ANTRIEBSMOTOR  
MOTOR IMPULSOR



1401-203B

1401-203B

1401

DRIVE MOTOR  
MOTEUR D'ENTRAINEMENT

ANTRIEBSMOTOR  
MOTOR IMPULSOR

PART NAME CODE	PART NAME	QTY	PART NAME CODE	PART NAME	QTY
1401-01	MOTOR ASSY, DRIVE ENS. DE MOTEUR MOTOR, VOLLST. CONJUNTO DEL MOTOR	1	1401-AH	TERMINAL SUB-ASSY, NO.1 SOUS-ENS. DE BORNE KLEMMEN-TEILGRUPPE SUBCONJUNTO DE TERMINALES	1
1401-22	SENSOR ASSY, REVOLUTION ENS. DE DETECTEUR SENSOR, VOLLST. CONJUNTO DEL SENSOR	2	1401-AQ	NUT ECROU MUTTER TUERCA	6
1401-36	STATOR SUB-ASSY, NO.3 SOUS-ENS. DE STATOR STATOR-TEILGRUPPE SUBCONJUNTO DE ESTATOR	1	1401-AT	BOLT BOULON SCHRAUBE PERNO	4
1401-38	ROTOR SUB-ASSY, NO.2 SOUS-ENS. DE ROTOR ROTOR-TEILGRUPPE SUBCONJUNTO DEL ROTOR	1	1401-AW	COVER COUVERCLE DECKEL CUBIERTA	1
1401-41	BRACKET, NO.1 SUPPORT TRAGER SOPORTE	1	1401-BA	CLAMP PINSE KLEMME ABRAZADERA	1
1401-42	BRACKET, NO.2 SUPPORT TRAGER SOPORTE	1	1401-BB	CLAMP PINSE KLEMME ABRAZADERA	1
1401-60	GEAR, PICK UP PIGNON ZAHNRAD ENGRANAJE	1	1401-BE	PLATE, COVER PLAQUE PLATTE PLACA	1
1401-AA	COLLAR COLLIER BUCHSE COLLAR	1	1401-BH	BOLT BOULON SCHRAUBE PERNO	2
1401-AD	WASHER, PLATE RODELLE UNTERLEGSCHIEBE ARANDELA	4	1401-BU	BOLT, SQUARE BOULON SCHRAUBE PERNO	6
1401-AF	NUT ECROU MUTTER TUERCA	1	1401-CA	BEARING ROULEMENT LAGER COJINETE	1

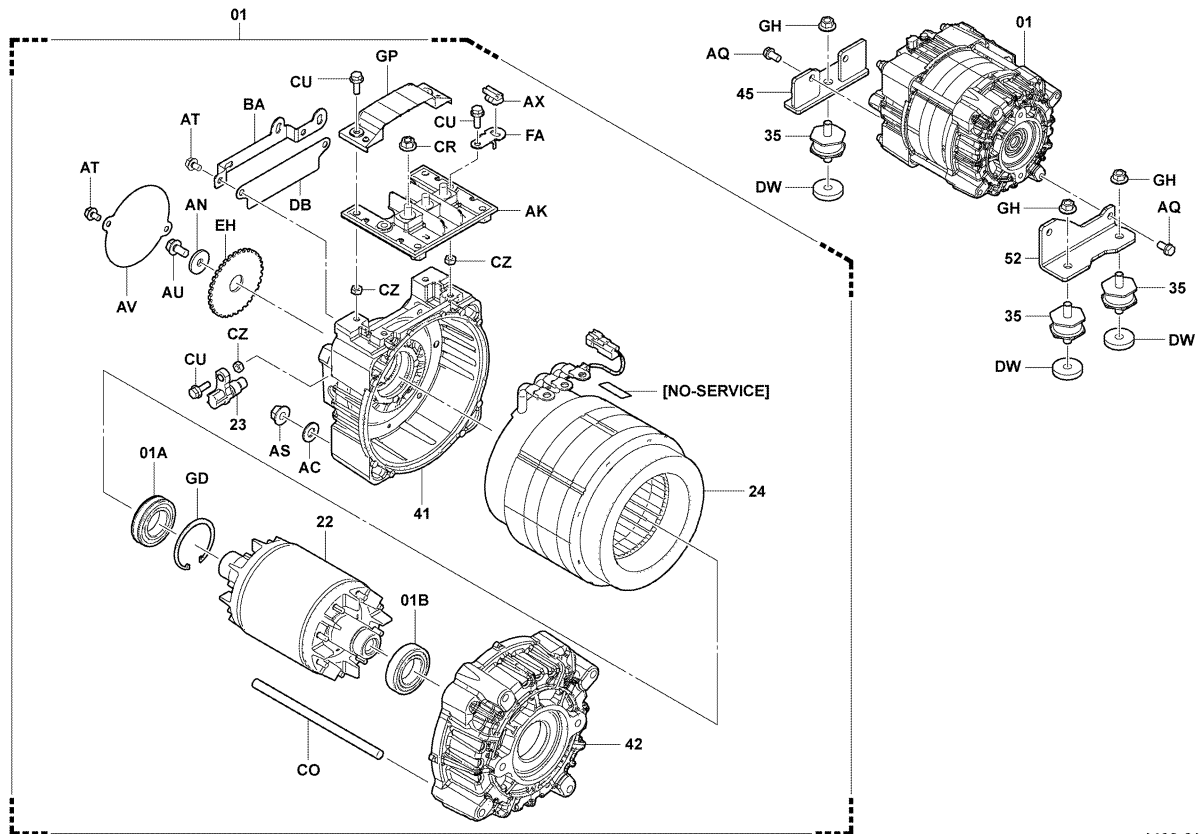
1401		DRIVE MOTOR MOTEUR D'ENTRAINEMENT		ANTRIEBSMOTOR MOTOR IMPULSOR	
PART NAME CODE	PART NAME	QTY	PART NAME CODE	PART NAME	QTY
1401-CF	RING, HOLE SNAP ----- ANNEAU RING ANILLO	1			
1401-CL	BOLT ----- BOULON SCHRAUBE PERNO	3			
1401-FD	BEARING ----- ROULEMENT LAGER COJINETE	1			
1401-GD	NUT ----- ECROU MUTTER TUERCA	4			
1401-GM	NUT ----- ECROU MUTTER TUERCA	3			
1401-JA	BRACKET ----- SUPPORT TRAGER SOPORTE	1			

1401		DRIVE MOTOR MOTEUR D'ENTRAINEMENT		ANTRIEBSMOTOR MOTOR IMPULSOR	
PART NAME CODE	PART NAME	QTY	PART NAME CODE	PART NAME	QTY

1402

PUMP DRIVE MOTOR  
MOTEUR D'ENTRAINEMENT DE POMPE

PUMPENANTRIEBSMOTOR  
MOTOR IMPULSOR DE LA BOMBA



1402-219

1402-219\_

1402

PUMP DRIVE MOTOR  
MOTEUR D'ENTRAINEMENT DE POMPE

PUMPENANTRIEBSMOTOR  
MOTOR IMPULSOR DE LA BOMBA

PART NAME CODE	PART NAME	QTY	PART NAME CODE	PART NAME	QTY
1402-01	MOTOR ASSY, PUMP ENS. DE MOTEUR MOTOR, VOLLST. CONJUNTO DEL MOTOR	1	1402-52	BRACKET, PUMP MOTOR SUPPORT TRAGER SOPORTE	1
1402-01A	BEARING, PUMP MOTOR, NO.1 ROULEMENT LAGER COJINETE	1	1402-AC	WASHER, PLATE RODELLE UNTERLEGSCHIEBE ARANDELA	4
1402-01B	BEARING, PUMP MOTOR, NO.2 ROULEMENT LAGER COJINETE	1	1402-AK	TERMINAL SUB-ASSY SOUS-ENS. DE BORNE KLEMMEN-TEILGRUPPE SUBCONJUNTO DE TERMINALES	1
1402-22	ROTOR SUB-ASSY SOUS-ENS. DE ROTOR ROTOR-TEILGRUPPE SUBCONJUNTO DEL ROTOR	1	1402-AN	WASHER, PLATE RODELLE UNTERLEGSCHIEBE ARANDELA	1
1402-23	SENSOR ASSY, REVOLUTION ENS. DE DETECTEUR SENSOR, VOLLST. CONJUNTO DEL SENSOR	1	1402-AQ	BOLT BOULON SCHRAUBE PERNO	4
1402-24	STATOR SUB-ASSY SOUS-ENS. DE STATOR STATOR-TEILGRUPPE SUBCONJUNTO DE ESTATOR	1	1402-AS	NUT ECROU MUTTER TUERCA	4
1402-35	INSULATOR SUB-ASSY, MOTOR MOUNTING SOUS-ENS. D'ISOLATEUR ISOLATOR-TEILGRUPPE SUBCONJUNTO DEL AISLADOR	3	1402-AT	BOLT BOULON SCHRAUBE PERNO	4
1402-41	BRACKET, NO.1 SUPPORT TRAGER SOPORTE	1	1402-AU	BOLT BOULON SCHRAUBE PERNO	1
1402-42	BRACKET, NO.2 SUPPORT TRAGER SOPORTE	1	1402-AV	COVER COUVERCLE DECKEL CUBIERTA	1
1402-45	BRACKET, PUMP MOTOR MOUNTING SUPPORT TRAGER SOPORTE	1	1402-AX	CLAMP PINSE KLEMME ABRAZADERA	1

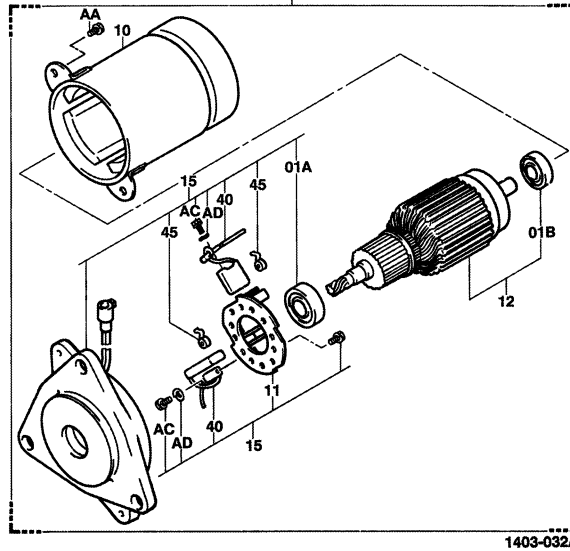
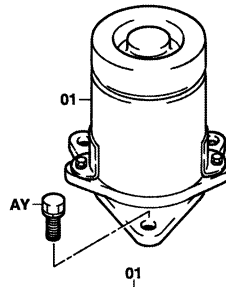
<b>1402</b>		<b>PUMP DRIVE MOTOR</b> <b>MOTEUR D'ENTRAINEMENT DE POMPE</b>		<b>PUMPENANTRIEBSMOTOR</b> <b>MOTOR IMPULSOR DE LA BOMBA</b>	
<b>PART NAME</b> <b>CODE</b>	<b>PART NAME</b>	<b>QTY</b>	<b>PART NAME</b> <b>CODE</b>	<b>PART NAME</b>	<b>QTY</b>
<b>1402-BA</b>	<b>CLAMP</b> ----- PINSE KLEMME ABRAZADERA	<b>1</b>	<b>1402-GH</b>	<b>NUT</b> ----- ECROU MUTTER TUERCA	<b>3</b>
<b>1402-CO</b>	<b>BOLT</b> ----- BOULON SCHRAUBE PERNO	<b>4</b>	<b>1402-GP</b>	<b>COVER, TERMINAL</b> ----- COUVERCLE DECKEL CUBIERTA	<b>1</b>
<b>1402-CR</b>	<b>NUT</b> ----- ECROU MUTTER TUERCA	<b>3</b>			
<b>1402-CU</b>	<b>BOLT</b> ----- BOULON SCHRAUBE PERNO	<b>5</b>			
<b>1402-CZ</b>	<b>NUT</b> ----- ECROU MUTTER TUERCA	<b>5</b>			
<b>1402-DB</b>	<b>PLATE, COVER</b> ----- PLAQUE PLATTE PLACA	<b>1</b>			
<b>1402-DW</b>	<b>PLATE</b> ----- PLAQUE PLATTE PLACA	<b>3</b>			
<b>1402-EH</b>	<b>GEAR, PICK UP</b> ----- PIGNON ZAHNRAD ENGRANAJE	<b>1</b>			
<b>1402-FA</b>	<b>BRACKET</b> ----- SUPPORT TRAGER SOPORTE	<b>1</b>			
<b>1402-GD</b>	<b>RING</b> ----- ANNEAU RING ANILLO	<b>1</b>			

<b>1402</b>		<b>PUMP DRIVE MOTOR</b> <b>MOTEUR D'ENTRAINEMENT DE POMPE</b>		<b>PUMPENANTRIEBSMOTOR</b> <b>MOTOR IMPULSOR DE LA BOMBA</b>	
<b>PART NAME</b> <b>CODE</b>	<b>PART NAME</b>	<b>QTY</b>	<b>PART NAME</b> <b>CODE</b>	<b>PART NAME</b>	<b>QTY</b>

1403

POWER STEERING PUMP DRIVE MOTOR  
MOTEUR D'ENTR DE POMPE DE DIRECTION ASS

LENKHILFSPUMPE  
MOTOR IMPULSOR DE BOMBA DE SERVODIRECCION



1403-032A

1403-032A

1403

POWER STEERING PUMP DRIVE MOTOR  
MOTEUR D'ENTR DE POMPE DE DIRECTION ASS

LENKHILFSPUMPE  
MOTOR IMPULSOR DE BOMBA DE SERVODIRECCION

PART NAME CODE	PART NAME	QTY	PART NAME CODE	PART NAME	QTY
1403-01	MOTOR ASSY, POWER STEERING ENS. DE MOTEUR MOTOR, VOLLST. CONJUNTO DEL MOTOR	1	1403-AC	BOLT BOULON SCHRAUBE PERNO	2
1403-01A	BEARING, POWER STEERING MOTOR ROULEMENT LAGER COJINETE	1	1403-AD	WASHER, SPRING RODELLE UNTERLEGSCHIEBE ARANDELA	2
1403-01B	BEARING ROULEMENT LAGER COJINETE	1	1403-AY	BOLT BOULON SCHRAUBE PERNO	1-2
1403-10	YOKE ASSY, POWER STEERING MOTOR ENS. D'ETRIER JOCH, VOLLST. CONJUNTO DE HORQUILLA	1			
1403-11	HOLDER ASSY, BRUSH ENS. DE SUPPORT DUSENSTOCR, VOLLST. CONJUNTO DE PORTABOQUILLAS	1			
1403-12	ARMATURE ASSY, POWER STEERING ENS. D'ARMATURE ANKER, VOLLST. CONJUNTO DEL INDUCIDO	1			
1403-15	FRAME ASSY, COMMUTATOR ENS. DE CADRE RAHMEN, VOLLST. CONJUNTO DEL BASTIDOR	1			
1403-40	BRUSH, POWER STEERING MOTOR BALAI BURSTE ESCOBILLA	2			
1403-45	SPRING, POWER STEERING MOTOR BRUSH RESSORT FEDER RESORTE	2			
1403-AA	BOLT BOULON SCHRAUBE PERNO	2			



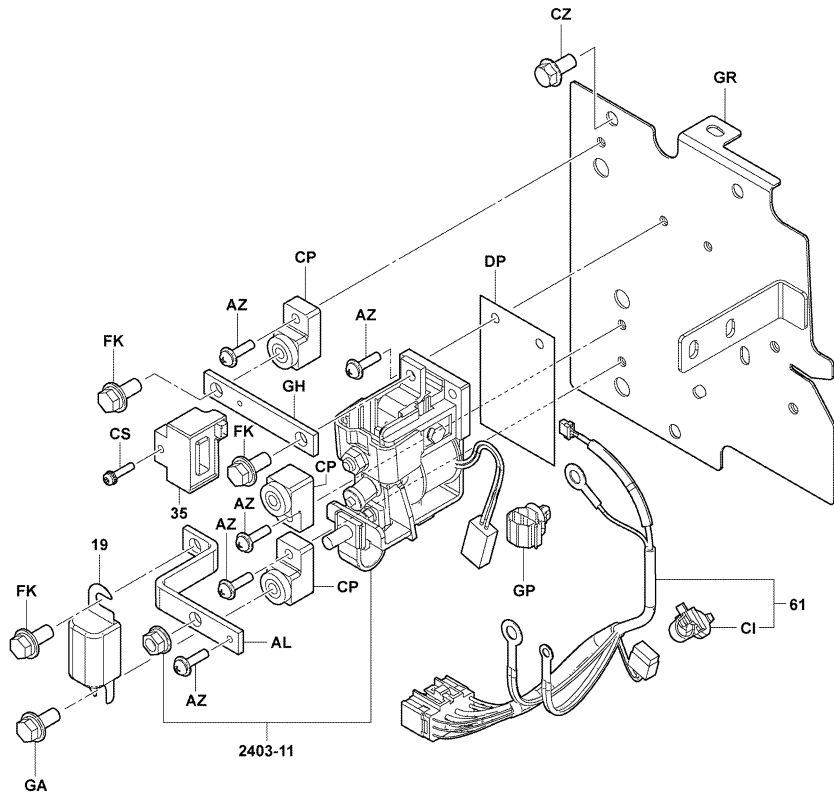
2401		CONTROL PANEL TABLEAU DE COMMANDE		BEDIENTAFEL PANEL DE CONTROL	
PART NAME CODE	PART NAME	QTY	PART NAME CODE	PART NAME	QTY
2401-QB	RUBBER ----- CAOUTCHOUC GUMMI GOMA	1	2401-YD	CONTROLLER ASSY, SUB ----- ENS. DE CONTROLEUR STEUERTEIL, VOLLST. CONJUNTO DEL CONTROLADOR	1
2401-QC	RUBBER ----- CAOUTCHOUC GUMMI GOMA	1			
2401-QV	NUT ----- ECROU MUTTER TUERCA	1			
2401-RJ	MOTOR ASSY, FAN ----- ENS. DE MOTEUR MOTOR, VOLLST. CONJUNTO DEL MOTOR	1			
2401-SM	BOLT ----- BOULON SCHRAUBE PERNO	2			
2401-UU	BRACKET SUB-ASSY ----- SOUS-ENS. DE SUPPORT TRAGER-TEILGRUPPE SUBCONJUNTO DE LA SOPORTE	1			
2401-VX	BOLT ----- BOULON SCHRAUBE PERNO	2			
2401-WE	BOLT ----- BOULON SCHRAUBE PERNO	2			
2401-WQ	BOLT ----- BOULON SCHRAUBE PERNO	2			
2401-XM	BRACKET SUB-ASSY ----- SOUS-ENS. DE SUPPORT TRAGER-TEILGRUPPE SUBCONJUNTO DE LA SOPORTE	1			

2401		CONTROL PANEL TABLEAU DE COMMANDE		BEDIENTAFEL PANEL DE CONTROL	
PART NAME CODE	PART NAME	QTY	PART NAME CODE	PART NAME	QTY

2402

CONTACTOR PANEL  
PANNEAU DE CONTACTEUR

SCH7 ZENTAFEL  
PANEL DEL CONTACTOR



2402-156

2402-156\_

2402

CONTACTOR PANEL  
PANNEAU DE CONTACTEUR

SCH7 ZENTAFEL  
PANEL DEL CONTACTOR

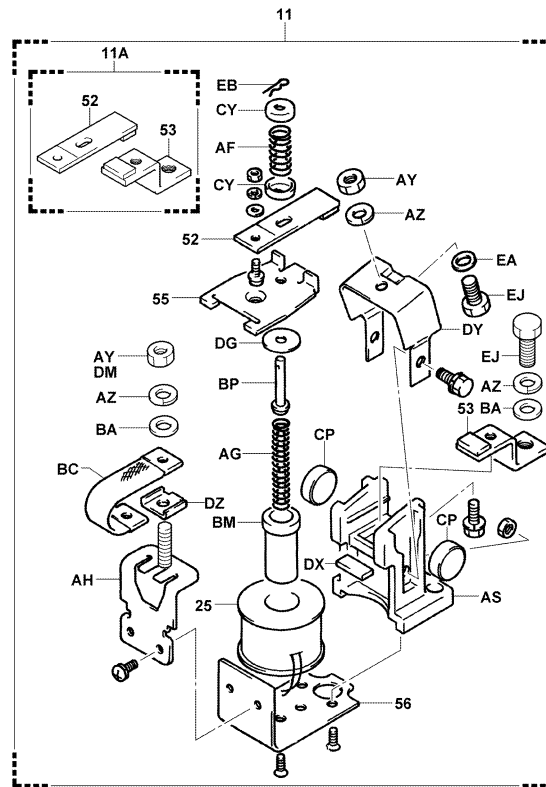
PART NAME CODE	PART NAME	QTY	PART NAME CODE	PART NAME	QTY
2402-19	FUSE ASSY ENS. DE FUSIBLE SICHERUNGS, VOLLST. CONJUNTO DE FUSIBLE	1	2402-FK	BOLT BOULON SCHRAUBE PERNO	3
2402-35	SENSOR SUB-ASSY SOUS-ENS. DE DETECTEUR SENSOR-TEILGRUPPE SUBCONJUNTO DEL SENSOR	1	2402-GA	BOLT BOULON SCHRAUBE PERNO	1
2402-61	HARNESS SUB-ASSY SOUS-ENS. DE FAISCEAU KABELBAUM-TEILGRUPPE SUBCONJUNTO DEL RAMAL DE CABLES	1	2402-GH	BAR SUB-ASSY SOUS-ENS. DE BAR STAB-TEILGRUPPE SUBCONJUNTO DEL BARRA	1
2402-AL	BAR BAR STAB BARRA	1	2402-GP	CLAMP PINSE KLEMME ABRAZADERA	1
2402-AZ	SCREW VIS SCHRAUBE TORNILLO	6	2402-GR	BASE SUB-ASSY SOUS-ENS. DE EMBASE SOCKEL-TEILGRUPPE SUBCONJUNTO DE BASE	1
2402-CI	CLAMP PINSE KLEMME ABRAZADERA	1			
2402-CP	TERMINAL BORNE ANSCHLUSS TERMINAL	3			
2402-CS	SCREW VIS SCHRAUBE TORNILLO	1			
2402-CZ	BOLT BOULON SCHRAUBE PERNO	3			
2402-DP	SHEET TOLE VENTILSITZ LAMINA	1			



2403

CONTACTOR ASSY  
ENS. DE CONTACTEUR

SCHALTSCH7TZ-VOLLST.  
CONJUNTO DEL CONTACTOR



2403-089B

2403-089B

2403

CONTACTOR ASSY  
ENS. DE CONTACTEUR

SCHALTSCH7TZ-VOLLST.  
CONJUNTO DEL CONTACTOR

PART NAME CODE	PART NAME	QTY	PART NAME CODE	PART NAME	QTY
2403-11	CONTACTOR ASSY, SHORT ENS. DE CONTACTEUR SCHALTSCHUTZ, VOLLST. CONJUNTO DE CONTACTOR	1	2403-AS	BASE EMBASE SOCKEL BASE	1
2403-11A	CONTACT SET RESSORT FEDER RESORTE	1	2403-AY	NUT ECROU MUTTER TUERCA	1
2403-25	COIL SUB-ASSY SOUS-ENS. DE BOBINE SPULE-TEILGRUPPE SUBCONJUNTO DE BOBINA	1	2403-AZ	WASHER, SPRING RODELLE UNTERLEGSCHIEBE ARANDELA	2
2403-52	CONTACT, MOVING CONTACT KONTAKT CONTACTO	1	2403-BA	WASHER, PLATE RODELLE UNTERLEGSCHIEBE ARANDELA	1
2403-53	CONTACT, STATIONARY CONTACT KONTAKT CONTACTO	1	2403-BC	WIRING FAISCEWAW DE RILE VERKABELUNG CONEXIONES	1
2403-55	ARMATURE ARMATURE ANKER INDUCIDO	1	2403-BM	CORE NOYAU KERN NUCLEO	1
2403-56	FRAME CADRE RAHMEN BASTIDOR	1	2403-BP	PIN GOUPILLE STIFT PASADOR	1
2403-AF	SPRING, NO.1 RESSORT FEDER RESORTE	1	2403-CP	MAGNET AIMANT MAGNET MAGNETO	2
2403-AG	SPRING, NO.2 RESSORT FEDER RESORTE	1	2403-CY	HOLDER SUPPORT DUSENSTOCR SOPORTE PORTADOR	2
2403-AH	TERMINAL BORNE ANSCHLUSS TERMINAL	1	2403-DG	SHEET TOLE VENTILSITZ LAMINA	1

<b>2403</b>		<b>CONTACTOR ASSY ENS. DE CONTACTEUR</b>		<b>SCHALTSCHJ TZ-VOLLST. CONJUNTO DEL CONTACTOR</b>	
<b>PART NAME CODE</b>	<b>PART NAME</b>	<b>QTY</b>	<b>PART NAME CODE</b>	<b>PART NAME</b>	<b>QTY</b>
<b>2403-DM</b>	<b>NUT</b> ----- ECROU MUTTER TUERCA	<b>1</b>			
<b>2403-DX</b>	<b>PACKING</b> ----- CALE DICHTUNG EMPAQUETADURA	<b>1</b>			
<b>2403-DY</b>	<b>YOKE</b> ----- ETRIER JOCH HOROQUILLA	<b>1</b>			
<b>2403-DZ</b>	<b>WASHER, LOCK</b> ----- RODELLE UNTERLEGSCHIEBE ARANDELA	<b>1</b>			
<b>2403-EA</b>	<b>SPACER</b> ----- ENTRETOISE DISTANZSTUECK SEPARADOR	<b>1</b>			
<b>2403-EB</b>	<b>PIN, SNAP</b> ----- GOUPILLE STIFT PASADOR	<b>1</b>			
<b>2403-EJ</b>	<b>BOLT</b> ----- BOULON SCHRAUBE PERNO	<b>1</b>			

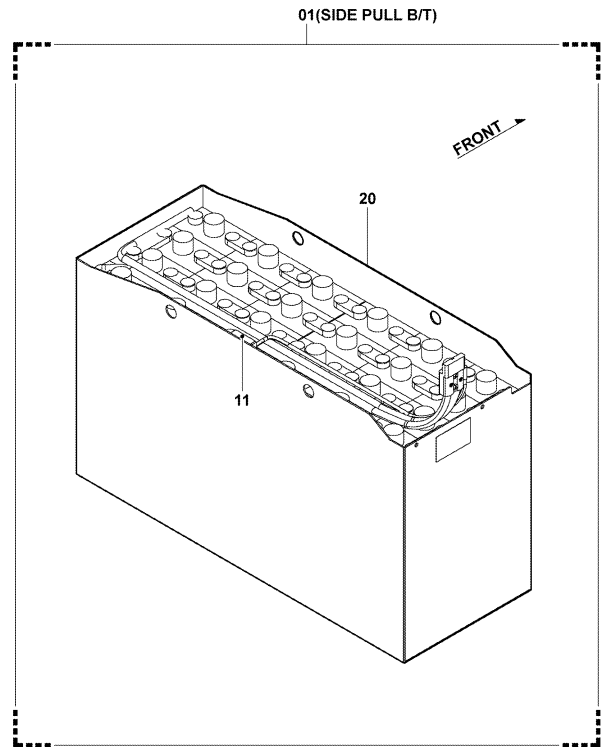
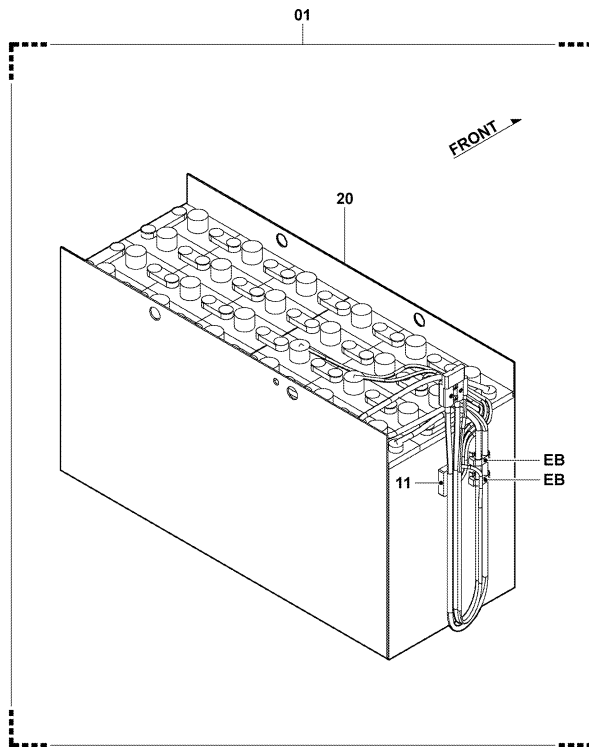
<b>2403</b>		<b>CONTACTOR ASSY ENS. DE CONTACTEUR</b>		<b>SCHALTSCHJ TZ-VOLLST. CONJUNTO DEL CONTACTOR</b>	
<b>PART NAME CODE</b>	<b>PART NAME</b>	<b>QTY</b>	<b>PART NAME CODE</b>	<b>PART NAME</b>	<b>QTY</b>

2501

BATTERY  
BATTERIE

BATTERIE  
BATERIA

10,13,14,15,18,S10,S13,S14,S15,S18 [1/2, ASSY]



2501-555

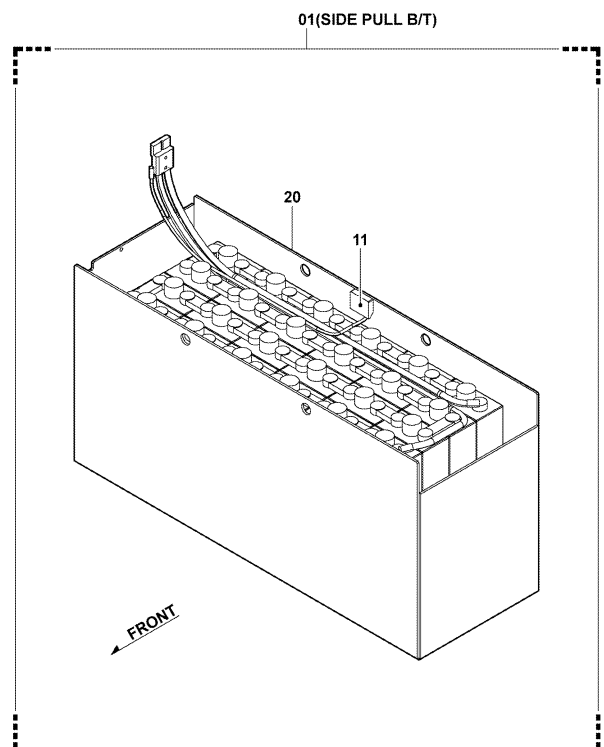
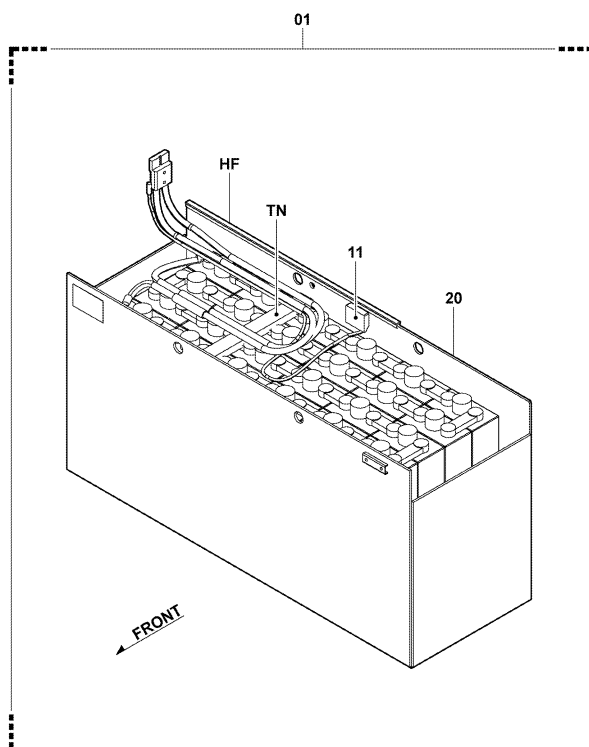
2501-555\_

2501

BATTERY  
BATTERIE

BATTERIE  
BATERIA

20,25,S20 [1/2, ASSY]



2501-559

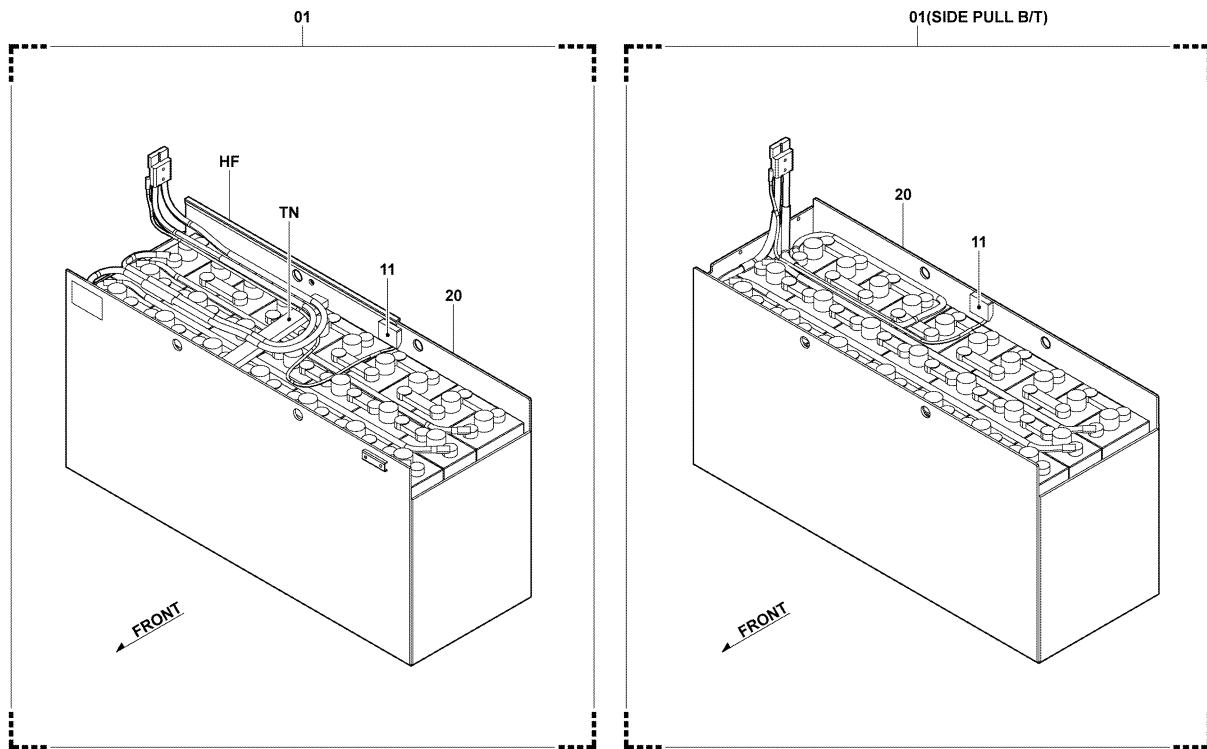
2501-559\_

2501

BATTERY  
BATTERIE

BATTERIE  
BATERIA

30,S25 [1/2, ASSY]



2501-560

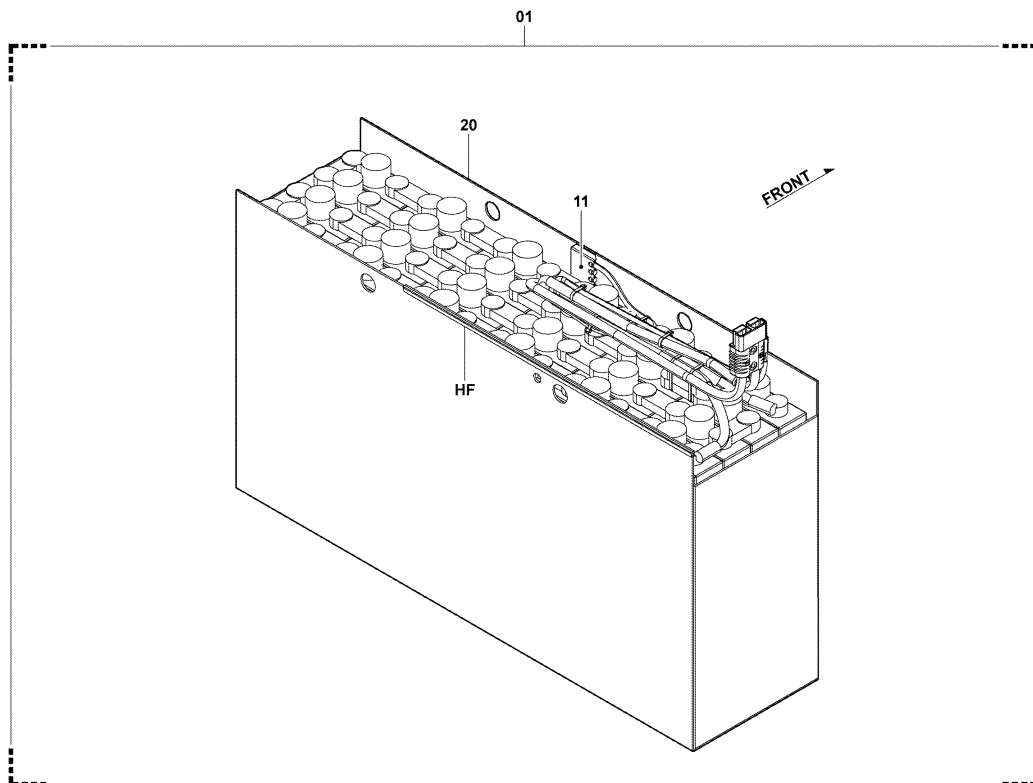
2501-560\_

2501

BATTERY  
BATTERIE

BATTERIE  
BATERIA

K9,K10,K13 [1/2, ASSY]



2501-561

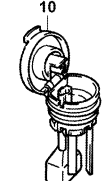
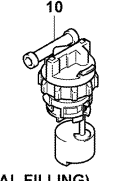

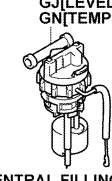
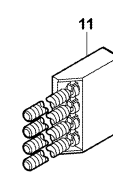

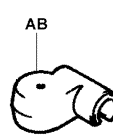
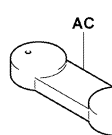
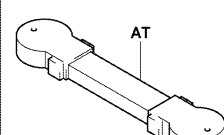
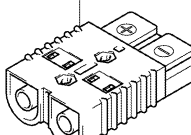
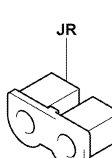
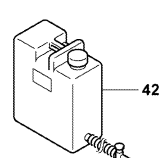
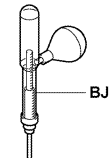
2501-561\_

2501

BATTERY  
BATTERIE

BATTERIE  
BATERIA

[2/2, GS YUASA]

	 (CENTRAL FILLING)	 GJ[LEVEL] GN[TEMPERATURE]	 GJ[LEVEL] GN[TEMPERATURE]	
				
	 (CENTRAL FILLING)	 (CENTRAL FILLING)		

2501-557

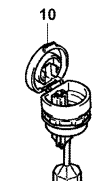
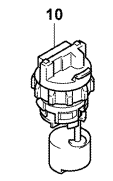
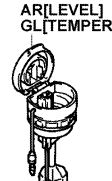
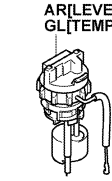
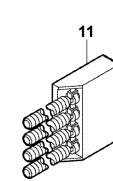
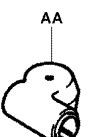
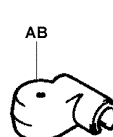
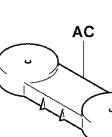
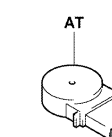
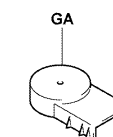
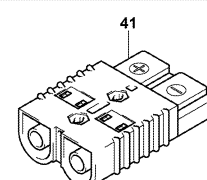
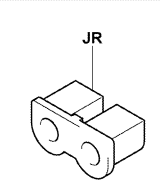
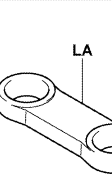
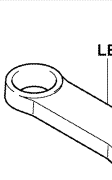
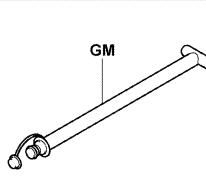
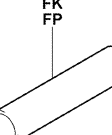
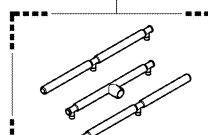
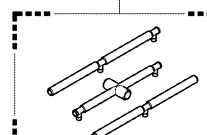
2501-557\_

2501

BATTERY  
BATTERIE

BATTERIE  
BATERIA

[2/2, HITACHI CHEMICAL]

	 (CENTRAL FILLING)	 AR[LEVEL] GL[TEMPERATURE]	 AR[LEVEL] GL[TEMPERATURE]	
				
				 (CENTRAL FILLING)
 FK FP (CENTRAL FILLING)	 DN (CENTRAL FILLING)	 GI (CENTRAL FILLING)		

2501-556

2501-556\_

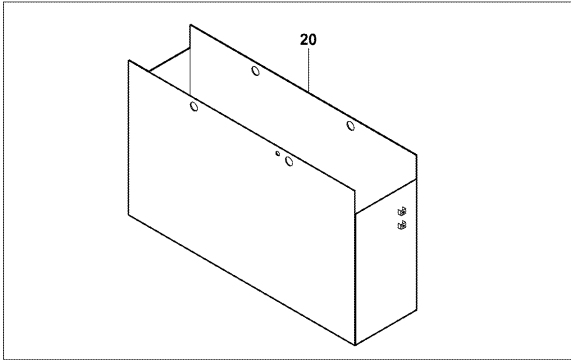
2501

BATTERY  
BATTERIE

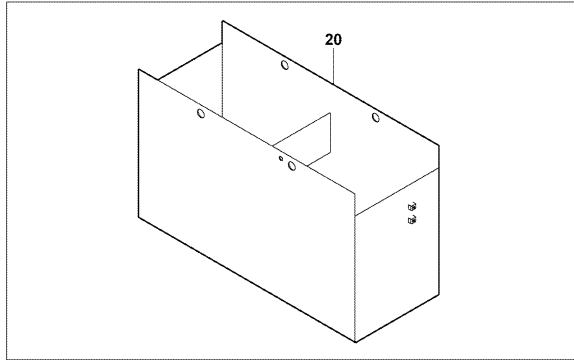
BATTERIE  
BATERIA

(BATT.CASE&COVER)

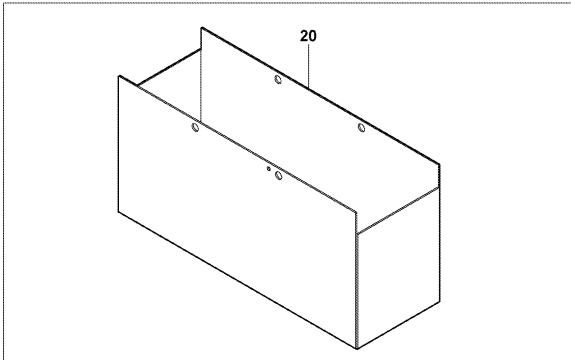
10, 13



15, 18



20, 25, 30, S20, S25



2501-514A

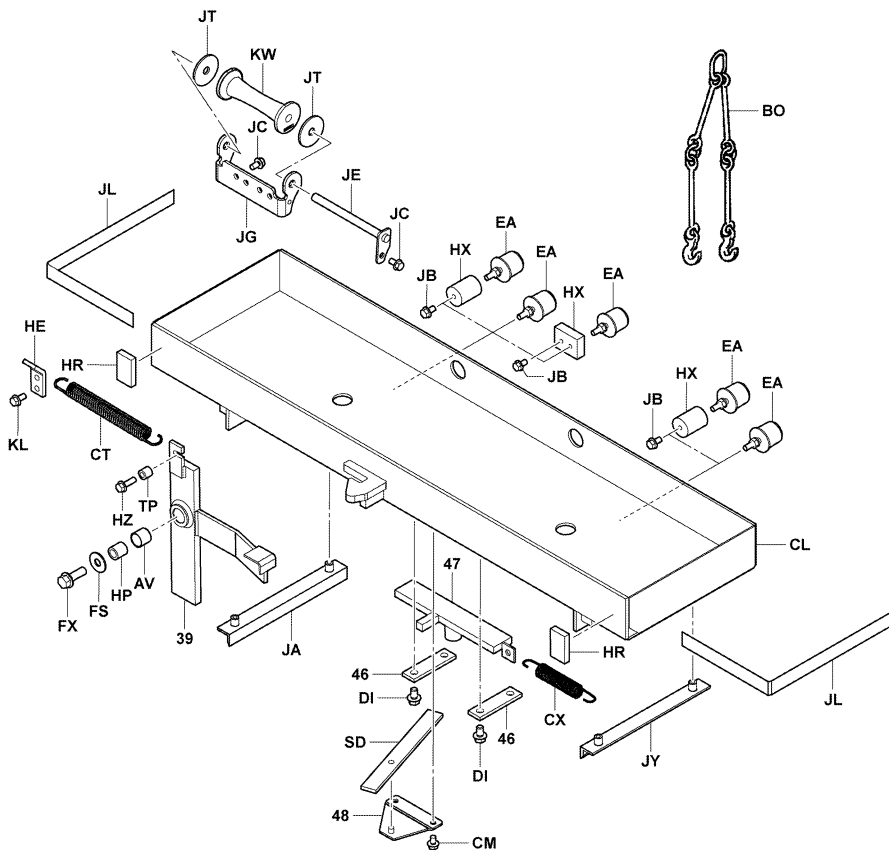
2501-514A

2501

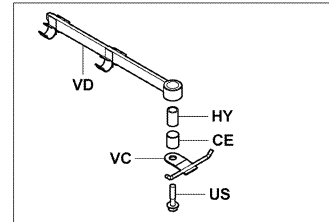
BATTERY  
BATTERIE

BATTERIE  
BATERIA

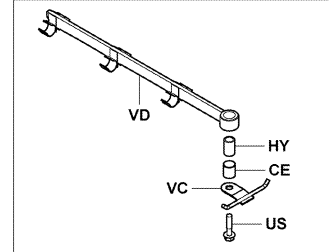
[BATTERY TRAY]



K9, K10, K13



20, 25, 30, S20, S25



2501-537A

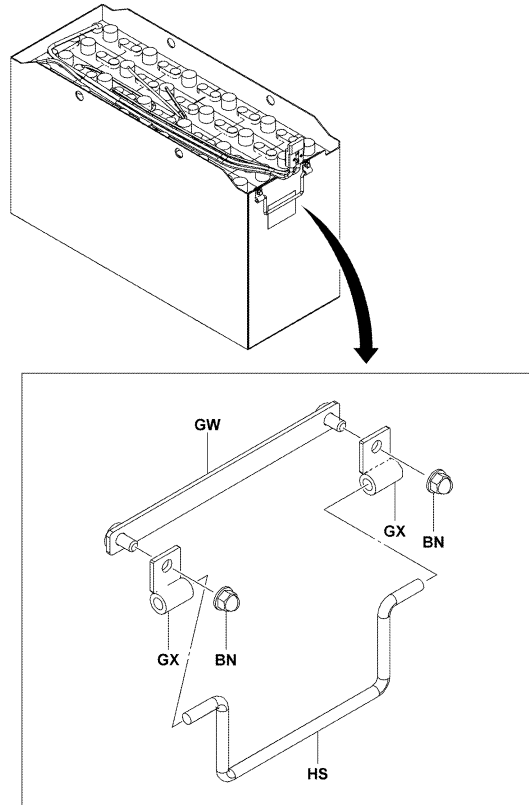
2501-537A

**2501**

**BATTERY  
BATTERIE**

**BATTERIE  
BATERIA**

(BATTERY HANDLE) [BATTERY HANDLE]



2501-433

2501-433\_

**2501**

**BATTERY  
BATTERIE**

**BATTERIE  
BATERIA**

PART NAME CODE	PART NAME	QTY	PART NAME CODE	PART NAME	QTY
2501-01	BATTERY ASSY, W/CASE ENS. DE BATTERIE BATTERIE-VOLLST. CONJUNTO DE LA BATERIA	1	2501-AA	COVER, TERMINAL, LH COUVERCLE DECKEL CUBIERTA	1-6
2501-10	PLUG ASSY, VENT ENS. D'BOUCHON STOPFEN, VOLLST. CONJUNTO DEL TAPON	1-22	2501-AB	COVER, TERMINAL, RH COUVERCLE DECKEL CUBIERTA	1-2
2501-11	SENSOR ASSY, LEVEL ENS. DE DETECTEUR SENSOR, VOLLST. CONJUNTO DEL SENSOR	1	2501-AC	COVER, TERMINAL COUVERCLE DECKEL CUBIERTA	1-20
2501-20	CASE SUB-ASSY, BATTERY SOUS-ENS. DE CARTER GEHAUSE-TEILGRUPPE SUBCONJUNTO DE LA CAJA	1	2501-AD	PLUG, VENT BOUCHON STOPFEN TAPON	1-2
2501-39	LEVER SUB-ASSY, BATTERY LOCK SOUS-ENS. DE LEVIER HEBEL-TEILGRUPPE SUBCONJUNTO DE LA PALANCA	1	2501-AR	PLUG, VENT BOUCHON STOPFEN TAPON	1
2501-41	PLUG, BATTERY BOUCHON STOPFEN TAPON	1	2501-AT	COVER, TERMINAL COUVERCLE DECKEL CUBIERTA	1-10
2501-42	TANK ASSY, W/HOSE & COCK ENS. DE RESERVOIR TANK, VOLLST. CONJUNTO DEL DEPOSITO	1	2501-AV	BUSHING BAGUE BUCHSE BUJE	1
2501-46	PLATE PLAQUE PLATTE PLACA	1-2	2501-BJ	METER ASSY, HYDRO SAILING ENS. DE COMPTEUR INSTRUMENTEN, VOLLST. CONJUNTO DEL MEDIDOR	1
2501-47	BAR SUB-ASSY, BATTERY SOUS-ENS. DE BAR STAB-TEILGRUPPE SUBCONJUNTO DEL BARRA	1	2501-BN	NUT ECROU MUTTER TUERCA	2-3
2501-48	HOLDER SUB-ASSY, LINK SOUS-ENS. DE SUPPORT DUSENSTOCR-TEILGRUPPE SUBCONJUNTO DE PORTABOQUILLAS	1	2501-BO	HANGER BRIDE DE SUPPORT AUFHANGUNG COLGADOR	2

2501		BATTERY BATTERIE	BATTERIE BATERIA		
PART NAME CODE	PART NAME	QTY	PART NAME CODE	PART NAME	QTY
2501-CE	BUSHING ----- BAGUE BUCHSE BUJE	1	2501-EB	CLAMP ----- PINSE KLEMME ABRAZADERA	1-2
2501-CL	TRAY SUB-ASSY, BATTERY ----- SOUS-ENS. DE SUPPORT TROG-TEILGRUPPE SUBCONJUNTO DE LA BANDEJA	1	2501-FK	PIPE ----- TUYAU ROHR TUBO	2
2501-CM	BOLT ----- BOULON SCHRAUBE PERNO	1-2	2501-FP	PIPE ----- TUYAU ROHR TUBO	1-2
2501-CT	SPRING ----- RESSORT FEDER RESORTE	1	2501-FS	WASHER, PLATE ----- RODELLE UNTERLEGSCHIEBE ARANDELA	1
2501-CX	SPRING ----- RESSORT FEDER RESORTE	1	2501-FX	BOLT ----- BOULON SCHRAUBE PERNO	1
2501-DE	COVER, CONNECTOR ----- COUVERCLE DECKEL CUBIERTA	1-10	2501-GA	COVER, TERMINAL ----- COUVERCLE DECKEL CUBIERTA	1-11
2501-DG	CONNECTOR ----- CONNECTEUR STECKVERBINDER CONECTOR	1-3	2501-GI	PLUG ----- BOUCHON STOPFEN TAPON	1-2
2501-DI	BOLT ----- BOULON SCHRAUBE PERNO	1-4	2501-GJ	VENT ASSY, PLUG ----- ENS. DE EVENT ENTLUFTUNG, VOLLST. REJILLA DE VENTILACION	1
2501-DN	PLUG ----- BOUCHON STOPFEN TAPON	1	2501-GL	PLUG, VENT ----- BOUCHON STOPFEN TAPON	1
2501-EA	CUSHION ----- COUSSIN POLSTER ALMOHADILLA	1-2	2501-GM	PLUG ----- BOUCHON STOPFEN TAPON	1

2501		BATTERY BATTERIE	BATTERIE BATERIA		
PART NAME CODE	PART NAME	QTY	PART NAME CODE	PART NAME	QTY
2501-GN	VENT ASSY, PLUG ----- ENS. DE EVENT ENTLUFTUNG, VOLLST. REJILLA DE VENTILACION	1	2501-HZ	BOLT ----- BOULON SCHRAUBE PERNO	1
2501-GW	BRACKET SUB-ASSY ----- SOUS-ENS. DE SUPPORT TRAGER-TEILGRUPPE SUBCONJUNTO DE LA SOPORTE	1	2501-JA	RAIL ----- RAIL SCHIENE RIEL	1-99
2501-GX	BRACKET SUB-ASSY ----- SOUS-ENS. DE SUPPORT TRAGER-TEILGRUPPE SUBCONJUNTO DE LA SOPORTE	2	2501-JB	BOLT ----- BOULON SCHRAUBE PERNO	1-2
2501-HE	PLATE ----- PLAQUE PLATTE PLACA	1	2501-JC	BOLT ----- BOULON SCHRAUBE PERNO	1-3
2501-HF	RAIL ----- RAIL SCHIENE RIEL	1	2501-JE	GUIDE SUB-ASSY ----- SOUS-ENS. DE GUIDE FUHRUNGS-TEILGRUPPE SUBCONJUNTO DE GUIA	1
2501-HP	COLLAR ----- COLLIER BUCHSE COLLAR	1	2501-JG	GUIDE SUB-ASSY ----- SOUS-ENS. DE GUIDE FUHRUNGS-TEILGRUPPE SUBCONJUNTO DE GUIA	1
2501-HR	SPONGE ----- EPONGE SCHWAMM ESPONJA	1-2	2501-JL	SHEET ----- TOLE VENTILSITZ LAMINA	1-2
2501-HS	BAR ----- BAR STAB BARRA	1	2501-JR	BUSHING ----- BAGUE BUCHSE BUJE	1-2
2501-HX	SPACER ----- ENTRETOISE Distanzstuck SEPARADOR	1-2	2501-JT	WASHER, PLATE ----- RODELLE UNTERLEGSCHIEBE ARANDELA	1-2
2501-HY	COLLAR ----- COLLIER BUCHSE COLLAR	1	2501-JY	RAIL ----- RAIL SCHIENE RIEL	1-99



<b>2501</b>		<b>BATTERY BATTERIE</b>		<b>BATTERIE BATERIA</b>	
<b>PART NAME CODE</b>	<b>PART NAME</b>	<b>QTY</b>	<b>PART NAME CODE</b>	<b>PART NAME</b>	<b>QTY</b>
<b>2501-KL</b>	<b>BOLT</b> ----- BOULON SCHRAUBE PERNO	<b>1-2</b>			
<b>2501-KW</b>	<b>GUIDE</b> ----- GUIDE F7 HRUNG GUIA	<b>1</b>			
<b>2501-LA</b>	<b>CONNECTOR</b> ----- CONNECTEUR STECKVERBINDER CONECTOR	<b>1-20</b>			
<b>2501-LB</b>	<b>CONNECTOR</b> ----- CONNECTEUR STECKVERBINDER CONECTOR	<b>1-10</b>			
<b>2501-SD</b>	<b>PLATE</b> ----- PLAQUE PLATTE PLACA	<b>1</b>			
<b>2501-TN</b>	<b>SPONGE</b> ----- EPONGE SCHWAMM ESPONJA	<b>1</b>			
<b>2501-TP</b>	<b>SPACER</b> ----- ENTRETOISE DISTANZST7 CK SEPARADOR	<b>1</b>			
<b>2501-US</b>	<b>BOLT</b> ----- BOULON SCHRAUBE PERNO	<b>1</b>			
<b>2501-VC</b>	<b>GUIDE SUB-ASSY</b> ----- SOUS-ENS. DE GUIDE FUHRUNGS-TEILGRUPPE SUBCONJUNTO DE GUIA	<b>1</b>			
<b>2501-VD</b>	<b>GUIDE SUB-ASSY</b> ----- SOUS-ENS. DE GUIDE FUHRUNGS-TEILGRUPPE SUBCONJUNTO DE GUIA	<b>1</b>			

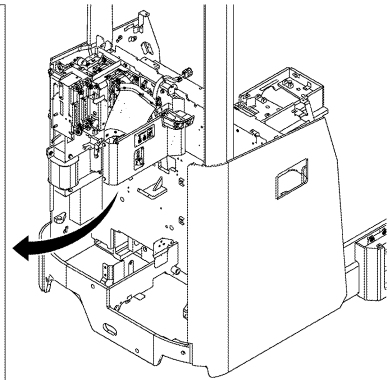
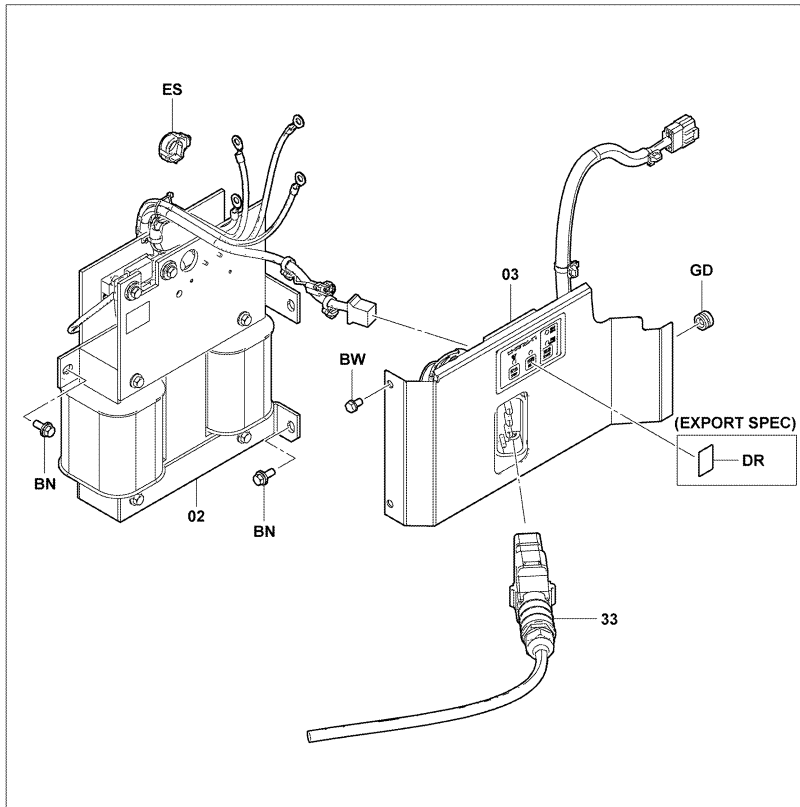
<b>2501</b>		<b>BATTERY BATTERIE</b>		<b>BATTERIE BATERIA</b>	
<b>PART NAME CODE</b>	<b>PART NAME</b>	<b>QTY</b>	<b>PART NAME CODE</b>	<b>PART NAME</b>	<b>QTY</b>

2511

BATTERY MOUNT CHARGER  
CHARGEUR DE BATTERIE MONTE

BATTERIELADEGERÄT, EINGEBAUT  
CARGADOR DE BATERIAS MONTADO

[ASSY & MOUNT]



2511-119

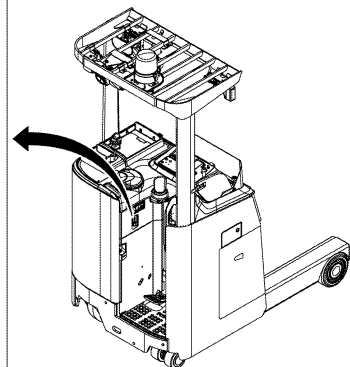
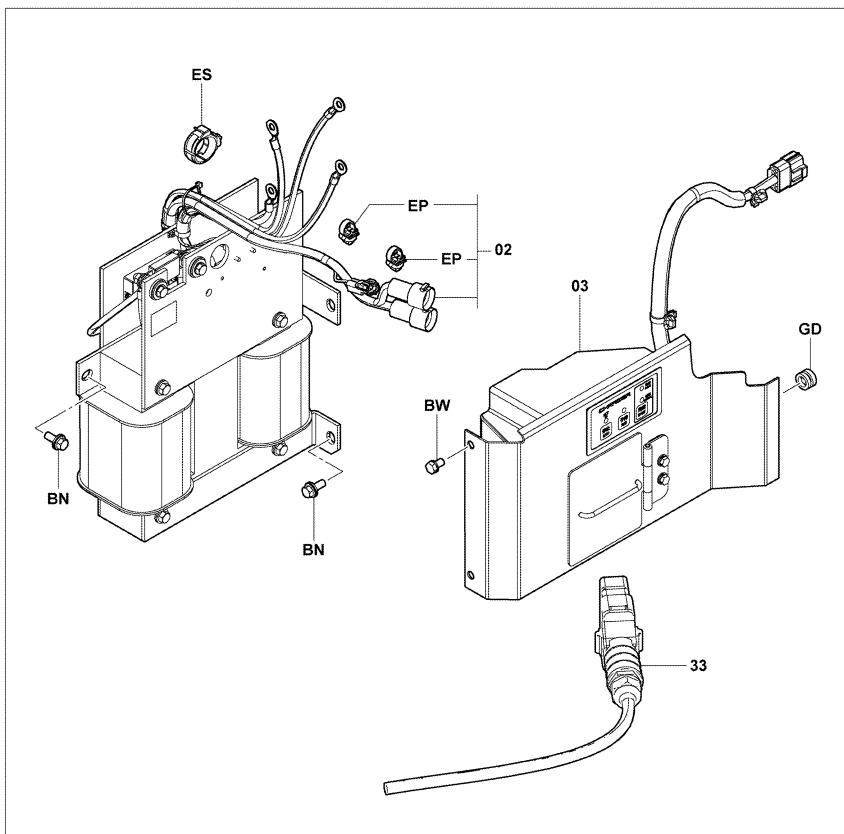
2511-119\_

2511

BATTERY MOUNT CHARGER  
CHARGEUR DE BATTERIE MONTE

BATTERIELADEGERÄT, EINGEBAUT  
CARGADOR DE BATERIAS MONTADO

(COLD STORAGE..ON-TRUCK 200V-3) [ASSY & MOUNT]



2511-122

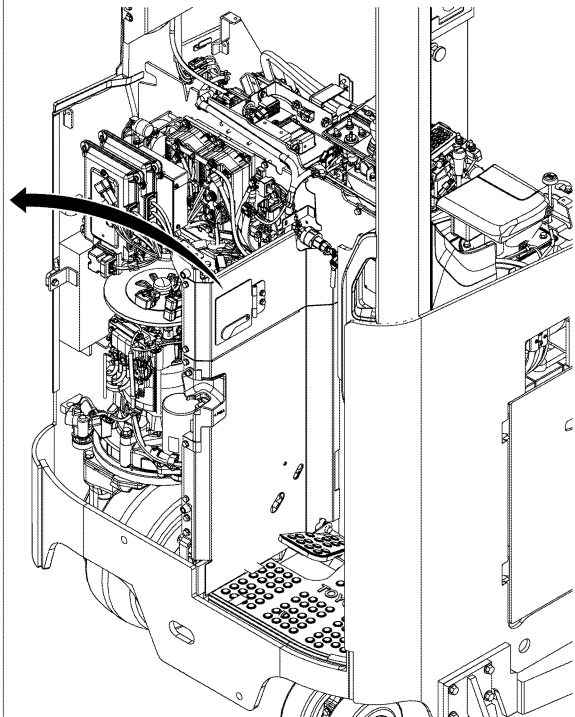
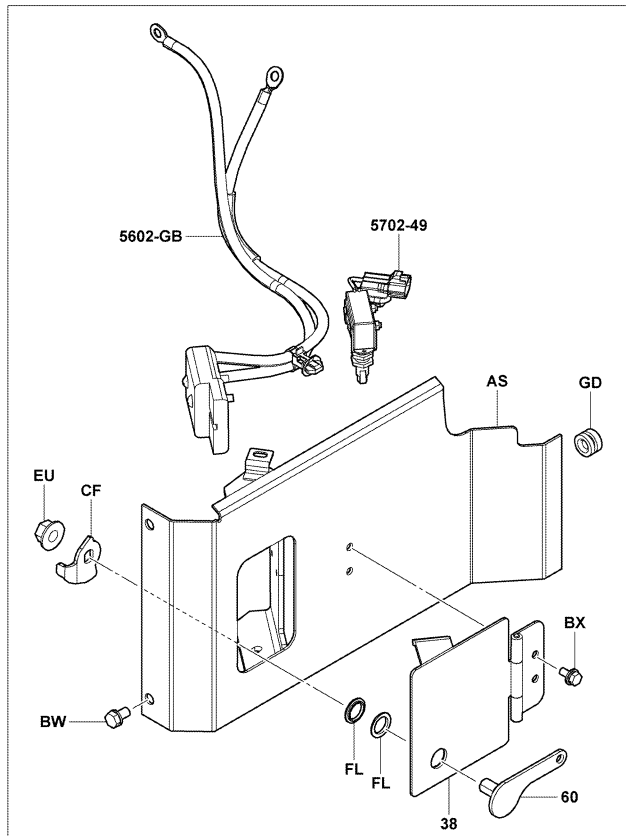
2511-122\_

2511

BATTERY MOUNT CHARGER  
CHARGEUR DE BATTERIE MONTE

BATTERIELADEGERÄT, EINGEBAUT  
CARGADOR DE BATERIAS MONTADO

(CHG PULG IN OPE) [ASSY & MOUNT]



2511-117

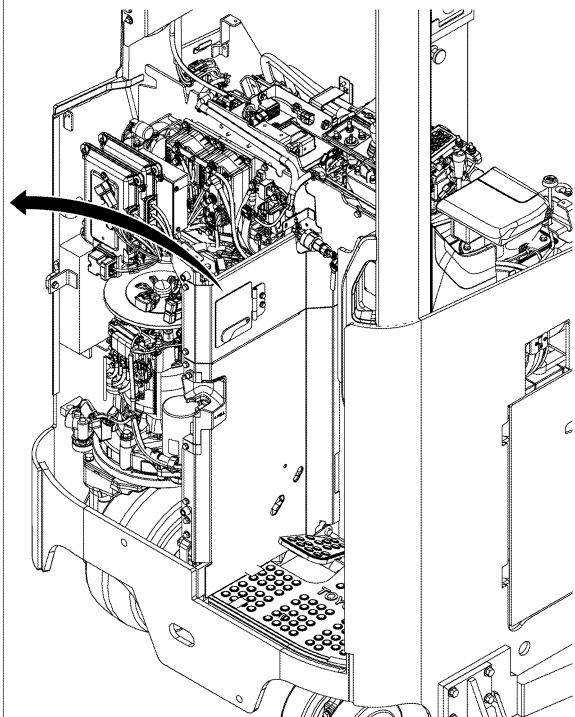
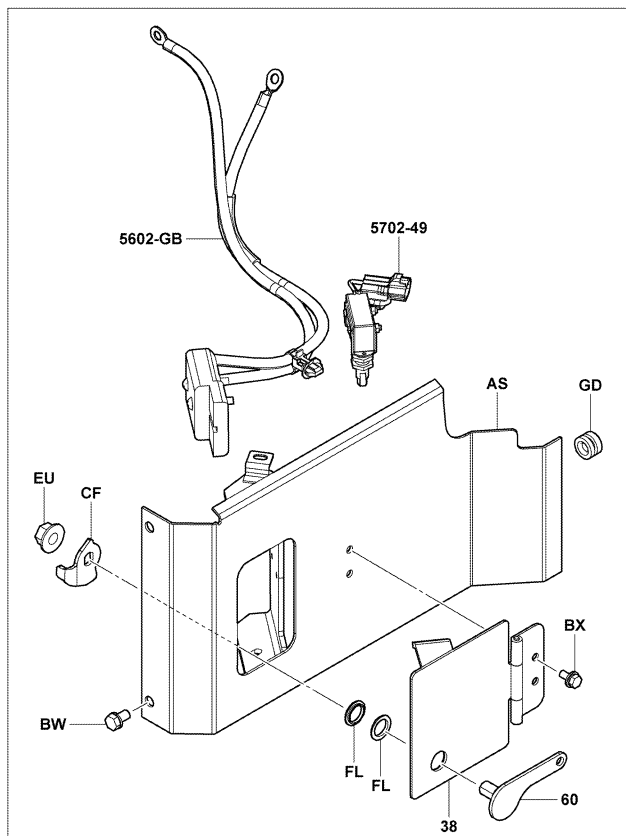
2511-117\_

2511

BATTERY MOUNT CHARGER  
CHARGEUR DE BATTERIE MONTE

BATTERIELADEGERÄT, EINGEBAUT  
CARGADOR DE BATERIAS MONTADO

(COLD STORAGE..OFF-TRUCK200V-3, OFF-TRUCK 400V, CHARGER LESS)



2511-117

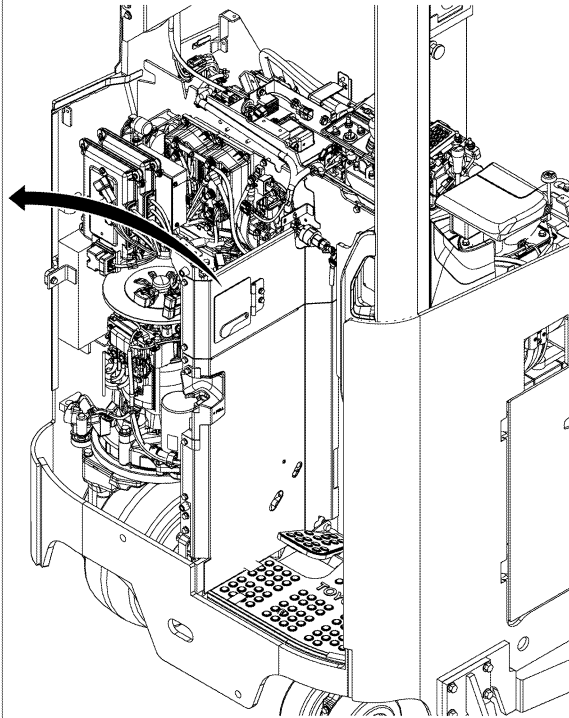
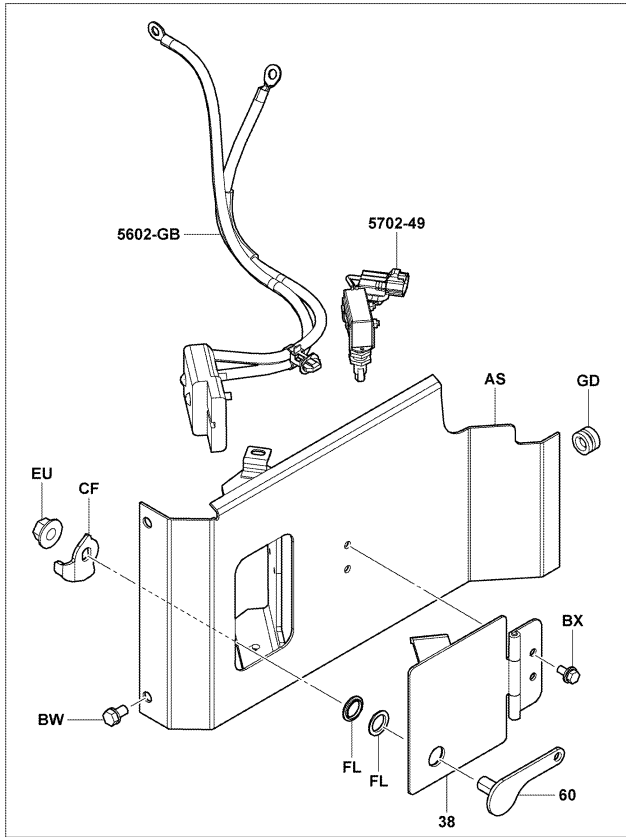
2511-117\_

2511

BATTERY MOUNT CHARGER  
CHARGEUR DE BATTERIE MONTE

BATTERIELADEGERÄT, EINGEBAUT  
CARGADOR DE BATERIAS MONTADO

(ULTRA COLD..OFF-TRUCK200V-3, OFF-TRUCK 400V, CHARGER LESS)



2511-117

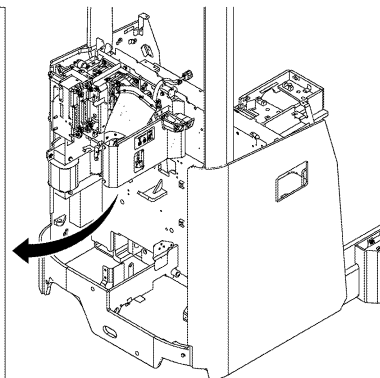
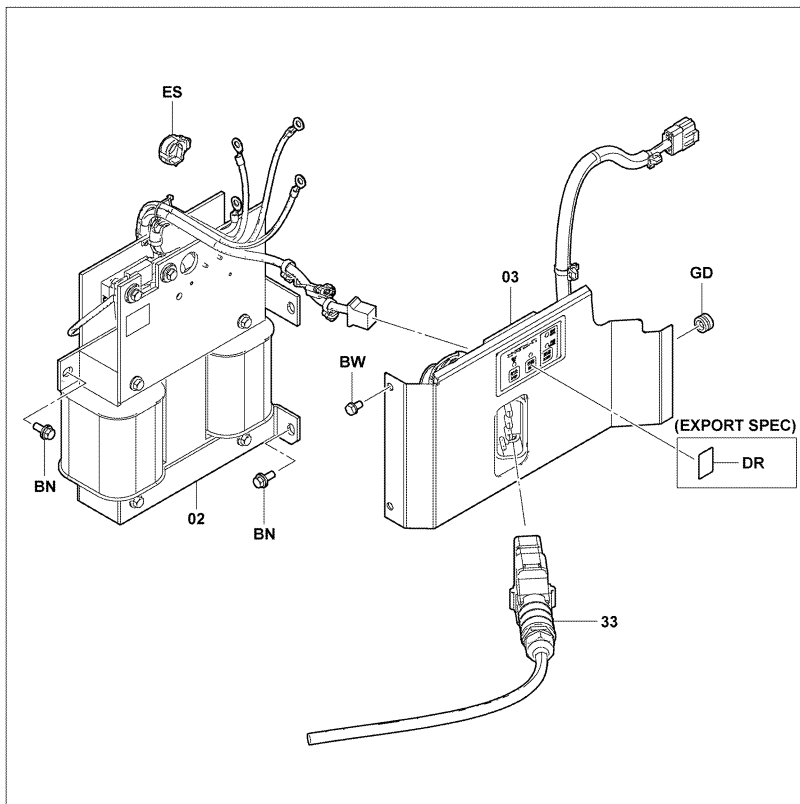
2511-117\_

2511

BATTERY MOUNT CHARGER  
CHARGEUR DE BATTERIE MONTE

BATTERIELADEGERÄT, EINGEBAUT  
CARGADOR DE BATERIAS MONTADO

(CHG PULG IN OPE) [DEL]



2511-119

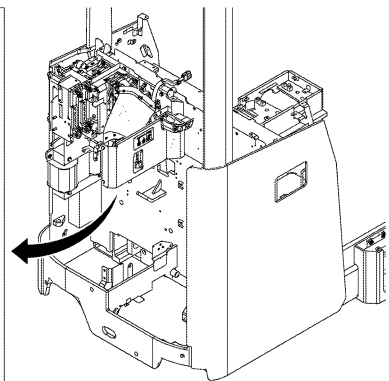
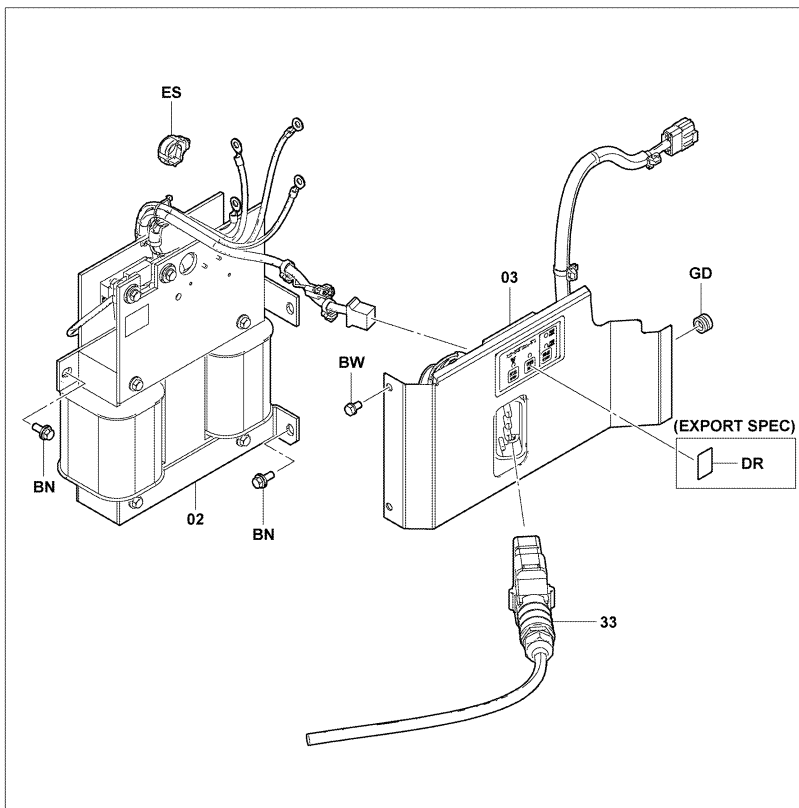
2511-119\_

2511

BATTERY MOUNT CHARGER  
CHARGEUR DE BATTERIE MONTE

BATTERIELADEGERÄT, EINGEBAUT  
CARGADOR DE BATERIAS MONTADO

(COLD STORAGE..OFF-TRUCK200V-3, OFF-TRUCK 400V, CHARGER LESS



2511-119

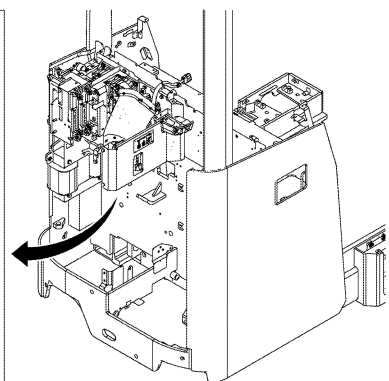
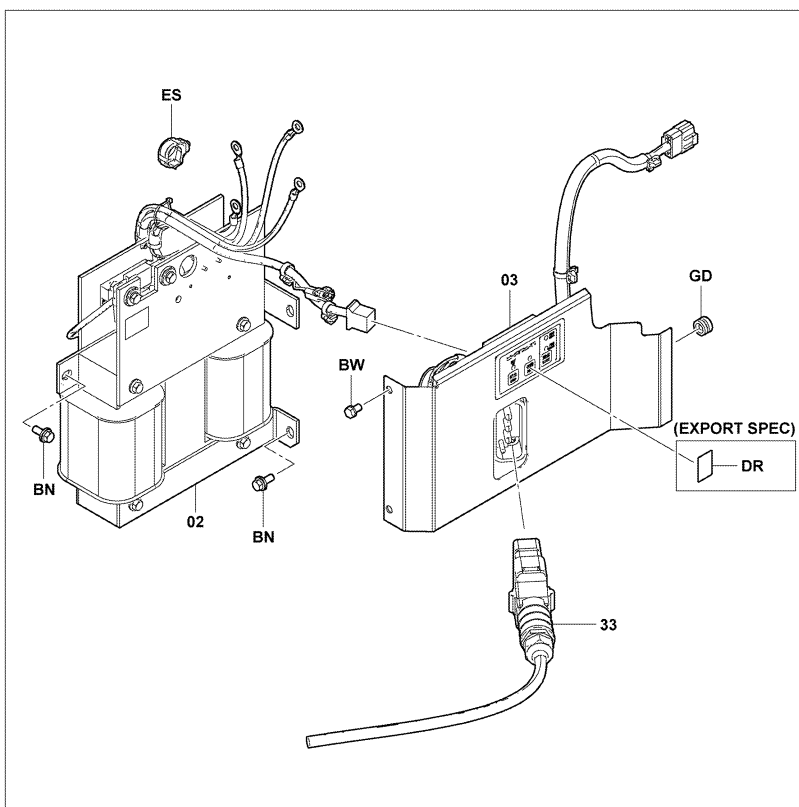
2511-119\_

2511

BATTERY MOUNT CHARGER  
CHARGEUR DE BATTERIE MONTE

BATTERIELADEGERÄT, EINGEBAUT  
CARGADOR DE BATERIAS MONTADO

(COLD STORAGE..ON-TRUCK 200V-3) [DEL]



2511-119

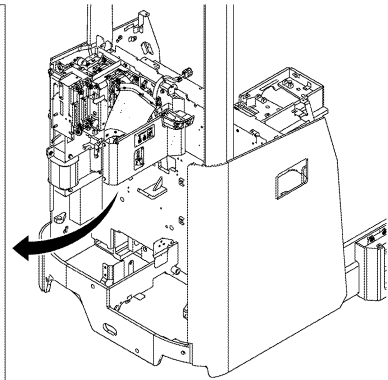
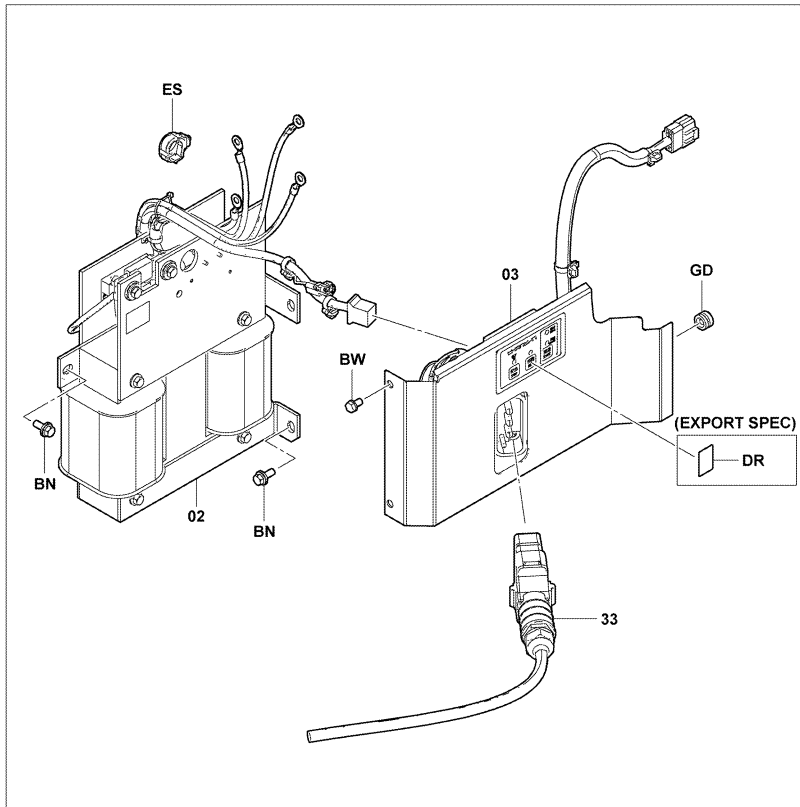
2511-119\_

2511

BATTERY MOUNT CHARGER  
CHARGEUR DE BATTERIE MONTE

BATTERIELADEGERÄT, EINGEBAUT  
CARGADOR DE BATERIAS MONTADO

(OFF-TRUCK200V-3, OFF-TRUCK 400V, CHARGER LESS) [DEL]



2511-119

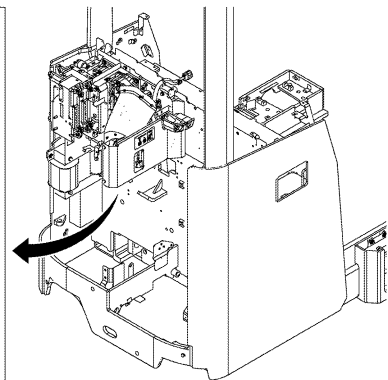
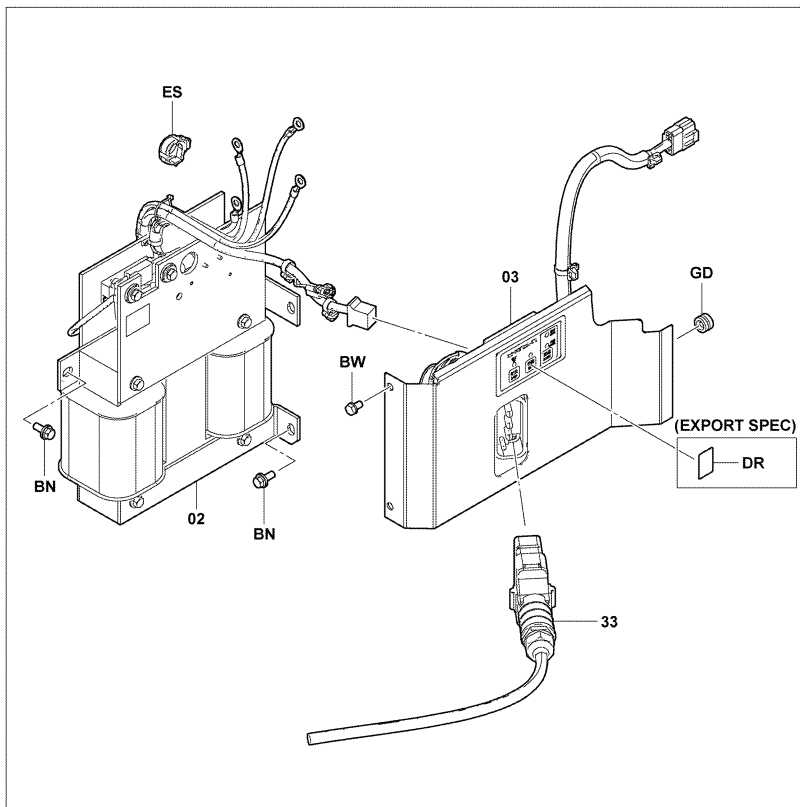
2511-119\_

2511

BATTERY MOUNT CHARGER  
CHARGEUR DE BATTERIE MONTE

BATTERIELADEGERÄT, EINGEBAUT  
CARGADOR DE BATERIAS MONTADO

(ULTRA COLD..OFF-TRUCK200V-3, OFF-TRUCK 400V, CHARGER LESS)



2511-119

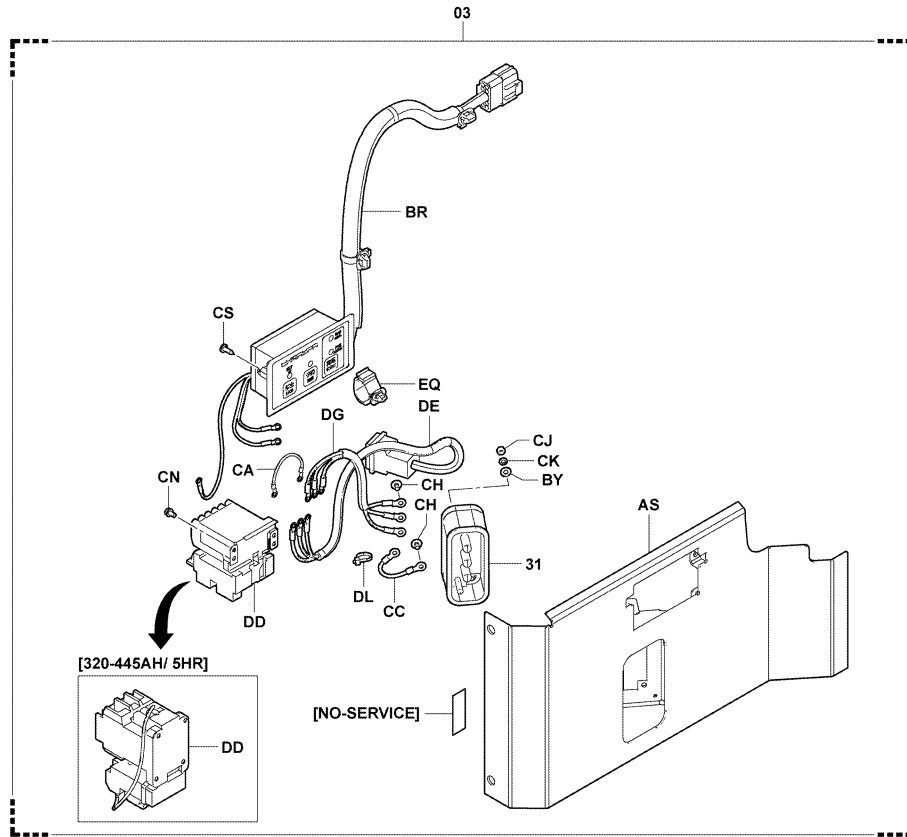
2511-119\_

2511

BATTERY MOUNT CHARGER  
CHARGEUR DE BATTERIE MONTE

BATTERIELADEGERÄT, EINGEBAUT  
CARGADOR DE BATERIAS MONTADO

[CHARGER PANEL]



2511-120

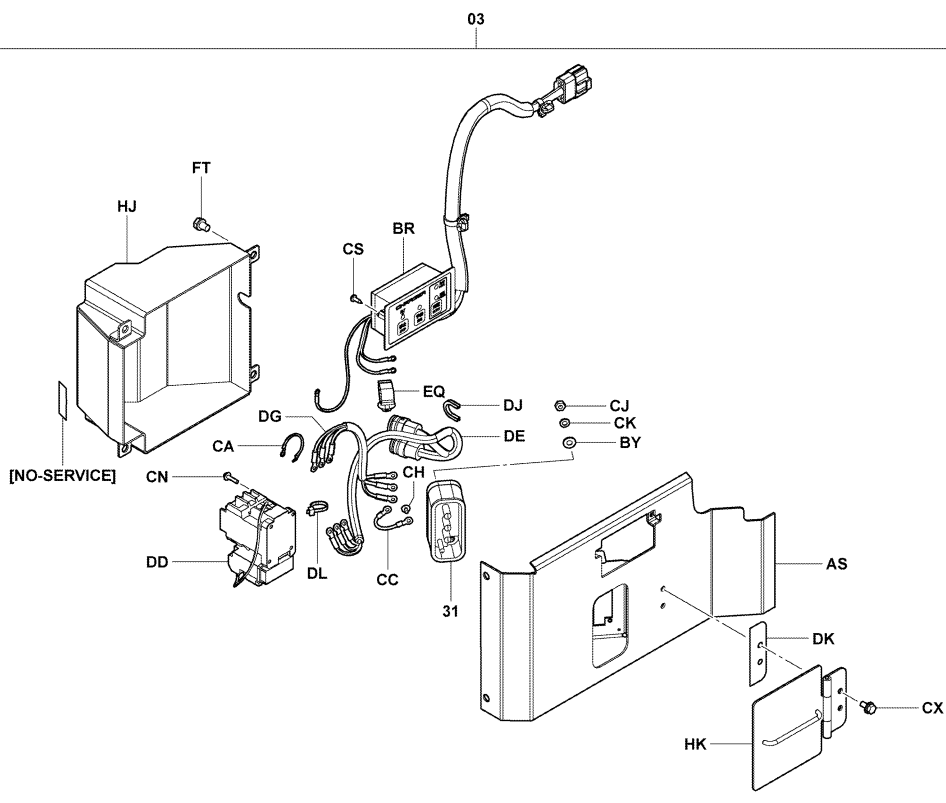
2511-120\_

2511

BATTERY MOUNT CHARGER  
CHARGEUR DE BATTERIE MONTE

BATTERIELADEGERÄT, EINGEBAUT  
CARGADOR DE BATERIAS MONTADO

(COLD STORAGE..ON-TRUCK 200V-3) [CHARGER PANEL]



2511-123

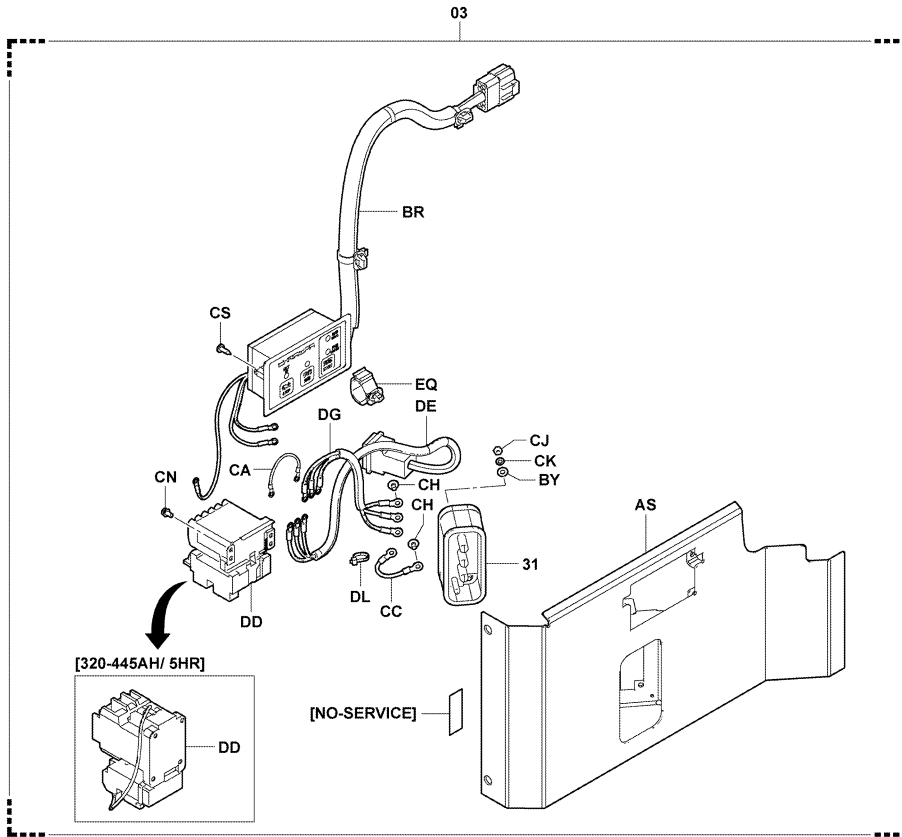
2511-123\_

2511

BATTERY MOUNT CHARGER  
CHARGEUR DE BATTERIE MONTE

BATTERIELADEGERÄT, EINGEBAUT  
CARGADOR DE BATERIAS MONTADO

(CHG PULG IN OPE) [DEL]



2511-120

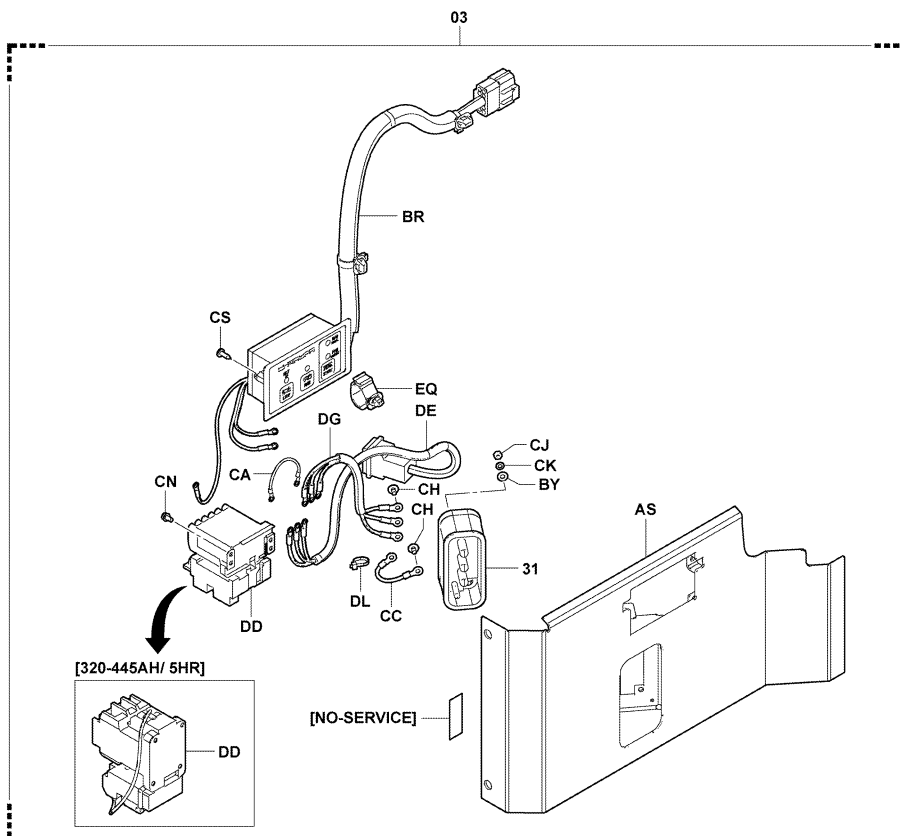
2511-120\_

2511

BATTERY MOUNT CHARGER  
CHARGEUR DE BATTERIE MONTE

BATTERIELADEGERÄT, EINGEBAUT  
CARGADOR DE BATERIAS MONTADO

(COLD STORAGE..OFF-TRUCK200V-3, OFF-TRUCK 400V, CHARGER LESS



2511-120

2511-120\_

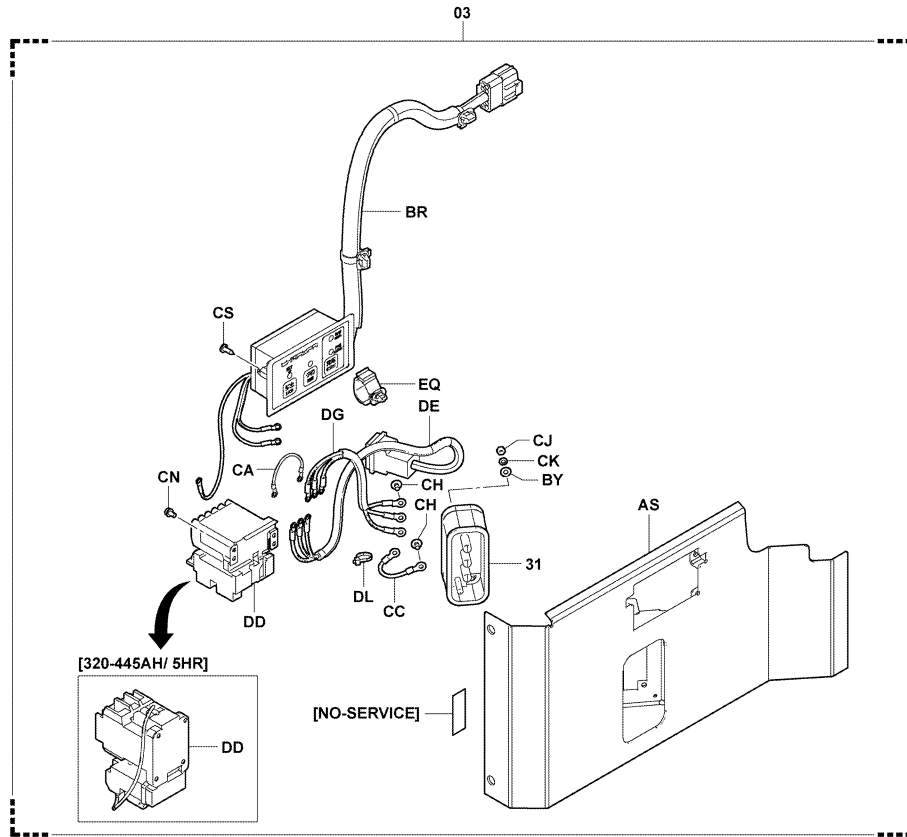


2511

BATTERY MOUNT CHARGER  
CHARGEUR DE BATTERIE MONTE

BATTERIELADEGERÄT, EINGEBAUT  
CARGADOR DE BATERIAS MONTADO

(COLD STORAGE..ON-TRUCK 200V-3) [DEL]



2511-120

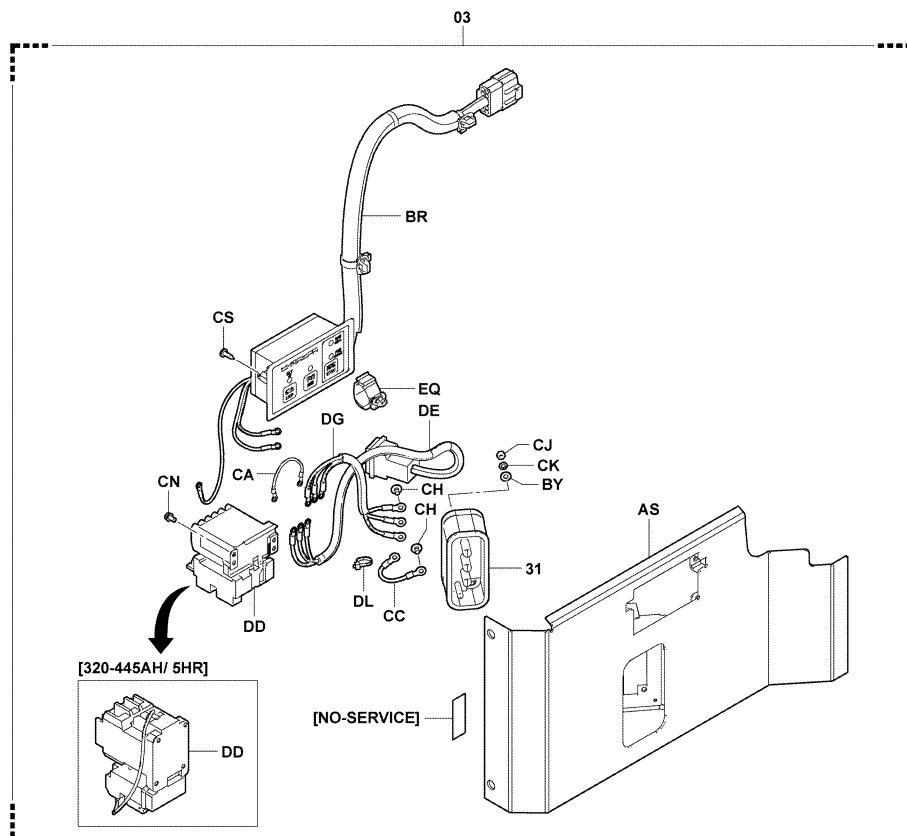
2511-120\_

2511

BATTERY MOUNT CHARGER  
CHARGEUR DE BATTERIE MONTE

BATTERIELADEGERÄT, EINGEBAUT  
CARGADOR DE BATERIAS MONTADO

(OFF-TRUCK200V-3, OFF-TRUCK 400V, CHARGER LESS) [DEL]



2511-120

2511-120\_

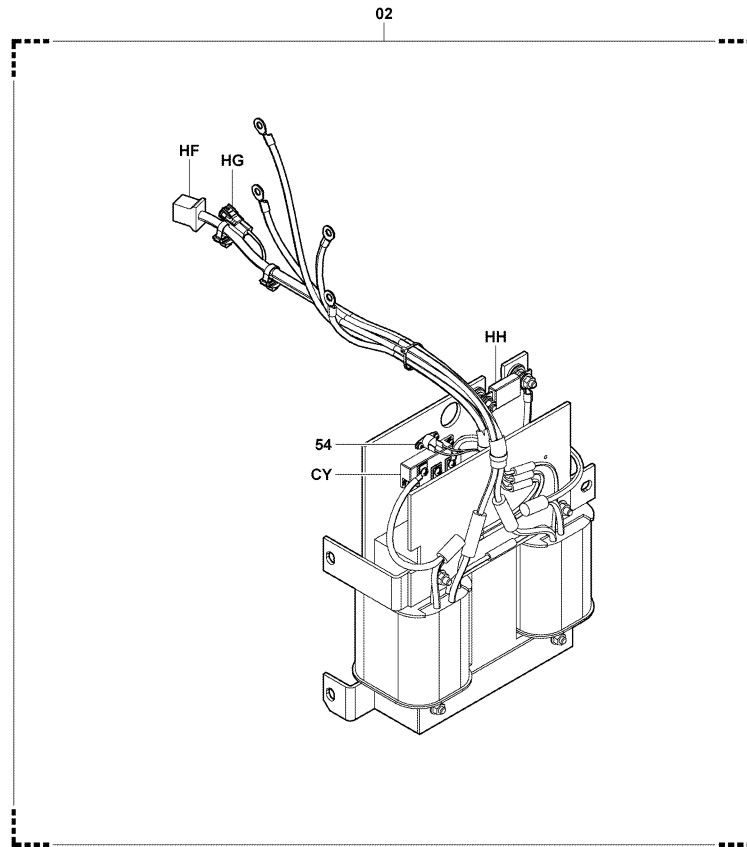


2511

BATTERY MOUNT CHARGER  
CHARGEUR DE BATTERIE MONTE

BATTERIELADEGERÄT, EINGEBAUT  
CARGADOR DE BATERIAS MONTADO

(CHG PULG IN OPE) [DEL]



2511-121

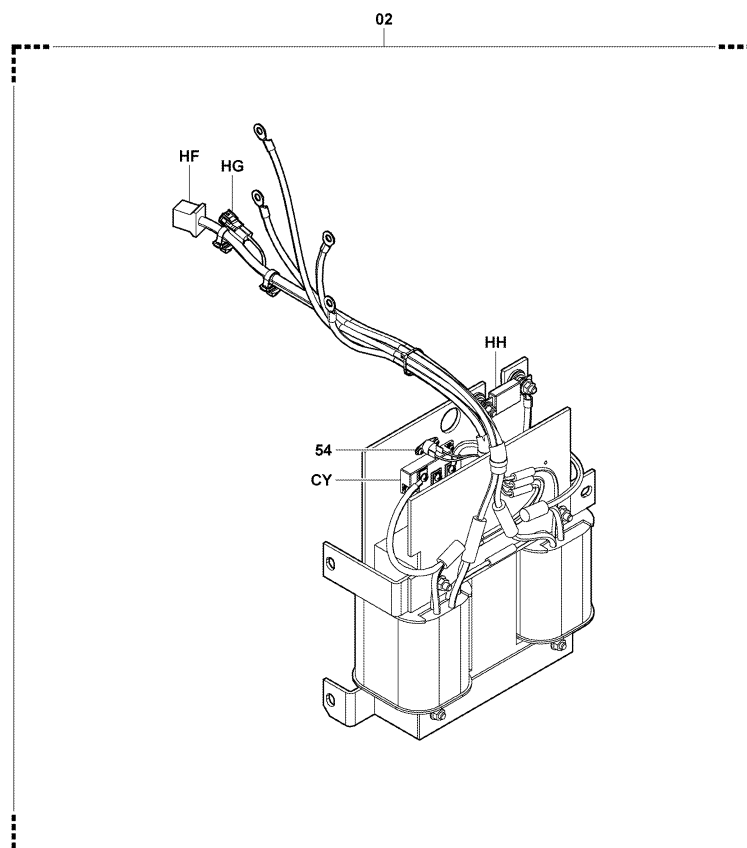
2511-121\_

2511

BATTERY MOUNT CHARGER  
CHARGEUR DE BATTERIE MONTE

BATTERIELADEGERÄT, EINGEBAUT  
CARGADOR DE BATERIAS MONTADO

(COLD STORAGE..OFF-TRUCK200V-3, OFF-TRUCK 400V, CHARGER LESS



2511-121

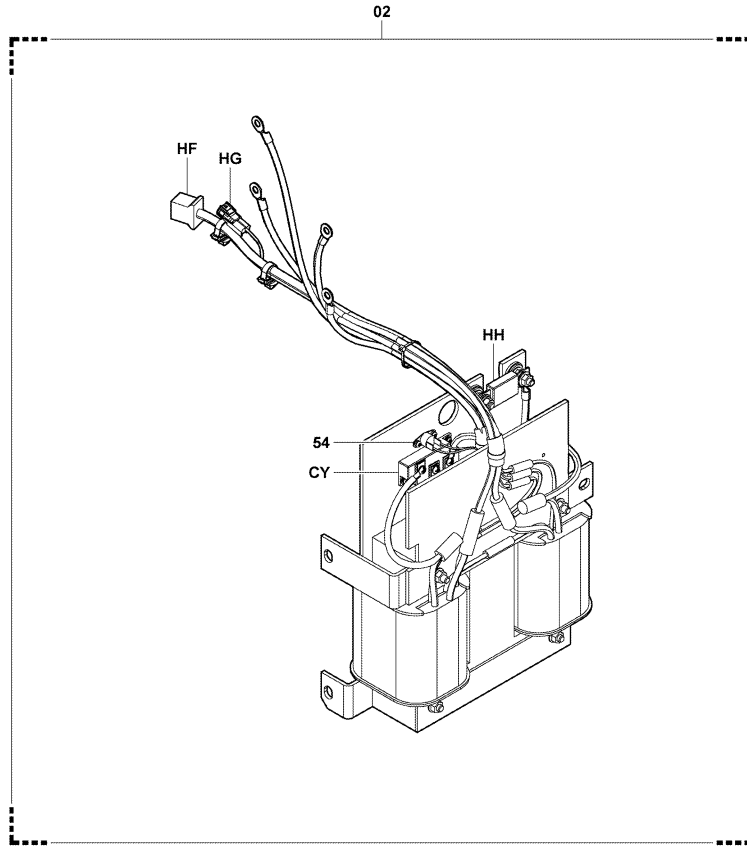
2511-121\_

2511

BATTERY MOUNT CHARGER  
CHARGEUR DE BATTERIE MONTE

BATTERIELADEGERÄT, EINGEBAUT  
CARGADOR DE BATERIAS MONTADO

(COLD STORAGE..ON-TRUCK 200V-3) [DEL]



2511-121

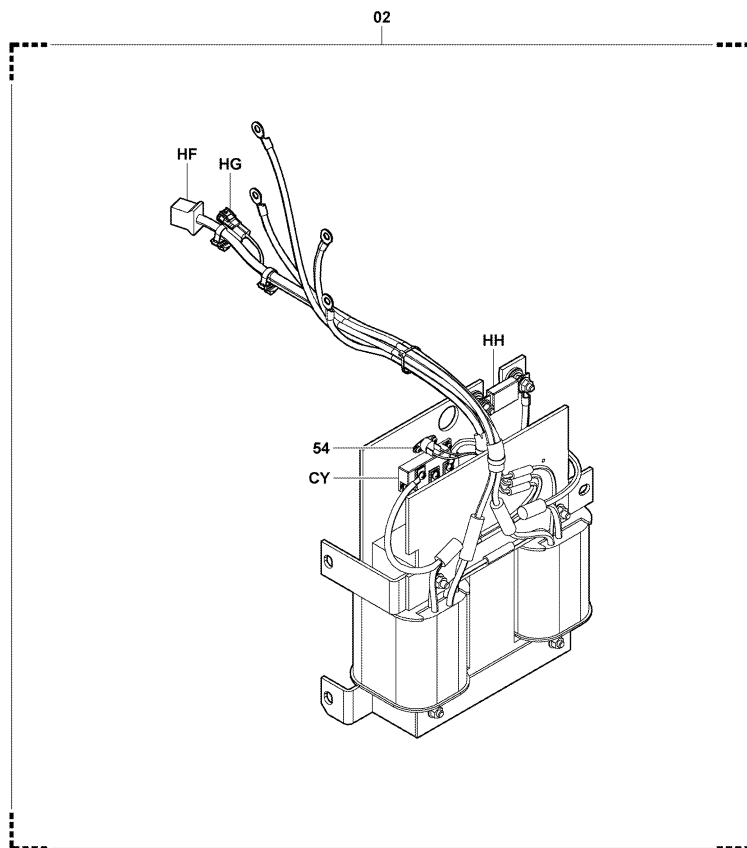
2511-121\_

2511

BATTERY MOUNT CHARGER  
CHARGEUR DE BATTERIE MONTE

BATTERIELADEGERÄT, EINGEBAUT  
CARGADOR DE BATERIAS MONTADO

(OFF-TRUCK200V-3, OFF-TRUCK 400V, CHARGER LESS) [DEL]



2511-121

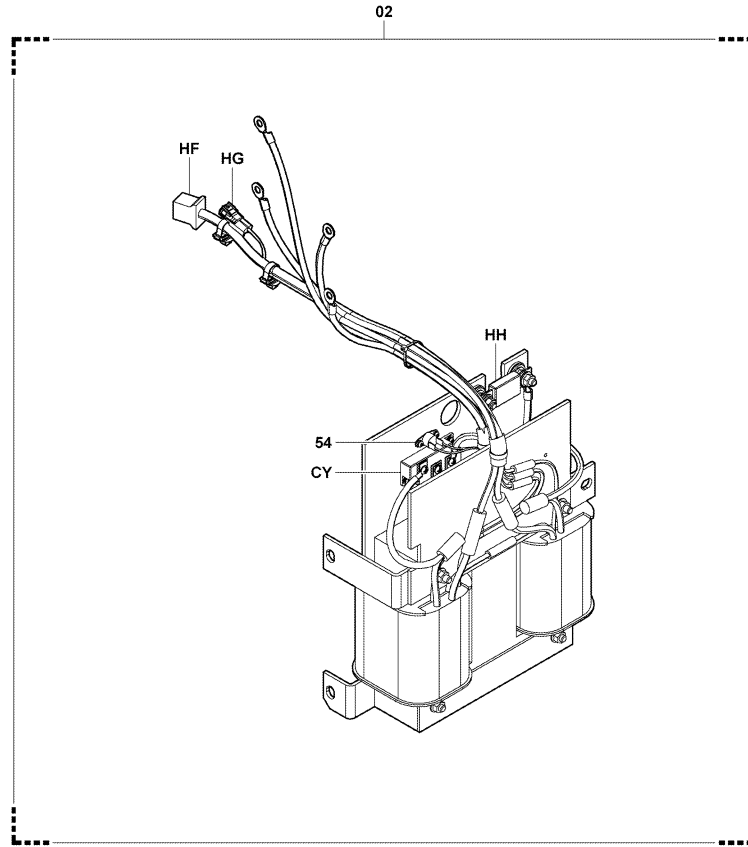
2511-121\_

**2511**

**BATTERY MOUNT CHARGER  
CHARGEUR DE BATTERIE MONTE**

**BATTERIELADEGERÄT, EINGEBAUT  
CARGADOR DE BATERIAS MONTADO**

(ULTRA COLD..OFF-TRUCK200V-3, OFF-TRUCK 400V, CHARGER LESS)



2511-121  
2511-121\_

**2511**

**BATTERY MOUNT CHARGER  
CHARGEUR DE BATTERIE MONTE**

**BATTERIELADEGERÄT, EINGEBAUT  
CARGADOR DE BATERIAS MONTADO**

PART NAME CODE	PART NAME	QTY	PART NAME CODE	PART NAME	QTY
2511-02	TRANSFORMER ASSY ENS. DE TRANSFORMATEUR TRANSFORMATOR, VOLLST. CONJUNTO DEL TRANSFORMADOR	1	2511-BW	BOLT BOULON SCHRAUBE PERNO	1-2
2511-03	PANEL ASSY, CHARGER ENS. DE PANNEAU TAFEL, VOLLST. CONJUNTO DEL PANEL	1	2511-BX	BOLT BOULON SCHRAUBE PERNO	2
2511-31	PLUG SUB-ASSY SOUS-ENS. D'BOUCHON STOPFEN-TEILGRUPPE SUBCONJUNTO DEL TAPON	1	2511-BY	WASHER, PLATE RODELLE UNTERLEGSCHIEBE ARANDELA	1-2
2511-33	CABLE SUB-ASSY, CHARGER SOUS-ENS. DE CABLE SEILZUG-TEILGRUPPE SUBCONJUNTO DE CABLE	1	2511-CA	WIRING, NO.1 FAISCEWAW DE RILE VERKABELUNG CONEXIONES	1
2511-38	COVER SUB-ASSY SOUS-ENS. DE COUVERCLE DECKEL-TEILGRUPPE SUBCONJUNTO DE CUBIERTA	1	2511-CC	WIRING, NO.3 FAISCEWAW DE RILE VERKABELUNG CONEXIONES	1
2511-54	SWITCH, THERMOSTAT INTERRUPTEUR SCHALTER INTERRUPTOR	1	2511-CF	PLATE PLAQUE PLATTE PLACA	1
2511-60	LEVER SUB-ASSY SOUS-ENS. DE LEVIER HEBEL-TEILGRUPPE SUBCONJUNTO DE LA PALANCA	1	2511-CH	SCREW VIS SCHRAUBE TORNILLO	1-5
2511-AS	PANEL SUB-ASSY, CHARGER SOUS-ENS. DE PANNEAU TAFEL-TEILGRUPPE SUBCONJUNTO DEL PANEL	1	2511-CJ	NUT ECROU MUTTER TUERCA	1-2
2511-BN	BOLT BOULON SCHRAUBE PERNO	1-3	2511-CK	WASHER, SPRING RODELLE UNTERLEGSCHIEBE ARANDELA	1-2
2511-BR	BOX ASSY, SWITCH ENS. DE BOITIER KASTEN, VOLLST. CONJUNTO DE LA CAJA	1	2511-CN	SCREW VIS SCHRAUBE TORNILLO	1-2

2511		BATTERY MOUNT CHARGER CHARGEUR DE BATTERIE MONTE		BATTERIELADEGERE T, EINGEBAUT CARGADOR DE BATERIAS MONTADO	
PART NAME CODE	PART NAME	QTY	PART NAME CODE	PART NAME	QTY
2511-CS	BOLT BOULON SCHRAUBE PERNO	1-2	2511-EP	CLAMP PINSE KLEMME ABRAZADERA	1-2
2511-CX	BOLT BOULON SCHRAUBE PERNO	2	2511-EQ	CLAMP PINSE KLEMME ABRAZADERA	1-2
2511-CY	ELEMENT, SILICON ELEMENT ELEMENT ELEMENTO	1-2	2511-ES	CLAMP PINSE KLEMME ABRAZADERA	1
2511-DD	MAGNET, SWITCH AIMANT MAGNET MAGNETO	1	2511-EU	NUT ECROU MUTTER TUERCA	1
2511-DE	HARNESS FAISCEAU KABELBAUM RAMAL DE CABLES	1	2511-FL	BUSHING BAGUE BUCHSE BUJE	2
2511-DG	HARNESS FAISCEAU KABELBAUM RAMAL DE CABLES	1	2511-FT	BOLT BOULON SCHRAUBE PERNO	4
2511-DJ	GROMMET RONDELLE ISOLANTE DURCHFUEHRUNG ANILLO PROTECTOR	1	2511-GD	RUBBER CAOUTCHOUC GUMMI GOMA	1-2
2511-DK	SHIM CALE AUSGLEICHSCHEIBE CALCE	99	2511-HF	HARNESS, INPUT FAISCEAU KABELBAUM RAMAL DE CABLES	1
2511-DL	BAND BANDE BAND BANDA	1	2511-HG	HARNESS, THERMOSTAT FAISCEAU KABELBAUM RAMAL DE CABLES	1
2511-DR	SHEET, SWITCH TOLE VENTILSITZ LAMINA	1	2511-HH	FUSE FUSIBLE SICHERUNG FUSIBLE	1

2511		BATTERY MOUNT CHARGER CHARGEUR DE BATTERIE MONTE		BATTERIELADEGERE T, EINGEBAUT CARGADOR DE BATERIAS MONTADO	
PART NAME CODE	PART NAME	QTY	PART NAME CODE	PART NAME	QTY
2511-HJ	COVER SUB-ASSY SOUS-ENS. DE COUVERCLE DECKEL-TEILGRUPPE SUBCONJUNTO DE CUBIERTA	1			
2511-HK	COVER SUB-ASSY SOUS-ENS. DE COUVERCLE DECKEL-TEILGRUPPE SUBCONJUNTO DE CUBIERTA	1			

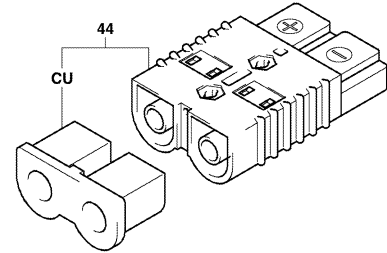
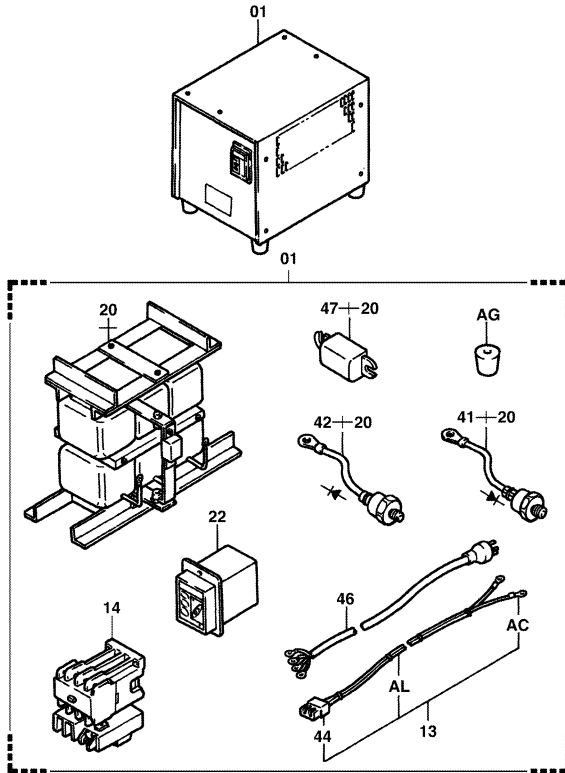
2512

BATTERY SEPARATE CHARGER  
CHARGEUR DE BATTERIE SEPRE

BATTERIELADERGERÛT, SEPARAT  
CARGADOR DE BATERIAS SEPARADO

(OFF-TRUCK200V-3, OFF-TRUCK 400V)

(OFF-TRUCK200V-3, OFF-TRUCK 400V)



2512-127A

2512-127A

2512-133

2512-133

2512

BATTERY SEPARATE CHARGER  
CHARGEUR DE BATTERIE SEPRE

BATTERIELADERGERÛT, SEPARAT  
CARGADOR DE BATERIAS SEPARADO

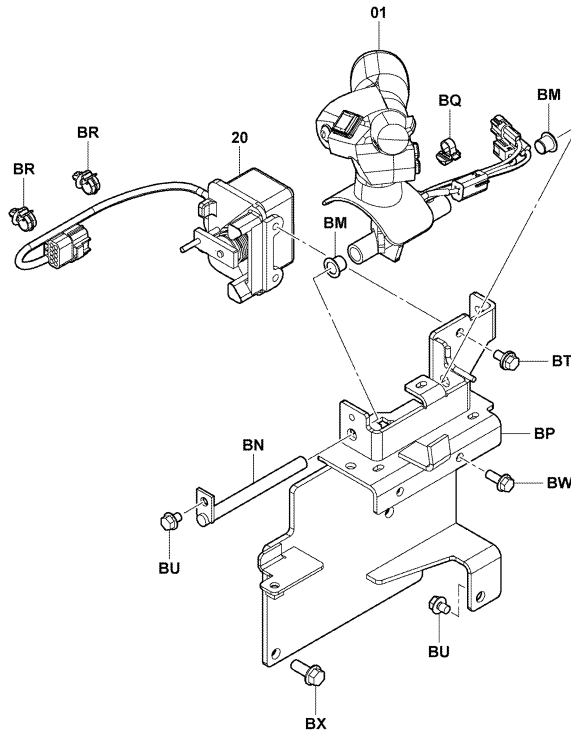
PART NAME CODE	PART NAME	QTY	PART NAME CODE	PART NAME	QTY
2512-01	CHARGER ASSY, BATTERY SEPARATE ENS. DE CHARGEUR BATTERIELADER, VOLLST. CONJUNTO DEL CARGADOR	1	2512-54	PLUG BOUCHON STOPFEN TAPON	1
2512-13	CABLE ASSY, CHARGER, DC ENS. DE CABLE SEILZUG, VOLLST. CONJUNTO DE CABLE	1	2512-AC	TERMINAL BORNE ANSCHLUSS TERMINAL	2
2512-14	SWITCH ASSY, MAGNET ENS. DE INTERRUPTEUR SCHALTER, VOLLST. CONJUNTO DEL INTERRUPUTOR	1	2512-AG	RUBBER CAOUTCHOUC GUMMI GOMA	4
2512-20	TRANSFORMER SUB-ASSY SOUS-ENS. DE TRANSFORMATEUR TRANSFORMATOR-TEILGRUPPE SUBCONJUNTO DEL TRANSFORMADOR	1	2512-AL	CABLE SEILZUG CABLE	2
2512-22	TIMER ASSY ENS. DE MINUTERIE SCHALTUHR, VOLLST. CONJUNTO DEL DISTRIBUIDOR	1	2512-BX	CORD SUB-ASSY, AC SOUS-ENS. DE CORDE ZUNDKABEL-TEILGRUPPE SUBCONJUNTO DE CABLES	1
2512-41	ELEMENT, SILICON, FORWARD ELEMENT ELEMENT ELEMENTO	3	2512-BY	CORD SUB-ASSY, DC SOUS-ENS. DE CORDE ZUNDKABEL-TEILGRUPPE SUBCONJUNTO DE CABLES	1
2512-42	ELEMENT, SILICON, REVERSE ELEMENT ELEMENT ELEMENTO	3	2512-CU	BUSHING BAGUE BUCHSE BUJE	1
2512-44	PLUG BOUCHON STOPFEN TAPON	1			
2512-46	CABLE, AC CABLE SEILZUG CABLE	1			
2512-47	FUSE FUSIBLE SICHERUNG FUSIBLE	1			

2603

MULTI LEVER  
LEVIER MULTIFONCTIONS

MULTIFUNKTIONSHABEL  
PALANCA MULTIFUNCIONAL

10,13,14,15,18,S10,S13,S14,S15,S18 (MULTI LEVER) [1/2, ASSY



2603-004

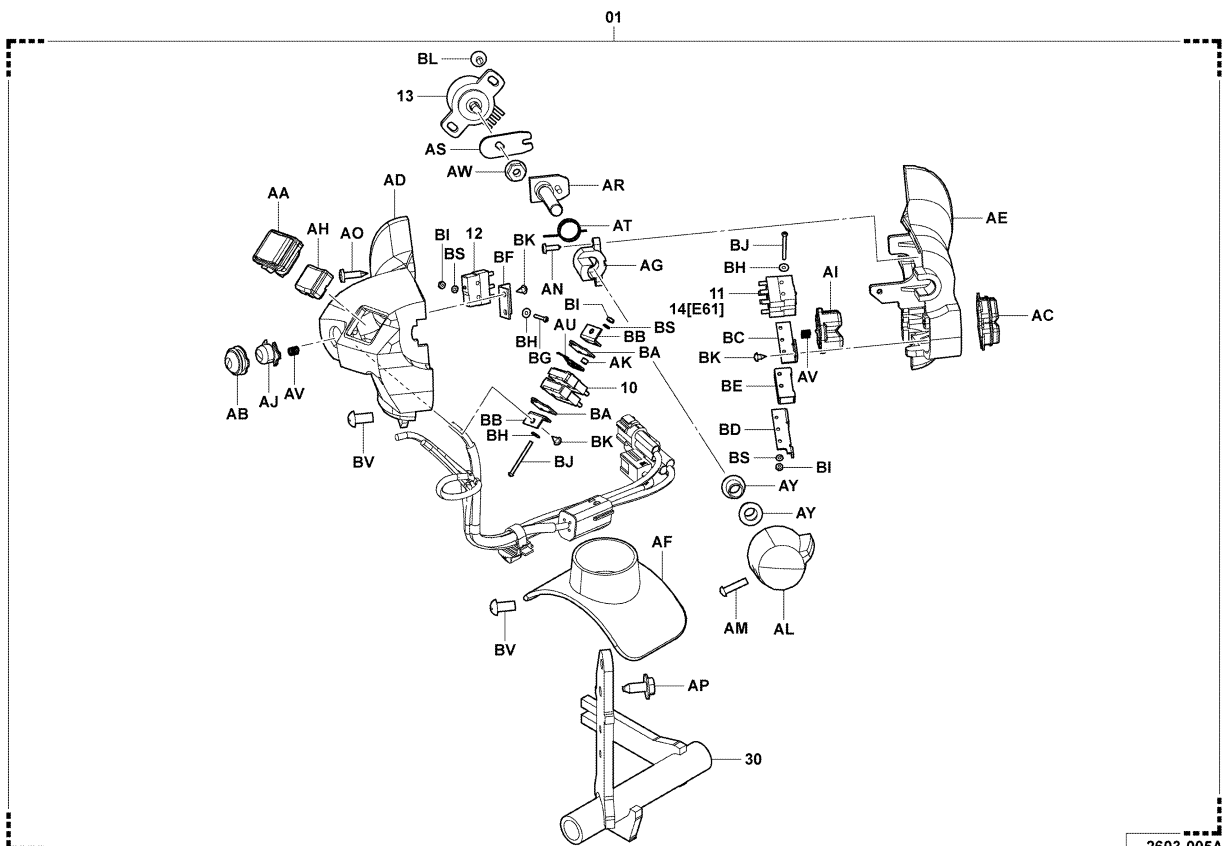
2603-004\_

2603

MULTI LEVER  
LEVIER MULTIFONCTIONS

MULTIFUNKTIONSHABEL  
PALANCA MULTIFUNCIONAL

10,13,14,15,18,S10,S13,S14,S15,S18 (MULTI LEVER) [2/2, INNER



2603-005A

2603-005A



2603		MULTI LEVER LEVIER MULTIFONCTIONS		MULTIFUNKTIONSHEBEL PALANCA MULTIFUNCIONAL	
PART NAME CODE	PART NAME	QTY	PART NAME CODE	PART NAME	QTY
2603-01	LEVER ASSY, MULTI ENS. DE LEVIER HEBEL, VOLLST. CONJUNTO DE PALANCA	1	2603-AD	COVER COUVERCLE DECKEL CUBIERTA	1
2603-10	SWITCH ASSY, REACH ENS. DE INTERRUPTEUR SCHALTER, VOLLST. CONJUNTO DEL INTERRUPUTOR	1	2603-AE	COVER COUVERCLE DECKEL CUBIERTA	1
2603-11	SWITCH ASSY, TILT ENS. DE INTERRUPTEUR SCHALTER, VOLLST. CONJUNTO DEL INTERRUPUTOR	1	2603-AF	BOOT COFFRE MANSCHETTE FORRO	1
2603-12	SWITCH ASSY, HORN ENS. DE INTERRUPTEUR SCHALTER, VOLLST. CONJUNTO DEL INTERRUPUTOR	1	2603-AG	GUIDE GUIDE FUHRUNG GUIA	1
2603-13	SENSOR ASSY, ROTARY POSITION ENS. DE DETECTEUR SENSOR, VOLLST. CONJUNTO DEL SENSOR	1	2603-AH	BUTTON BOUTON DRUCKTASTER BOTON	1
2603-20	ACCELERATOR ASSY ENS. D'ACCELERATEUR FAHRPEDAL-VOLLST. CONJUNTO DEL ACELERADOR	1	2603-AI	BUTTON BOUTON DRUCKTASTER BOTON	1
2603-30	LEVER SUB-ASSY, MULTI SOUS-ENS. DE LEVIER HEBEL-TEILGRUPPE SUBCONJUNTO DE LA PALANCA	1	2603-AJ	BUTTON BOUTON DRUCKTASTER BOTON	1
2603-AA	BOOT, REACH SWITCH COFFRE MANSCHETTE FORRO	1	2603-AK	COLLAR COLLIER BUCHSE COLLAR	2
2603-AB	BOOT, HORN SWITCH COFFRE MANSCHETTE FORRO	1	2603-AL	LEVER LEVIER HEBEL PALANCA	1
2603-AC	BOOT, TILT SWITCH COFFRE MANSCHETTE FORRO	1	2603-AM	SCREW VIS SCHRAUBE TORNILLO	1

2603		MULTI LEVER LEVIER MULTIFONCTIONS		MULTIFUNKTIONSHEBEL PALANCA MULTIFUNCIONAL	
PART NAME CODE	PART NAME	QTY	PART NAME CODE	PART NAME	QTY
2603-AN	SCREW VIS SCHRAUBE TORNILLO	2	2603-BA	BRACKET SUPPORT TRAGER SOPORTE	2
2603-AO	SCREW VIS SCHRAUBE TORNILLO	2	2603-BB	BRACKET SUPPORT TRAGER SOPORTE	2
2603-AP	SCREW VIS SCHRAUBE TORNILLO	2	2603-BC	BRACKET SUPPORT TRAGER SOPORTE	1
2603-AR	SHAFT SUB-ASSY SOUS-ENS. D'ARBRE WELLEN-TEILGRUPPE SUBCONJUNTO DEL EJE	1	2603-BD	BRACKET SUPPORT TRAGER SOPORTE	1
2603-AS	LEVER LEVIER HEBEL PALANCA	1	2603-BE	COLLAR COLLIER BUCHSE COLLAR	1
2603-AT	SPRING RESSORT FEDER RESORTE	1	2603-BF	BRACKET SUPPORT TRAGER SOPORTE	1
2603-AU	SPRING RESSORT FEDER RESORTE	1	2603-BG	SCREW VIS SCHRAUBE TORNILLO	2
2603-AV	SPRING RESSORT FEDER RESORTE	5	2603-BH	WASHER, PLATE RODELLE UNTERLEGSCHIEBE ARANDELA	6
2603-AW	NUT ECROU MUTTER TUERCA	1	2603-BI	NUT ECROU MUTTER TUERCA	6
2603-AY	BUSHING BAGUE BUCHSE BUJE	2	2603-BJ	SCREW VIS SCHRAUBE TORNILLO	4

2603		MULTI LEVER LEVIER MULTIFONCTIONS		MULTIFUNKTIONSHABEL PALANCA MULTIFUNCIONAL	
PART NAME CODE	PART NAME	QTY	PART NAME CODE	PART NAME	QTY
2603-BK	SCREW ----- VIS SCHRAUBE TORNILLO	6	2603-BV	SCREW ----- VIS SCHRAUBE TORNILLO	2
2603-BL	SCREW ----- VIS SCHRAUBE TORNILLO	2	2603-BW	BOLT ----- BOULON SCHRAUBE PERNO	2
2603-BM	BUSHING ----- BAGUE BUCHSE BUJE	2	2603-BX	BOLT ----- BOULON SCHRAUBE PERNO	4
2603-BN	PIN ----- GOUPILLE STIFT PASADOR	1			
2603-BP	BRACKET SUB-ASSY ----- SOUS-ENS. DE SUPPORT TRAGER-TEILGRUPPE SUBCONJUNTO DE LA SOPORTE	1			
2603-BQ	CLAMP ----- PINSE KLEMME ABRAZADERA	1			
2603-BR	CLAMP ----- PINSE KLEMME ABRAZADERA	2			
2603-BS	WASHER, SPRING ----- RODELLE UNTERLEGSSCHEIBE ARANDELA	6			
2603-BT	BOLT ----- BOULON SCHRAUBE PERNO	2			
2603-BU	BOLT ----- BOULON SCHRAUBE PERNO	2			

2603		MULTI LEVER LEVIER MULTIFONCTIONS		MULTIFUNKTIONSHABEL PALANCA MULTIFUNCIONAL	
PART NAME CODE	PART NAME	QTY	PART NAME CODE	PART NAME	QTY

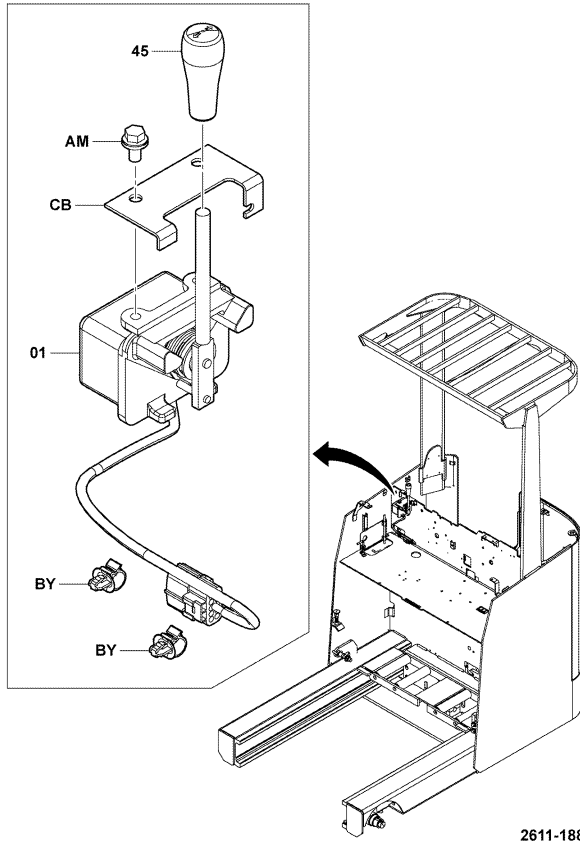
2611

ACCELERATOR  
ACCELERATEUR

FAHRPEDAL  
ACELERADOR

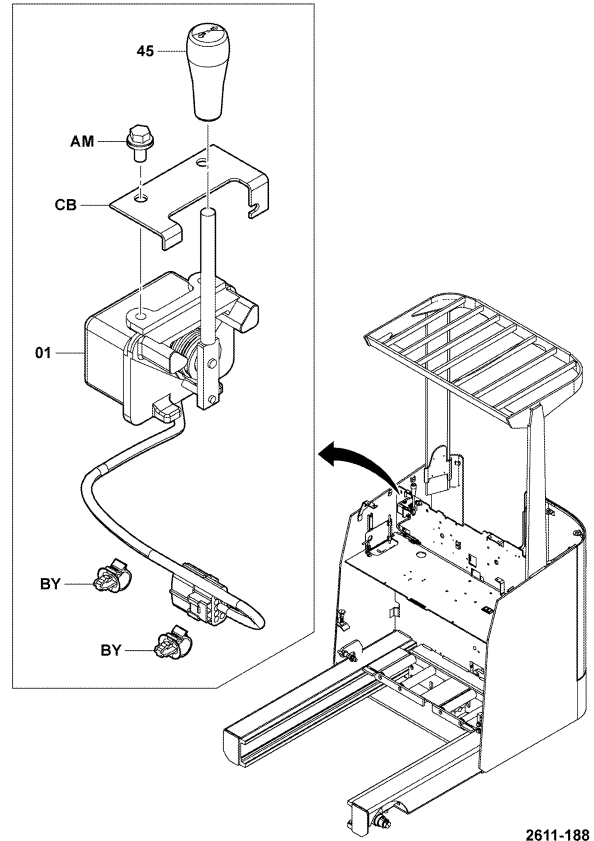
[1/2, ASSY & MOUNT]

10,13,14,15,18,S10,S13,S14,S15,S18 (MULTI LEVER) [DEL]



2611-188

2611-188\_



2611-188

2611-188\_

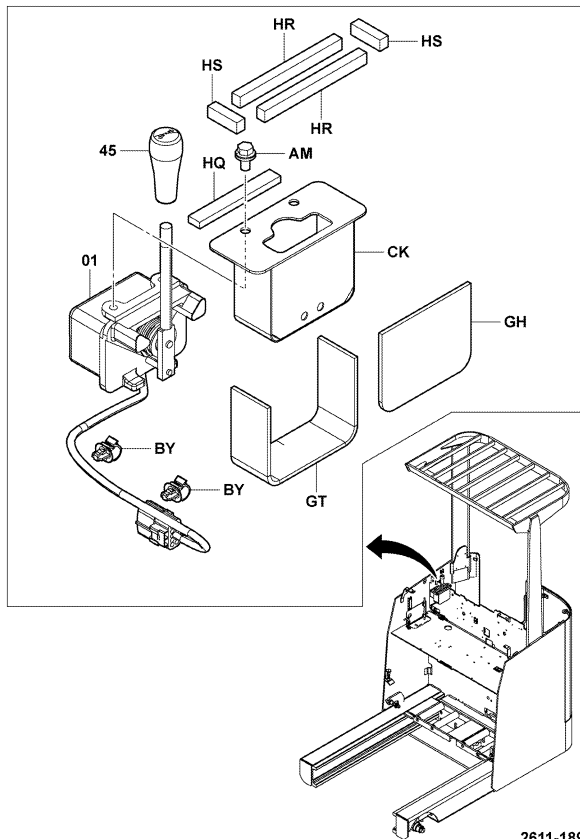
2611

ACCELERATOR  
ACCELERATEUR

FAHRPEDAL  
ACELERADOR

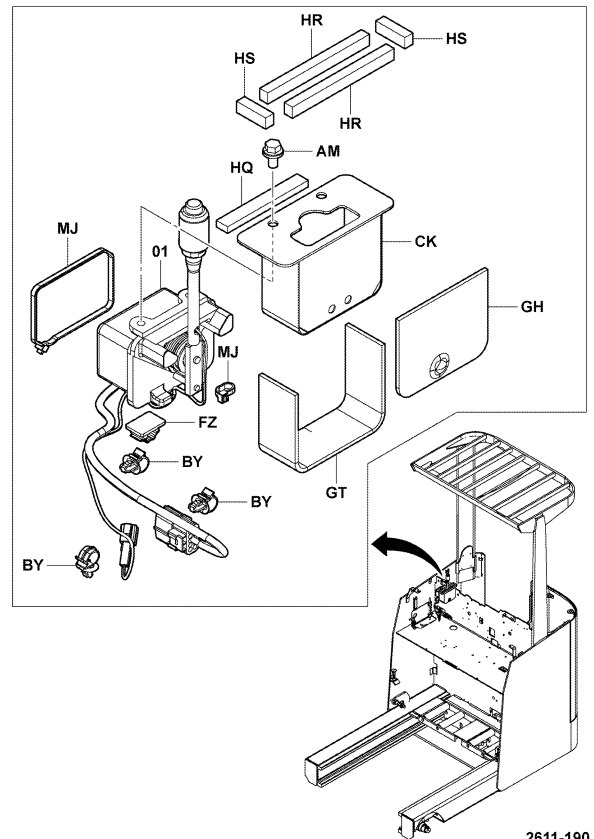
15,18,20,25,30,S15,S18,S20,S25 (S-CABIN-SUPER) [1/2, ASSY &

15,18,20,25,30,S15,S18,S20,S25 (S-CABIN-SUPER..TOUKOUKI) [1/



2611-189

2611-189\_



2611-190

2611-190\_

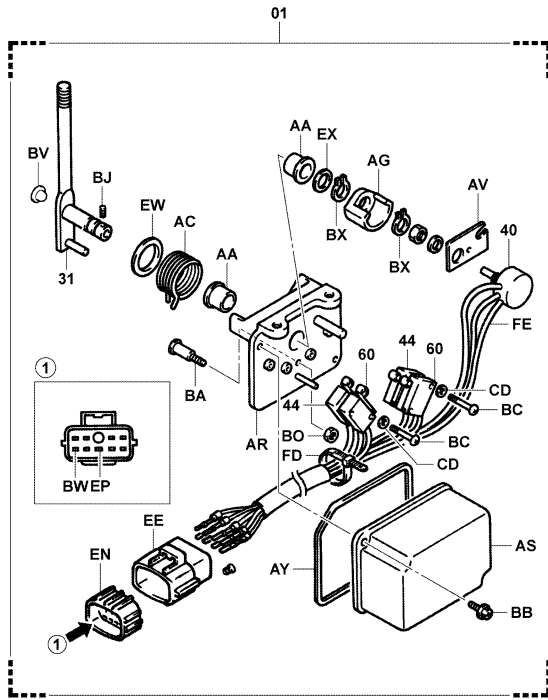
2611

ACCELERATOR  
ACCELERATEUR

FAHRPEDAL  
ACELERADOR

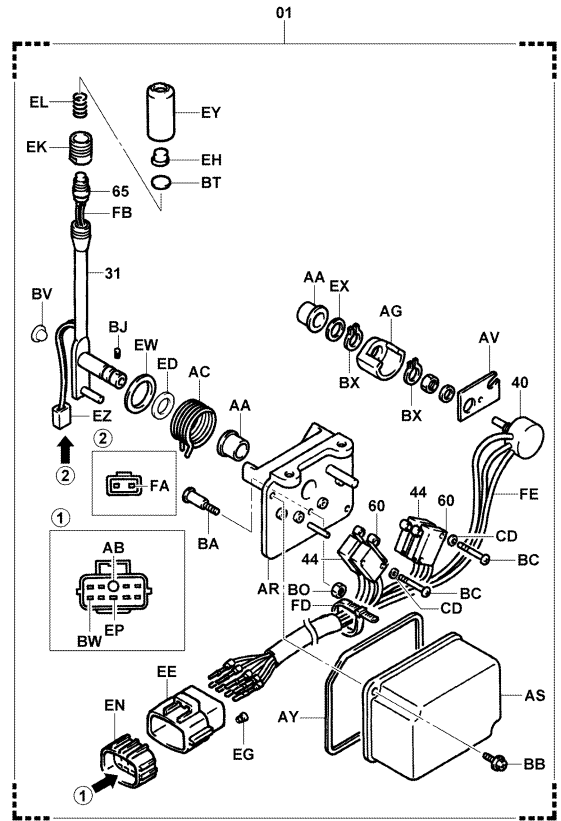
[2/2, INNER]

15,18,20,25,30,S15,S18,S20,S25 (S-CABIN-SUPER..TOUKOUKI) [2/



2611-182

2611-182\_



2611-153

2611-153\_

2611

ACCELERATOR  
ACCELERATEUR

FAHRPEDAL  
ACELERADOR

PART NAME CODE	PART NAME	QTY	PART NAME CODE	PART NAME	QTY
2611-01	ACCELERATOR ASSY ENS. D'ACCELERATEUR FAHRPEDAL-VOLLST. CONJUNTO DEL ACCELERADOR	1	2611-AR	SUPPORT SUPPORT STUTZE SOPORTE	1
2611-31	LEVER SUB-ASSY SOUS-ENS. DE LEVIER HEBEL-TEILGRUPPE SUBCONJUNTO DE LA PALANCA	1	2611-AS	COVER COUVERCLE DECKEL CUBIERTA	1
2611-40	VARI-OHM VARI-OHM VARI-OHM VARIOMETRO	1	2611-AV	STOPPER BUTEE ANSCHLAG TOPE	1
2611-44	SWITCH, MICRO INTERRUPTEUR SCHALTER INTERRUPTOR	2	2611-AY	PACKING CALE DICHTUNG EMPAQUETADURA	1
2611-45	KNOB BOULE KNOPF MANDO	1	2611-BA	PIN GOUILLE STIFT PASADOR	1
2611-60	SWITCH, MICRO INTERRUPTEUR SCHALTER INTERRUPTOR	2	2611-BB	SCREW VIS SCHRAUBE TORNILLO	2
2611-AA	BUSHING BAGUE BUCHSE BUJE	2	2611-BC	SCREW VIS SCHRAUBE TORNILLO	4
2611-AC	SPRING, ACCELERATOR RESSORT FEDER RESORTE	1	2611-BJ	SCREW VIS SCHRAUBE TORNILLO	2
2611-AG	CAM CAME NOCKEN LEVA	1	2611-BO	NUT ECROU MUTTER TUERCA	1
2611-AM	BOLT BOULON SCHRAUBE PERNO	2	2611-BV	PLUG BOUCHON STOPFEN TAPON	1

2611		ACCELERATOR ACCELERATEUR		FAHRPEDAL ACELERADOR	
PART NAME CODE	PART NAME	QTY	PART NAME CODE	PART NAME	QTY
2611-BW	TAB ATTACHE LAPPEN LENGUETA	8	2611-EX	WASHER RODELLE UNTERLEGSCHIEBE ARANDELA	1
2611-BX	RING, SNAP ANNEAU RING ANILLO	2	2611-FD	BAND BANDE BAND BANDA	1
2611-BY	CLAMP PINSE KLEMME ABRAZADERA	2-3	2611-FE	HARNES FAISCEAU KABELBAUM RAMAL DE CABLES	1
2611-CB	PLATE PLAQUE PLATTE PLACA	1	2611-FZ	CLAMP PINSE KLEMME ABRAZADERA	1
2611-CD	PLATE PLAQUE PLATTE PLACA	4	2611-GH	SPONGE EPONGE SCHWAMM ESPONJA	1
2611-CK	COVER COUVERCLE DECKEL CUBIERTA	1	2611-GT	SPONGE EPONGE SCHWAMM ESPONJA	1
2611-EE	CONNECTOR CONNECTEUR STECKVERBINDER CONECTOR	1	2611-HQ	SPONGE EPONGE SCHWAMM ESPONJA	1
2611-EN	CONNECTOR CONNECTEUR STECKVERBINDER CONECTOR	1	2611-HR	SPONGE EPONGE SCHWAMM ESPONJA	2
2611-EP	TAB ATTACHE LAPPEN LENGUETA	1	2611-HS	SPONGE EPONGE SCHWAMM ESPONJA	2
2611-EW	WASHER RODELLE UNTERLEGSCHIEBE ARANDELA	1	2611-MJ	CLAMP PINSE KLEMME ABRAZADERA	3

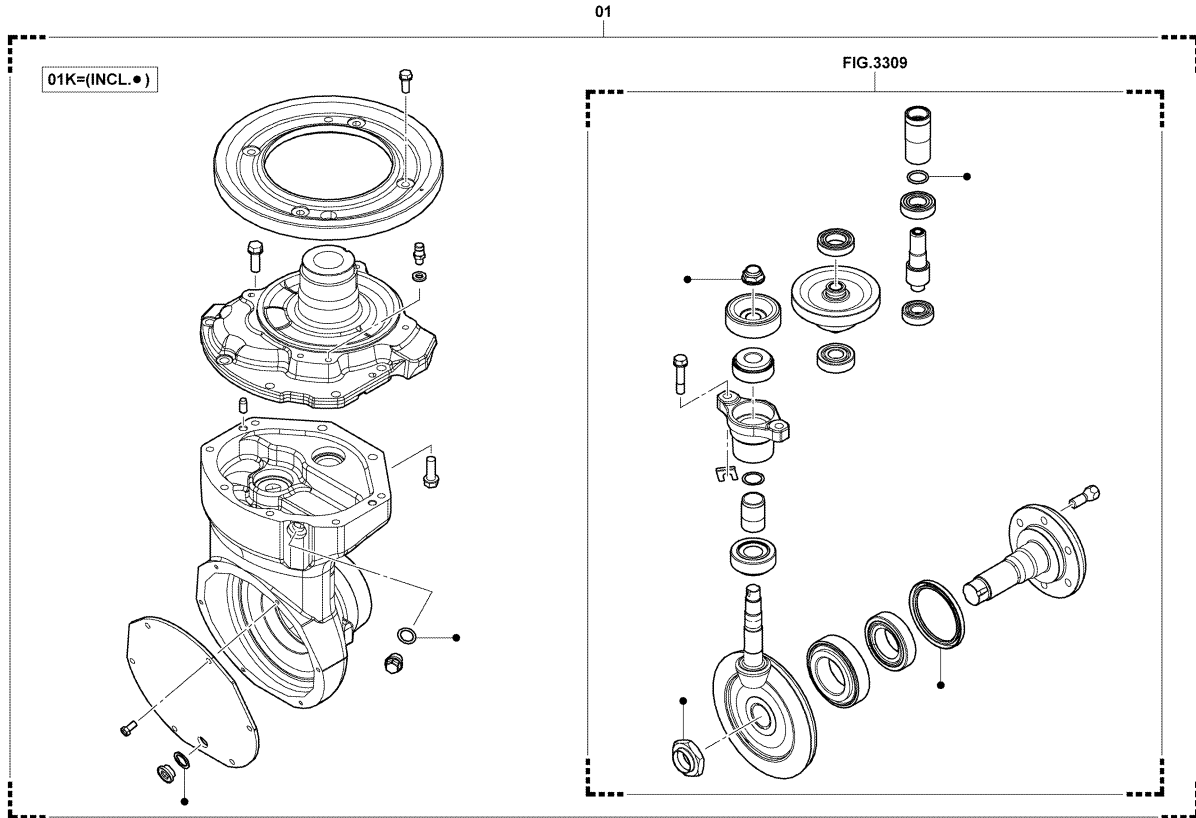
2611		ACCELERATOR ACCELERATEUR		FAHRPEDAL ACELERADOR	
PART NAME CODE	PART NAME	QTY	PART NAME CODE	PART NAME	QTY

3308

DRIVE UNIT CASE & COVER  
COUVERCLE & CARTER D'UNITE D'ENTRAINEMENT

ANTRIEBSEINHEIT, GEHÄUSE & DECKEL  
CAJA Y CUBIERTA DE UNIDAD MOTRIZ

[1/2, ASSY & O/H KIT]

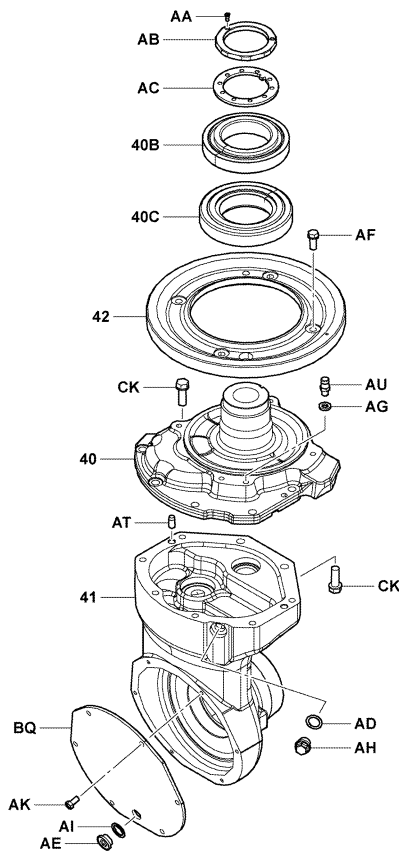


3308

DRIVE UNIT CASE & COVER  
COUVERCLE & CARTER D'UNITE D'ENTRAINEMENT

ANTRIEBSEINHEIT, GEHÄUSE & DECKEL  
CAJA Y CUBIERTA DE UNIDAD MOTRIZ

[2/2, CASE & COVER]



3308		DRIVE UNIT CASE & COVER COUVERCLE & CARTER D'UNITE D'ENTRAINEMENT		ANTRIEBSEINHEIT, GEHÜ USE & DECKEL CAJA Y CUBIERTA DE UNIDAD MOTRIZ	
PART NAME CODE	PART NAME	QTY	PART NAME CODE	PART NAME	QTY
3308-01	DRIVE UNIT ASSY ----- ENS. D'UNITE D'ENTRAINEMENT ANTRIEBSEIHEIT, VOLLST. CONJUNTO DE LA UNIDAD MOTRIZ	1	3308-AD	GASKET ----- JOINT DICHTUNG EMPAQUETADURA	1
3308-01K	UNIT O/H KIT, DRIVE ----- JEU O/H DE UNITE EINHEIT-UBERHOLSATZ JUEGO O/H DE UNIDAD	1	3308-AE	PLUG ----- BOUCHON STOPFEN TAPON	1
3308-40	COVER, GEAR CASE UPPER ----- COUVERCLE DECKEL CUBIERTA	1	3308-AF	BOLT ----- BOULON SCHRAUBE PERNO	4
3308-40B	BEARING, NO.1, CASE COVER ----- ROULEMENT LAGER COJINETE	1	3308-AG	WASHER, SPRING ----- RODELLE UNTERLEGSSCHEIBE ARANDELA	1
3308-40C	BEARING, NO.2, CASE COVER ----- ROULEMENT LAGER COJINETE	1	3308-AH	PLUG ----- BOUCHON STOPFEN TAPON	1
3308-41	CASE, GEAR ----- CARTER GEHAUSE CAJA	1	3308-AI	GASKET ----- JOINT DICHTUNG EMPAQUETADURA	1
3308-42	GEAR, DRIVE UNIT ----- PIGNON ZAHNRAD ENGRANAJE	1	3308-AK	BOLT ----- BOULON SCHRAUBE PERNO	6
3308-AA	SCREW, BEARING LOCK NUT ----- VIS SCHRAUBE TORNILLO	1	3308-AT	PIN, STRAIGHT ----- GOUPILLE STIFT PASADOR	2
3308-AB	NUT, REAR AXLE BEARING LOCK ----- ECROU MUTTER TUERCA	1	3308-AU	PLUG, BREATHER ----- BOUCHON STOPFEN TAPON	1
3308-AC	PLATE, LOCK NUT ----- PLAQUE PLATTE PLACA	1	3308-BQ	COVER ----- COUVERCLE DECKEL CUBIERTA	1

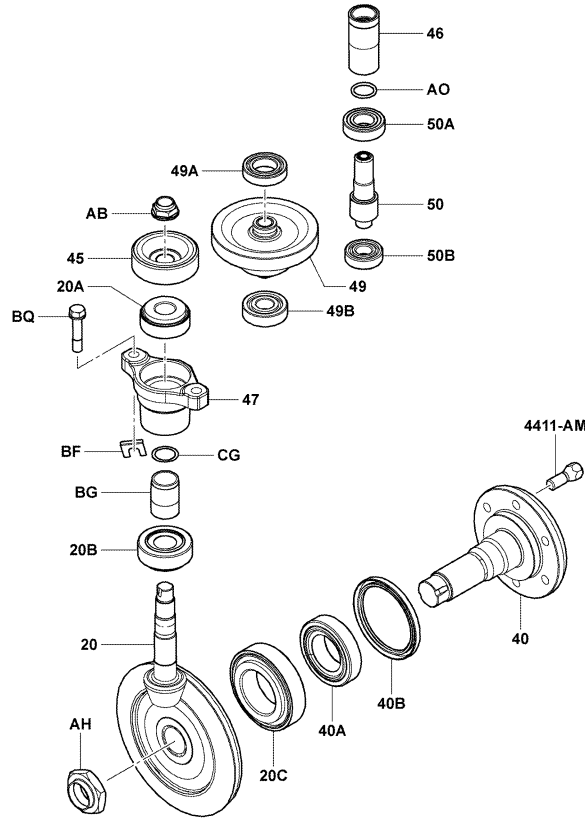
3308		DRIVE UNIT CASE & COVER COUVERCLE & CARTER D'UNITE D'ENTRAINEMENT		ANTRIEBSEINHEIT, GEHÜ USE & DECKEL CAJA Y CUBIERTA DE UNIDAD MOTRIZ	
PART NAME CODE	PART NAME	QTY	PART NAME CODE	PART NAME	QTY
3308-CK	BOLT ----- BOULON SCHRAUBE PERNO	8			

**3309**

**DRIVE UNIT GEAR  
ENGRENAGE D'UNITE D'ENTRAINEMENT**

**ANTRIEBSEINHEIT, GETRIEBE  
ENGRANAJE DE UNIDAD MOTRIZ**

[GEAR]



3309-024

3309-024\_

**3309**

**DRIVE UNIT GEAR  
ENGRENAGE D'UNITE D'ENTRAINEMENT**

**ANTRIEBSEINHEIT, GETRIEBE  
ENGRANAJE DE UNIDAD MOTRIZ**

PART NAME CODE	PART NAME	QTY	PART NAME CODE	PART NAME	QTY
3309-20	GEAR SET, SPIRAL BEVEL JEU D'ENGRENAGE ZAHNRADSATZ JUEGO DE ENGRANAJES	1	3309-49	GEAR, COUNTER PIGNON ZAHNRAD ENGRANAJE	1
3309-20A	BEARING, NO.1, PINION GEAR ROULEMENT LAGER COJINETE	1	3309-49A	BEARING, NO.1, COUNTER GEAR ROULEMENT LAGER COJINETE	1
3309-20B	BEARING, NO.2, PINION GEAR ROULEMENT LAGER COJINETE	1	3309-49B	BEARING, NO.2, COUNTER GEAR ROULEMENT LAGER COJINETE	1
3309-20C	BEARING, SPIRAL BEVEL GEAR ROULEMENT LAGER COJINETE	1	3309-50	GEAR, DRIVE PIGNON ZAHNRAD ENGRANAJE	1
3309-40	SHAFT, DRIVE WHEEL ARBRE WELLE EJE	1	3309-50A	BEARING, NO.1, DRIVE GEAR ROULEMENT LAGER COJINETE	1
3309-40A	BEARING, DRIVE WHEEL SHAFT ROULEMENT LAGER COJINETE	1	3309-50B	BEARING, NO.2, DRIVE GEAR ROULEMENT LAGER COJINETE	1
3309-40B	SEAL, OIL (FOR DRIVE WHEEL SHAFT) JOINT ABDICHTUNG SELLO	1	3309-AB	NUT, LOCK ECROU MUTTER TUERCA	1
3309-45	GEAR, DRIVEN PIGNON ZAHNRAD ENGRANAJE	1	3309-AH	NUT, LOCK ECROU MUTTER TUERCA	1
3309-46	COUPLING ACCOULEMENT KUPPLUNG ACOPLAMIENTO	1	3309-AO	RING, O ANNEAU RING ANILLO	1
3309-47	RETAINER, BEARING ARRETOIR SEEGERRING RETENEDOR	1	3309-BF	SHIM CALE AUSGLEICHSCHEIBE CALCE	99



<b>3309</b>		<b>DRIVE UNIT GEAR</b> <b>ENGRENAGE D'UNITE D'ENTRAINEMENT</b>		<b>ANTRIEBSEINHEIT, GETRIEBE</b> <b>ENGRANAJE DE UNIDAD MOTRIZ</b>	
<b>PART NAME</b> <b>CODE</b>	<b>PART NAME</b>	<b>QTY</b>	<b>PART NAME</b> <b>CODE</b>	<b>PART NAME</b>	<b>QTY</b>
<b>3309-BG</b>	<b>SPACER</b> ----- ENTRETOISE DISTANZSTUCK SEPARADOR	<b>1</b>			
<b>3309-BQ</b>	<b>BOLT</b> ----- BOULON SCHRAUBE PERNO	<b>2</b>			
<b>3309-CG</b>	<b>SHIM</b> ----- CALE AUSGLEICHSCHEIBE CALCE	<b>99</b>			

<b>3309</b>		<b>DRIVE UNIT GEAR</b> <b>ENGRENAGE D'UNITE D'ENTRAINEMENT</b>		<b>ANTRIEBSEINHEIT, GETRIEBE</b> <b>ENGRANAJE DE UNIDAD MOTRIZ</b>	
<b>PART NAME</b> <b>CODE</b>	<b>PART NAME</b>	<b>QTY</b>	<b>PART NAME</b> <b>CODE</b>	<b>PART NAME</b>	<b>QTY</b>

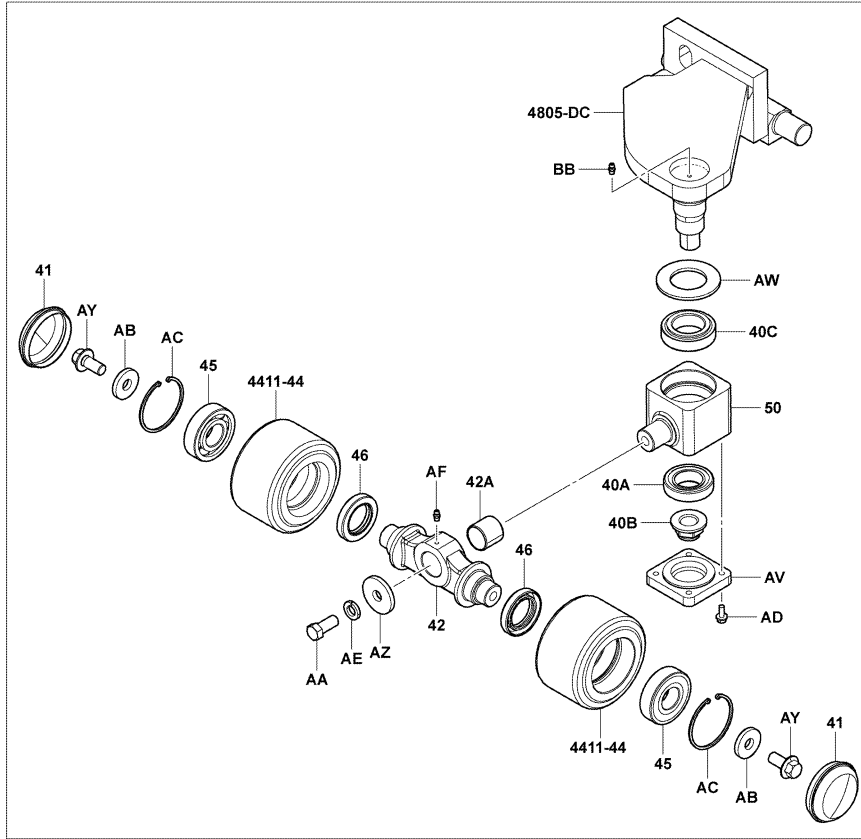


4211

REAR AXLE CASTER  
ROULETTE D'ESSIEU ARRIERE

HINTERACHSEN-LASTROLLE  
INCLINACION DEL EJE TRASERO

10,13,14,15,18 (LOW PROFILE)



4211-022

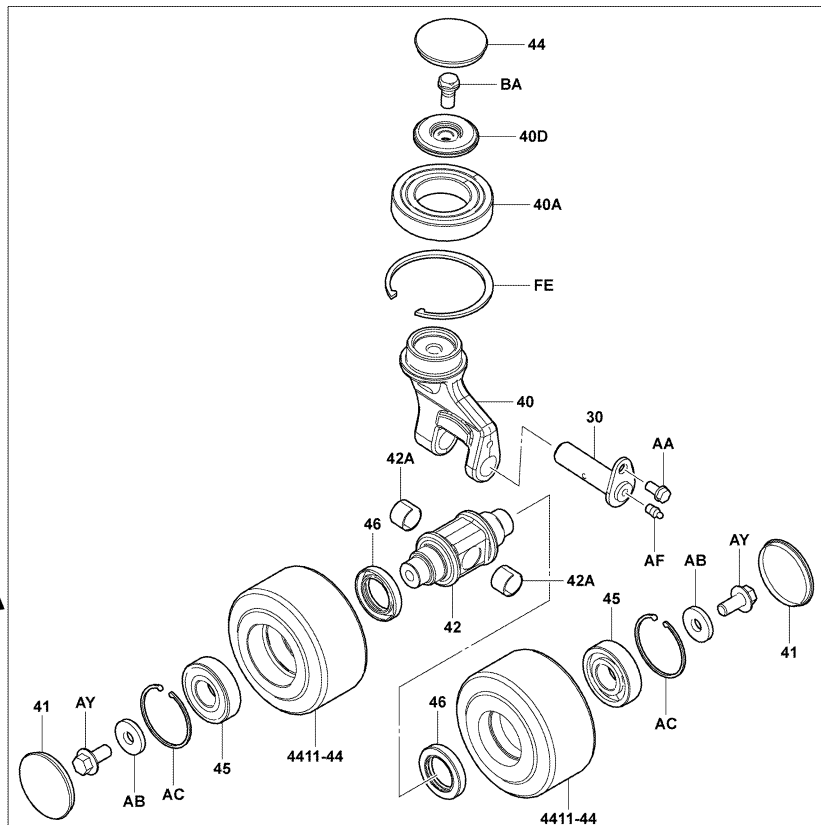
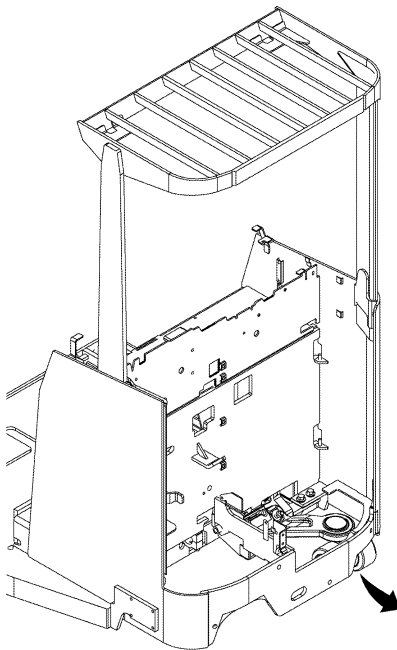
4211-022\_

4211

REAR AXLE CASTER  
ROULETTE D'ESSIEU ARRIERE

HINTERACHSEN-LASTROLLE  
INCLINACION DEL EJE TRASERO

10,13,14,15,18 (LOW PROFILE) [DEL]



4211-018

4211-018\_

4211		REAR AXLE CASTER ROULETTE D'ESSIEU ARRIERE		HINTERACHSEN-LASTROLLE INCLINACION DEL EJE TRASERO	
PART NAME CODE	PART NAME	QTY	PART NAME CODE	PART NAME	QTY
4211-30	PIN SUB-ASSY, CASTER WHEEL SHAFT SOUS-ENS. DE GOUPILLE STIFT-TEILGRUPPE SUBCONJUNTO DE PASADOR	1	4211-45	BEARING, CASTER WHEEL ROULEMENT LAGER COJINETE	2-4
4211-40	LEG, CASTER PATTE BEIN PATA	1	4211-46	SEAL, OIL (FOR CASTER WHEEL) JOINT ABDICHTUNG SELLO	2
4211-40A	BEARING, CASTER LEG ROULEMENT LAGER COJINETE	1	4211-50	HOUSING, CASTER BOITIER GEHAUSE FUNDA	1
4211-40B	NUT, LOCK (FOR CASTER LEG) ECROU MUTTER TUERCA	1	4211-AA	BOLT BOULON SCHRAUBE PERNO	1
4211-40C	BEARING ROULEMENT LAGER COJINETE	1	4211-AB	WASHER RODELLE UNTERLEGSCHIEBE ARANDELA	2
4211-40D	PLATE PLAQUE PLATTE PLACA	1	4211-AC	RING, HOLE SNAP ANNEAU RING ANILLO	2
4211-41	CAP, REAR AXLE HUB CAPUCHON KAPPE TAPA	2	4211-AD	BOLT BOULON SCHRAUBE PERNO	4
4211-42	SHAFT, CASTER WHEEL ARBRE WELLE EJE	1	4211-AE	WASHER, SPRING RODELLE UNTERLEGSCHIEBE ARANDELA	1
4211-42A	BUSHING, CASTER WHEEL SHAFT BAGUE BUCHSE BUJE	1-2	4211-AF	FITTING, GREASE RACCORD ANSCHLUSSTUCK ACOPLADOR	1
4211-44	CAP, CASTER LEG BEARING CAPUCHON KAPPE TAPA	1	4211-AG	COLLAR COLLIER BUCHSE COLLAR	2

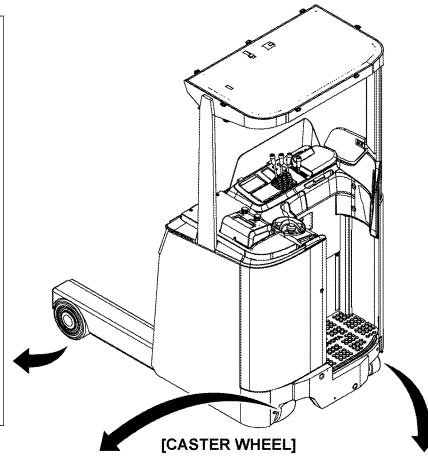
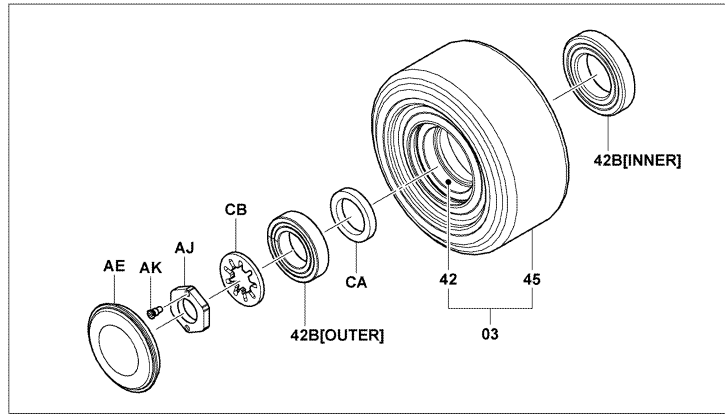
4211		REAR AXLE CASTER ROULETTE D'ESSIEU ARRIERE		HINTERACHSEN-LASTROLLE INCLINACION DEL EJE TRASERO	
PART NAME CODE	PART NAME	QTY	PART NAME CODE	PART NAME	QTY
4211-AV	COVER, CASTER COUVERCLE DECKEL CUBIERTA	1			
4211-AW	PLATE PLAQUE PLATTE PLACA	1			
4211-AY	BOLT BOULON SCHRAUBE PERNO	2			
4211-AZ	PLATE, WASHER PLAQUE PLATTE PLACA	1			
4211-BA	BOLT BOULON SCHRAUBE PERNO	1			
4211-BB	FITTING, GREASE RACCORD ANSCHLUSSTUCK ACOPLADOR	1			
4211-FE	RING, HOLE SNAP ANNEAU RING ANILLO	1			

4411

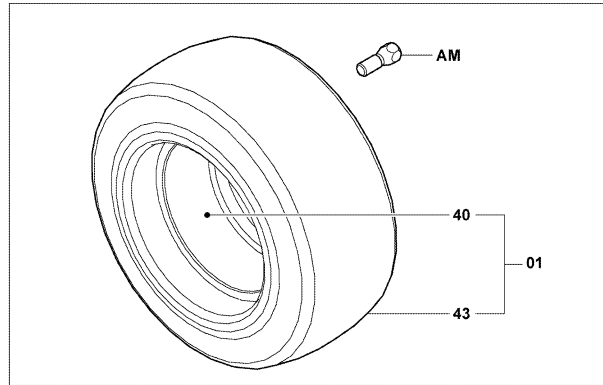
WHEEL & TIRE  
PNEU & ROUE

FELGEN + REIFEN  
RUEDA Y NEUMATICO

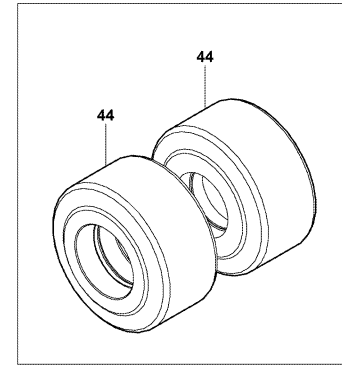
[ROAD WHEEL]



[DRIVE WHEEL]



[CASTER WHEEL]



4411-069A

4411-069A

4411

WHEEL & TIRE  
PNEU & ROUE

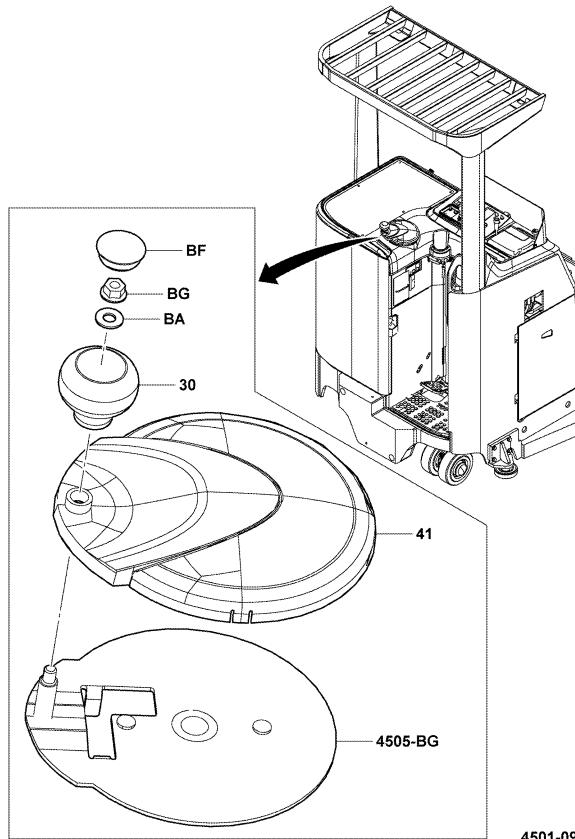
FELGEN + REIFEN  
RUEDA Y NEUMATICO

PART NAME CODE	PART NAME	QTY	PART NAME CODE	PART NAME	QTY
4411-01	WHEEL ASSY, DRIVE ENS. DE ROUE RAD, VOLLST. CONJUNTO DE LA RUEDA	1	4411-AK	BOLT BOULON SCHRAUBE PERNO	2
4411-03	WHEEL ASSY, LOAD ENS. DE ROUE RAD, VOLLST. CONJUNTO DE LA RUEDA	2	4411-AM	BOLT, HUB BOULON SCHRAUBE PERNO	6
4411-40	WHEEL, DRIVE TIRE ROUE RAD RUEDA	1	4411-CA	COLLAR COLLIER BUCHSE COLLAR	2
4411-42	WHEEL, LOAD ROUE RAD RUEDA	2	4411-CB	PLATE, LOCK NUT PLAQUE PLATTE PLACA	2
4411-42B	BEARING, LOAD WHEEL ROULEMENT LAGER COJINETE	2-4			
4411-43	TIRE, SOLID (DRIVE) PNEU REIFEN NEUMATICO	1			
4411-44	TIRE, SOLID (CASTER) PNEU REIFEN NEUMATICO	2			
4411-45	TIRE, SOLID (LOAD) PNEU REIFEN NEUMATICO	2			
4411-AE	CAP, LOAD WHEEL CAPUCHON KAPPE TAPA	2			
4411-AJ	NUT ECROU MUTTER TUERCA	2			

**4501**

**STEERING WHEEL  
VOLANT DE DIRECTION**

**LENKRAD  
VOLANTE DE DIRECCION**



4501-092

4501-092\_

**4501**

**STEERING WHEEL  
VOLANT DE DIRECTION**

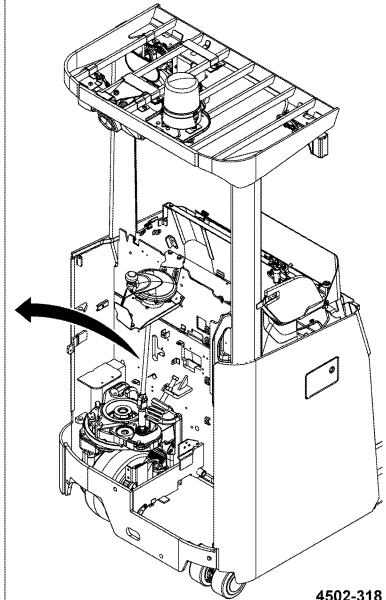
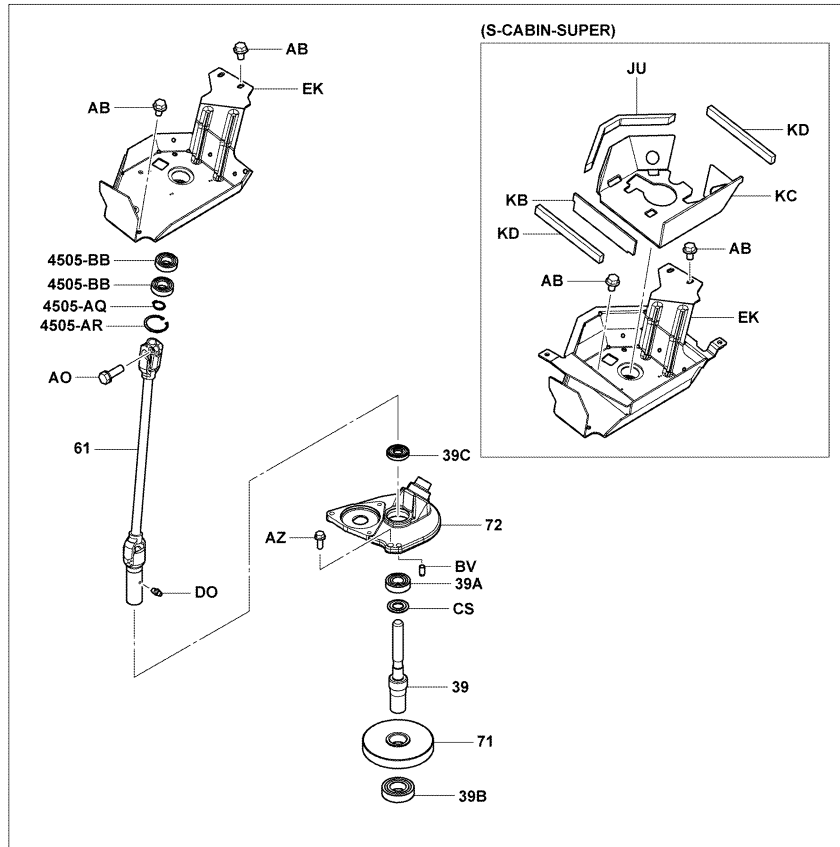
**LENKRAD  
VOLANTE DE DIRECCION**

PART NAME CODE	PART NAME	QTY	PART NAME CODE	PART NAME	QTY
4501-30	<b>KNOB SUB-ASSY, STEERING WHEEL</b> ----- SOUS-ENS. DE BOULE KNOFF-TEILGRUPPE SUBCONJUNTO DEL MANDO	1			
4501-41	<b>COVER, STEERING WHEEL</b> ----- COUVERCLE DECKEL CUBIERTA	1			
4501-BA	<b>WASHER, PLATE</b> ----- RODELLE UNTERLEGSCHIEBE ARANDELA	1			
4501-BF	<b>CAP</b> ----- CAPUCHON KAPPE TAPA	1			
4501-BG	<b>NUT, STEERING KNOB SET</b> ----- ECROU MUTTER TUERCA	1			

4502

STEERING POST  
MONTANT DE DIRECTION

LENKSTÜLE  
PUNTALE DE LA DIRECCION



4502-318

4502-318\_

4502

STEERING POST  
MONTANT DE DIRECTION

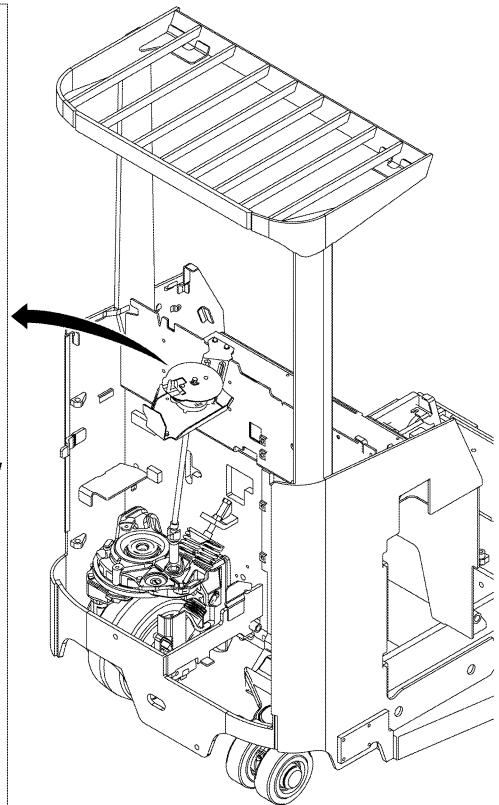
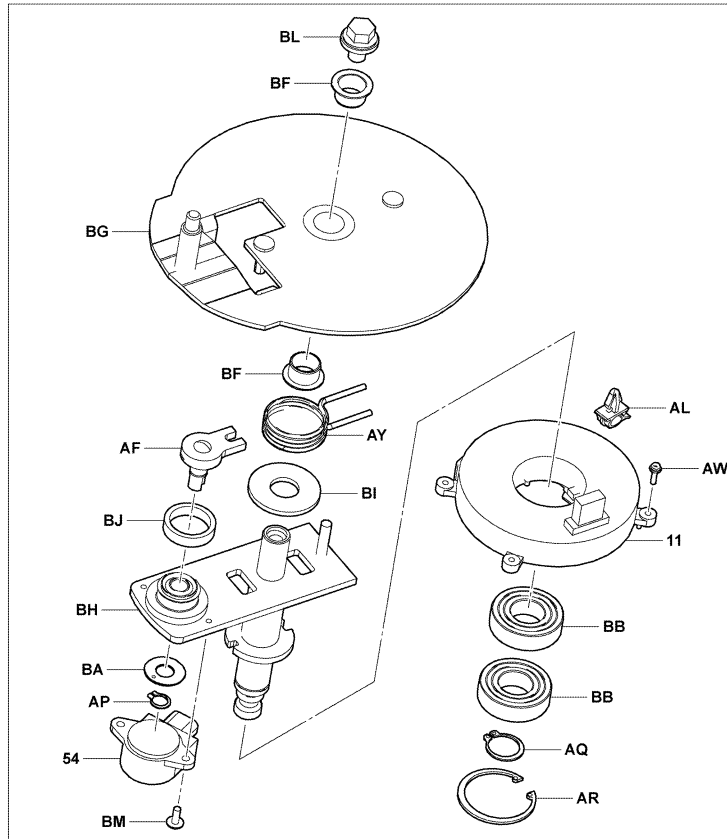
LENKSTÜLE  
PUNTALE DE LA DIRECCION

PART NAME CODE	PART NAME	QTY	PART NAME CODE	PART NAME	QTY
4502-39	SHAFT, EPS GEAR ARBRE WELLE EJE	1	4502-BV	PIN GOUPILLE STIFT PASADOR	2
4502-39A	BEARING ROULEMENT LAGER COJINETE	1	4502-CS	SPACER ENTRETOISE Distanzstück SEPARADOR	1
4502-39B	BEARING ROULEMENT LAGER COJINETE	1	4502-DO	FITTING, GREASE RACCORD ANSCHLUSSTÜCK ACOPLADOR	1
4502-39C	SEAL, OIL JOINT ABDICHTUNG SELLO	1	4502-EK	BRACKET SUB-ASSY, STEERING SOUS-ENS. DE SUPPORT TRAGER-TEILGRUPPE SUBCONJUNTO DE LA SOPORTE	1
4502-61	SHAFT ASSY, STEERING INTERMEDIATE, NO.1 ENS. D'ARBRE WELLE, VOLLST. CONJUNTO DEL EJE	1	4502-JU	SPONGE EPONGE SCHWAMM ESPONJA	1
4502-71	GEAR, EPS PIGNON ZAHNRAD ENGRANAJE	1	4502-KB	SPONGE EPONGE SCHWAMM ESPONJA	1
4502-72	HOUSING, EPS BOITIER GEHAUSE FUNDA	1	4502-KC	SPONGE EPONGE SCHWAMM ESPONJA	1
4502-AB	BOLT BOULON SCHRAUBE PERNO	4	4502-KD	SPONGE EPONGE SCHWAMM ESPONJA	2
4502-AO	BOLT BOULON SCHRAUBE PERNO	1			
4502-AZ	BOLT BOULON SCHRAUBE PERNO	2			

**4505**

**ELECTRIC POWER STEERING  
DIRECTION ASSISTEE ELECTRIQUE**

**ELEKTRISCHE HILFSKRAFTLENKANLAGE  
SERVODIRECCION ELECTRICA**



4505-020

4505-020\_

**4505**

**ELECTRIC POWER STEERING  
DIRECTION ASSISTEE ELECTRIQUE**

**ELEKTRISCHE HILFSKRAFTLENKANLAGE  
SERVODIRECCION ELECTRICA**

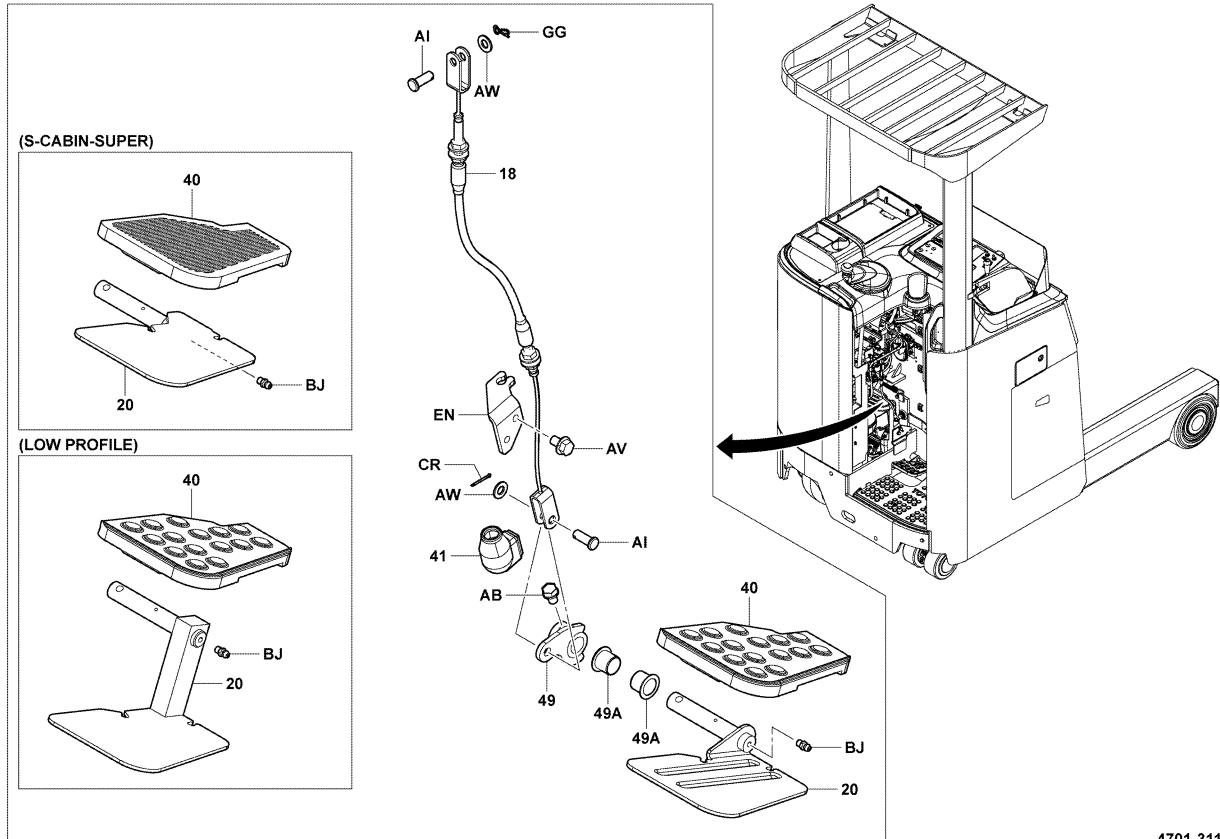
PART NAME CODE	PART NAME	QTY	PART NAME CODE	PART NAME	QTY
4505-11	CABLE ASSY, SPIRAL ENS. DE CABLE SEILZUG, VOLLST. CONJUNTO DE CABLE	1	4505-BB	BEARING ROULEMENT LAGER COJINETE	2
4505-54	SENSOR, THROTTLE POSITION DETECTEUR SENSOR SENSOR	1	4505-BF	BUSHING BAGUE BUCHSE BUJE	2
4505-AF	PIN, SENSOR GOUPIILLE STIFT PASADOR	1	4505-BG	PLATE SUB-ASSY SOUS-ENS. DE PLAQUE PLATTEN-TEILGRUPPE SUBCONJUNTO DE PLACA	1
4505-AL	CLAMP PINSE KLEMME ABRAZADERA	1	4505-BH	PLATE SUB-ASSY SOUS-ENS. DE PLAQUE PLATTEN-TEILGRUPPE SUBCONJUNTO DE PLACA	1
4505-AP	RING, SHAFT SNAP ANNEAU RING ANILLO	1	4505-BI	WASHER, PLATE RODELLE UNTERLEGSSCHEIBE ARANDELA	1
4505-AQ	RING, SHAFT SNAP ANNEAU RING ANILLO	1	4505-BJ	CUSHION COUSSIN POLSTER ALMOHADILLA	1
4505-AR	RING, HOLE SNAP ANNEAU RING ANILLO	1	4505-BL	BOLT BOULON SCHRAUBE PERNO	1
4505-AW	SCREW VIS SCHRAUBE TORNILLO	3	4505-BM	SCREW VIS SCHRAUBE TORNILLO	2
4505-AY	SPRING, STEERING RESSORT FEDER RESORTE	1			
4505-BA	PLATE PLAQUE PLATTE PLACA	1			



4701

BRAKE PEDAL  
PEDALE DE FREIN

BREMSPEDAL  
PEDAL DEL FRENO



4701-311

4701-311\_

4701

BRAKE PEDAL  
PEDALE DE FREIN

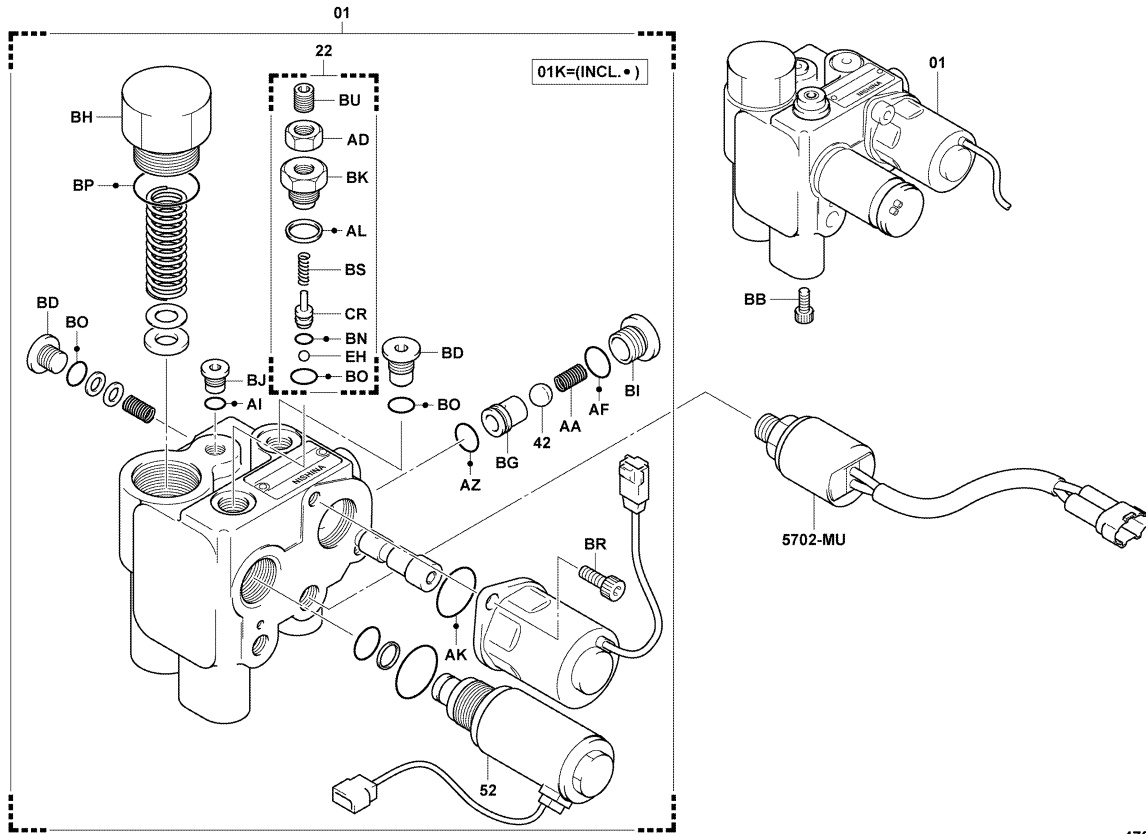
BREMSPEDAL  
PEDAL DEL FRENO

PART NAME CODE	PART NAME	QTY	PART NAME CODE	PART NAME	QTY
4701-18	CABLE ASSY, CONTROL ENS. DE CABLE SEILZUG, VOLLST. CONJUNTO DE CABLE	1	4701-BJ	FITTING, GREASE RACCORD ANSCHLUSSTUCK ACOPLADOR	1
4701-20	PEDAL SUB-ASSY, BRAKE SOUS-ENS. DE PEDALE PEDAL-TEILGRUPPE SUBCONJUNTO DEL PEDAL	1	4701-CR	PIN, COTTER GOUPILLE STIFT PASADOR	1
4701-40	PAD, PEDAL TAMPON KLOTZ ALMOHADILLA	1	4701-EN	BRACKET SUPPORT TRAGER SOPORTE	1
4701-41	BOOT COFFRE MANSCHETTE FORRO	1	4701-GG	CLIP AGRAFE CLIP FIJADOR	1
4701-49	SHAFT, BRAKE PEDAL ARBRE WELLE EJE	1			
4701-49A	BUSHING BAGUE BUCHSE BUJE	2			
4701-AB	BOLT BOULON SCHRAUBE PERNO	1			
4701-AI	PIN, WHOLE GOUPILLE STIFT PASADOR	2			
4701-AV	BOLT BOULON SCHRAUBE PERNO	2			
4701-AW	WASHER, PLATE RODELLE UNTERLEGSCHIEBE ARANDELA	2			

4704

BRAKE VALVE  
SOUPAPE DE FREIN

BREMSVENTIL  
VALVULA DEL FRENO



4704-033

4704-033\_

4704

BRAKE VALVE  
SOUPAPE DE FREIN

BREMSVENTIL  
VALVULA DEL FRENO

PART NAME CODE	PART NAME	QTY	PART NAME CODE	PART NAME	QTY
4704-01	VALVE ASSY, BRAKE ENS. DE SOUPAPE VENTIL, VOLLST. CONJUNTO DE VALVULA	1	4704-AL	RING, O ANNEAU RING ANILLO	1
4704-01K	VALVE O/H KIT, BRAKE JEU O/H DE SOUPAPE VENTIL-UBERHOLSATZ JUEGO O/H DE VALVULA	1	4704-AZ	RING, O ANNEAU RING ANILLO	1
4704-22	VALVE SUB-ASSY, RELIEF SOUS-ENS. DE SOUPAPE VENTIL-TEILGRUPPE SUBCONJUNTO DE VALVULA	1	4704-BB	BOLT BOULON SCHRAUBE PERNO	2
4704-42	BALL, STEEL BILLE KUGEL BOLA	1	4704-BD	PLUG BOUCHON STOPFEN TAPON	2
4704-52	VALVE, SOLENOID SOUPAPE VENTIL VALVULA	1	4704-BG	FILTER FILTRE FILTER FILTRO	1
4704-AA	SPRING, COMPRESSION RESSORT FEDER RESORTE	1	4704-BH	PLUG BOUCHON STOPFEN TAPON	1
4704-AD	NUT ECROU MUTTER TUERCA	1	4704-BI	PLUG BOUCHON STOPFEN TAPON	1
4704-AF	RING, O ANNEAU RING ANILLO	1	4704-BJ	PLUG BOUCHON STOPFEN TAPON	2
4704-AI	RING, O ANNEAU RING ANILLO	2	4704-BK	SLEEVE MANCHON HULSE MANGUITO	1
4704-AK	RING, O ANNEAU RING ANILLO	1	4704-BN	RING, O ANNEAU RING ANILLO	1

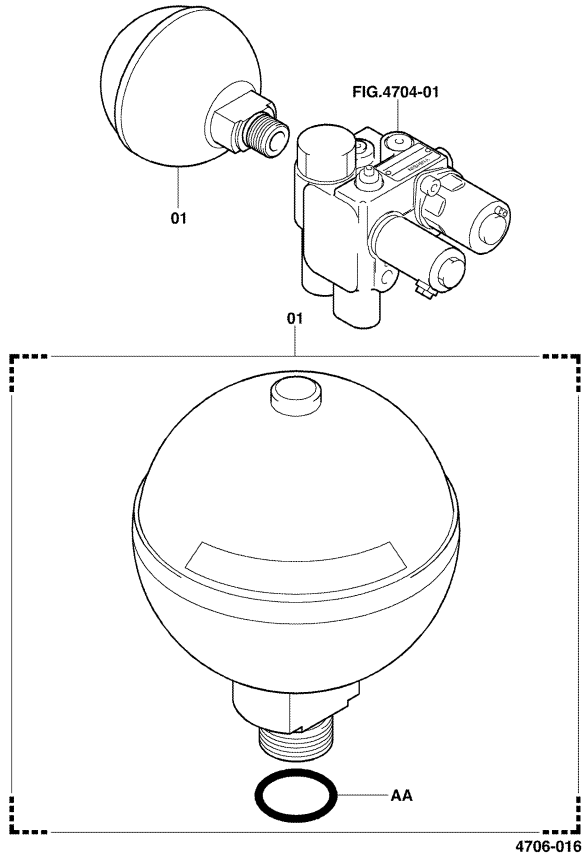
<b>4704</b>		<b>BRAKE VALVE SOUPAPE DE FREIN</b>		<b>BREMSVENTIL VALVULA DEL FRENO</b>	
<b>PART NAME CODE</b>	<b>PART NAME</b>	<b>QTY</b>	<b>PART NAME CODE</b>	<b>PART NAME</b>	<b>QTY</b>
<b>4704-BO</b>	<b>RING, O</b> ----- ANNEAU RING ANILLO	<b>1-2</b>			
<b>4704-BP</b>	<b>RING, O</b> ----- ANNEAU RING ANILLO	<b>1</b>			
<b>4704-BR</b>	<b>BOLT</b> ----- BOULON SCHRAUBE PERNO	<b>2</b>			
<b>4704-BS</b>	<b>SPRING</b> ----- RESSORT FEDER RESORTE	<b>1</b>			
<b>4704-BU</b>	<b>BOLT</b> ----- BOULON SCHRAUBE PERNO	<b>1</b>			
<b>4704-CR</b>	<b>STOPPER</b> ----- BUTEE ANSCHLAG TOPE	<b>1</b>			
<b>4704-EH</b>	<b>BALL, STEEL</b> ----- BILLE KUGEL BOLA	<b>1</b>			
<b>4704-FH</b>	<b>BAND</b> ----- BANDE BAND BANDA	<b>2</b>			
<b>4704-FJ</b>	<b>RIVET</b> ----- RIVET NIET REMACHE	<b>2</b>			

<b>4704</b>		<b>BRAKE VALVE SOUPAPE DE FREIN</b>		<b>BREMSVENTIL VALVULA DEL FRENO</b>	
<b>PART NAME CODE</b>	<b>PART NAME</b>	<b>QTY</b>	<b>PART NAME CODE</b>	<b>PART NAME</b>	<b>QTY</b>

4706

BRAKE ACCUMULATOR  
ACCUMULATEUR DE FREIN

BREMSAKKUMULATOR  
ACUMULADOR DEL FRENO



4706-016\_

4706

BRAKE ACCUMULATOR  
ACCUMULATEUR DE FREIN

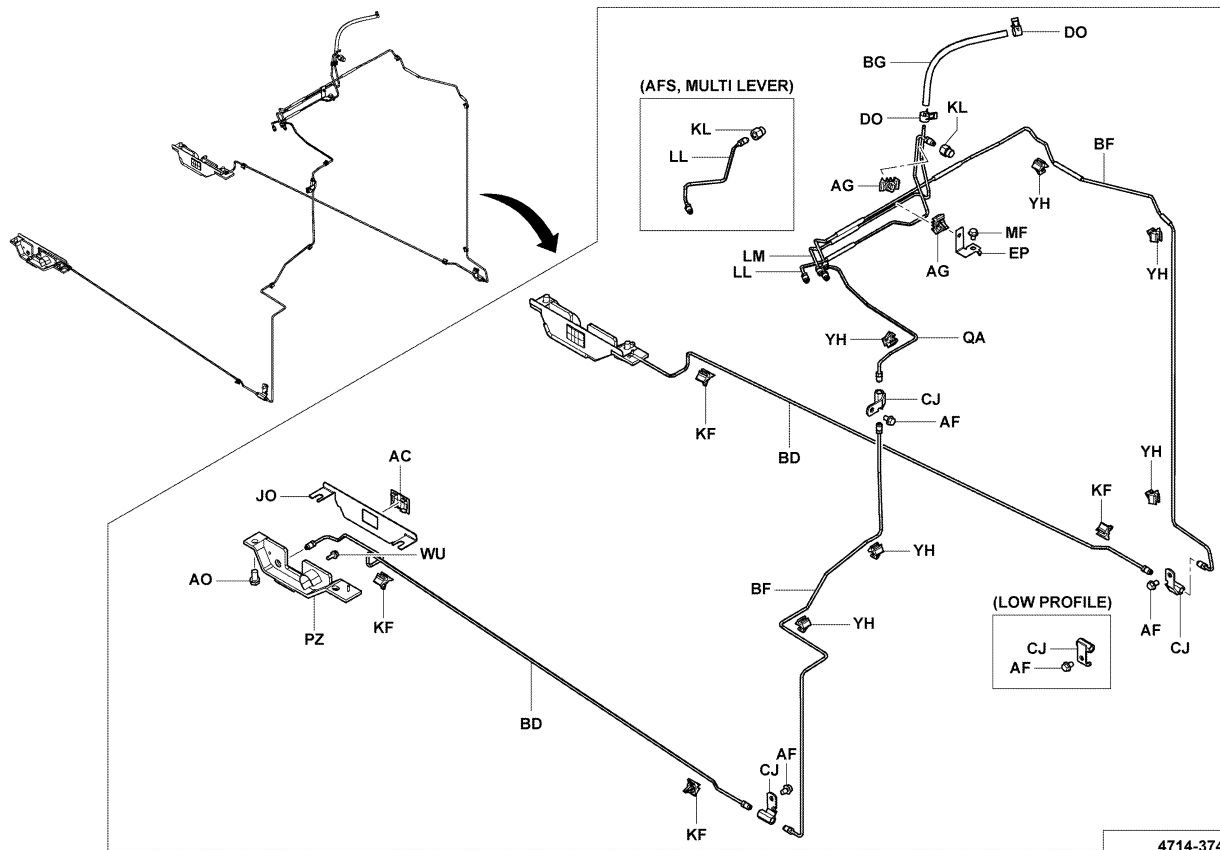
BREMSAKKUMULATOR  
ACUMULADOR DEL FRENO

PART NAME CODE	PART NAME	QTY	PART NAME CODE	PART NAME	QTY
4706-01	ACCUMULATOR ASSY ----- ENS. D'ACCUMULATEUR AKKUMULATOR-VOLLST. CONJUNTO DEL ACUMULADOR	1			
4706-AA	RING, O ----- ANNEAU RING ANILLO	1			

4714

BRAKE PIPE  
TUYAUTERIE DE FREIN

BREMSROHRLEITUNG  
TUBO DEL FRENO



4714-374

4714-374\_

4714

BRAKE PIPE  
TUYAUTERIE DE FREIN

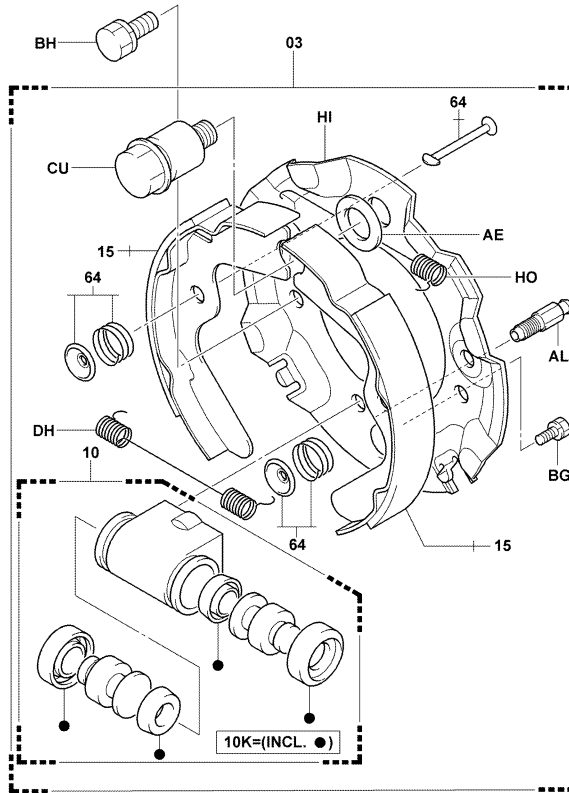
BREMSROHRLEITUNG  
TUBO DEL FRENO

PART NAME CODE	PART NAME	QTY	PART NAME CODE	PART NAME	QTY
4714-AC	PLUG BOUCHON STOPFEN TAPON	2	4714-JO	COVER COUVERCLE DECKEL CUBIERTA	1
4714-AF	BOLT BOULON SCHRAUBE PERNO	1-2	4714-KF	CLIP AGRAFE CLIP FIJADOR	4
4714-AG	CLAMP PINSE KLEMME ABRAZADERA	1-2	4714-KL	FITTING RACCORD ANSCHLUSSTUCK ACOPLADOR	1
4714-AO	BOLT BOULON SCHRAUBE PERNO	4	4714-LL	PIPE SUB-ASSY SOUS-ENS. DE TUYAU ROHR-TEILGRUPPE SUBCONJUNTO DE TUBO	1
4714-BD	PIPE SUB-ASSY, FRONT BRAKE, NO.1 SOUS-ENS. DE TUYAU ROHR-TEILGRUPPE SUBCONJUNTO DE TUBO	1	4714-LM	PIPE SUB-ASSY SOUS-ENS. DE TUYAU ROHR-TEILGRUPPE SUBCONJUNTO DE TUBO	1
4714-BF	PIPE SUB-ASSY, FRONT BRAKE, NO.2 SOUS-ENS. DE TUYAU ROHR-TEILGRUPPE SUBCONJUNTO DE TUBO	1	4714-MF	BOLT BOULON SCHRAUBE PERNO	1
4714-BG	HOSE FLEXIBLE SCHLAUCH MANGUERA	1	4714-PZ	COVER SUB-ASSY, SENSOR SOUS-ENS. DE COUVERCLE DECKEL-TEILGRUPPE SUBCONJUNTO DE CUBIERTA	1
4714-CJ	2-WAY 2 SENS ZWEIWEG-VERTEILER 2 VIAS	1-2	4714-QA	PIPE SUB-ASSY, FRONT BRAKE, NO.3 SOUS-ENS. DE TUYAU ROHR-TEILGRUPPE SUBCONJUNTO DE TUBO	1
4714-DO	CLIP AGRAFE CLIP FIJADOR	2	4714-WU	BOLT BOULON SCHRAUBE PERNO	2
4714-EP	BRACKET SUPPORT TRAGER SOPORTE	1	4714-YH	CLIP AGRAFE CLIP FIJADOR	3

4715

DRUM BRAKE  
FREIN A TAMBOUR

TROMMELBREMSE  
FRENO DE TAMBOR



4715-104C

4715-104C

4715

DRUM BRAKE  
FREIN A TAMBOUR

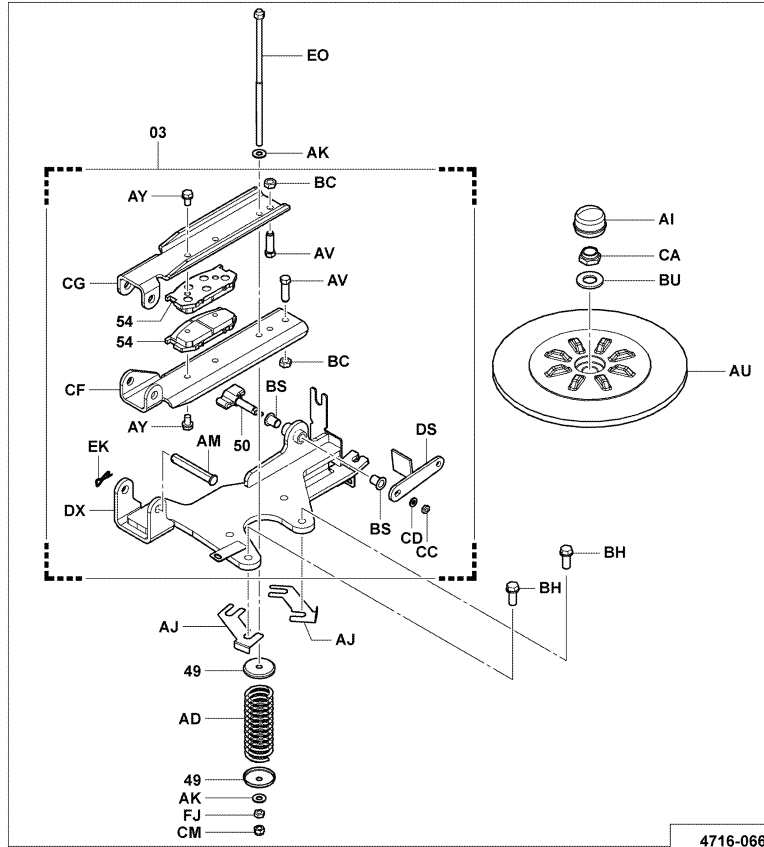
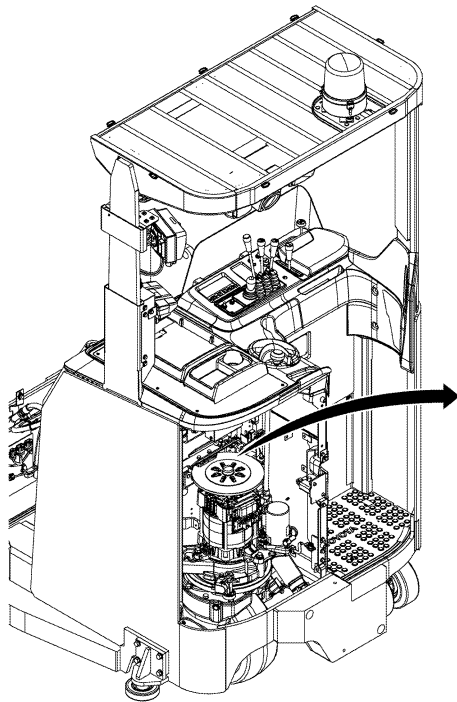
TROMMELBREMSE  
FRENO DE TAMBOR

PART NAME CODE	PART NAME	QTY	PART NAME CODE	PART NAME	QTY
4715-03	BRAKE ASSY, DRUM ----- ENS. DE FREIN BREMSE, VOLLST. CONJUNTO DEL FRENO	2			
4715-BH	BOLT, BRAKE SET ----- BOULON SCHRAUBE PERNO	4			

4716

DISC BRAKE  
FREIN A DISQUE

SCHEIBENBREMSE  
FRENO DE DISCO



4716-066

4716-066\_

4716

DISC BRAKE  
FREIN A DISQUE

SCHEIBENBREMSE  
FRENO DE DISCO

PART NAME CODE	PART NAME	QTY	PART NAME CODE	PART NAME	QTY
4716-03	BRAKE ASSY, DISC ENS. DE FREIN BREMSE, VOLLST. CONJUNTO DEL FRENO	1	4716-AV	BOLT BOULON SCHRAUBE PERNO	2
4716-49	CUP COUPELLE DICHTMANSCHETTE TAZA	2	4716-AY	BOLT BOULON SCHRAUBE PERNO	4
4716-50	CAM CAME NOCKEN LEVA	1	4716-BC	NUT ECROU MUTTER TUERCA	2
4716-54	PAD, BRAKE TAMPON KLOTZ ALMOHADILLA	2	4716-BH	BOLT BOULON SCHRAUBE PERNO	4
4716-AD	SPRING RESSORT FEDER RESORTE	1	4716-BS	BUSHING BAGUE BUCHSE BUJE	2
4716-AI	CAP CAPUCHON KAPPE TAPA	1	4716-BU	WASHER, PLATE RODELLE UNTERLEGSCHIEBE ARANDELA	1
4716-AJ	SHIM CALE AUSGLEICHSCHEIBE CALCE	99	4716-CA	NUT, SELF LOCK ECROU MUTTER TUERCA	1
4716-AK	WASHER, PLATE RODELLE UNTERLEGSCHIEBE ARANDELA	2	4716-CC	NUT ECROU MUTTER TUERCA	1
4716-AM	PIN, W/HOLE GOUPILLE STIFT PASADOR	1	4716-CD	WASHER, SPRING RODELLE UNTERLEGSCHIEBE ARANDELA	1
4716-AU	DISC, BRAKE DISQUE KUPPLUNGSSCHIEBE DISCO	1	4716-CF	LEVER, BRAKE, LOWER LEVIER HEBEL PALANCA	1

4716		DISC BRAKE FREIN A DISQUE		SCHEIBENBREMSE FRENO DE DISCO	
PART NAME CODE	PART NAME	QTY	PART NAME CODE	PART NAME	QTY
4716-CG	LEVER, BRAKE, UPPER ----- LEVIER HEBEL PALANCA	1			
4716-CM	NUT ----- ECROU MUTTER TUERCA	1			
4716-DS	LEVER ----- LEVIER HEBEL PALANCA	1			
4716-DX	SUPPORT SUB-ASSY, BRAKE ----- SOUS-ENS. DE SUPPORT STUTZEN-TEILGRUPPE SUBCONJUNTO DEL SOPORTE	1			
4716-EK	CLIP ----- AGRAFE CLIP FIJADOR	1			
4716-EO	BOLT SUB-ASSY ----- SOUS-ENS. DE BOULON SCHRAUBEN-TEILGRUPPE SUBCONJUNTO DEL PERNO	1			
4716-FJ	NUT ----- ECROU MUTTER TUERCA	1			

4716		DISC BRAKE FREIN A DISQUE		SCHEIBENBREMSE FRENO DE DISCO	
PART NAME CODE	PART NAME	QTY	PART NAME CODE	PART NAME	QTY

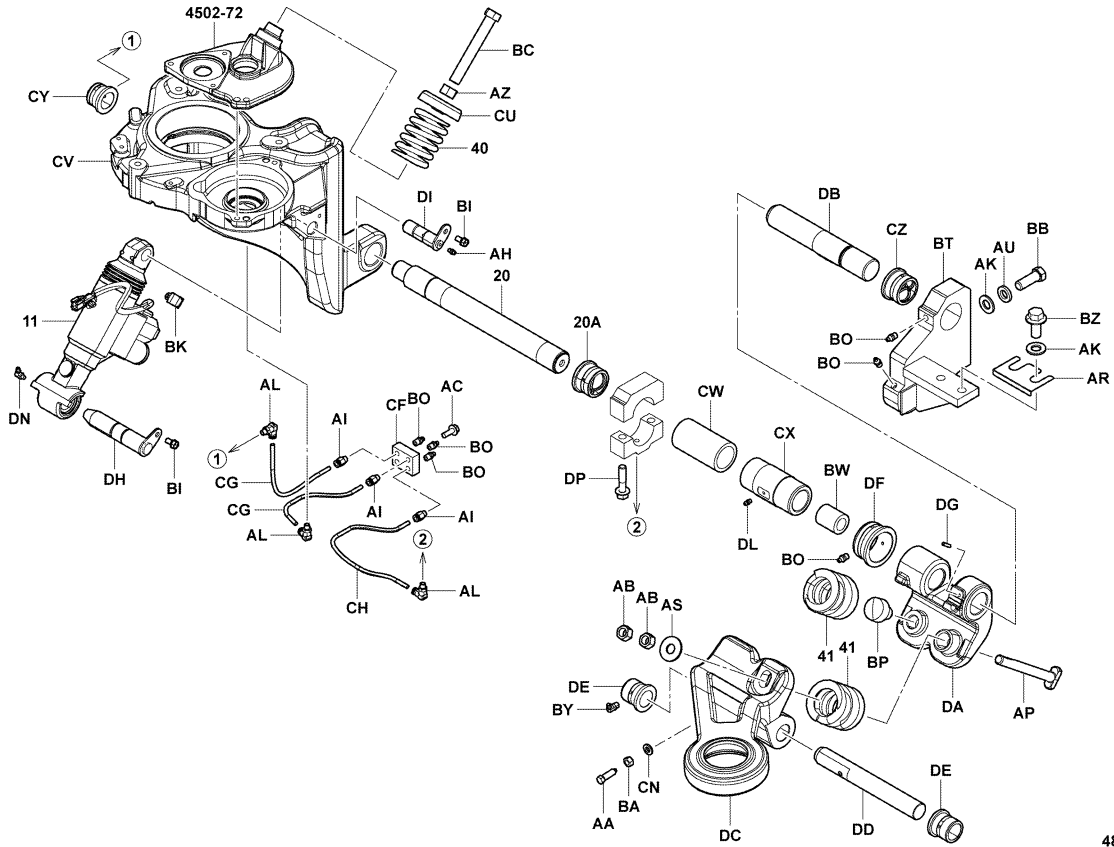


4805

SUSPENSION LINK  
TRINGLE DE SUSPENSION

SCHUBSTANGE  
ARTICULACION DE LA SUSPENSION

10,13,K9,K10,K13,S10,S13



4805-042

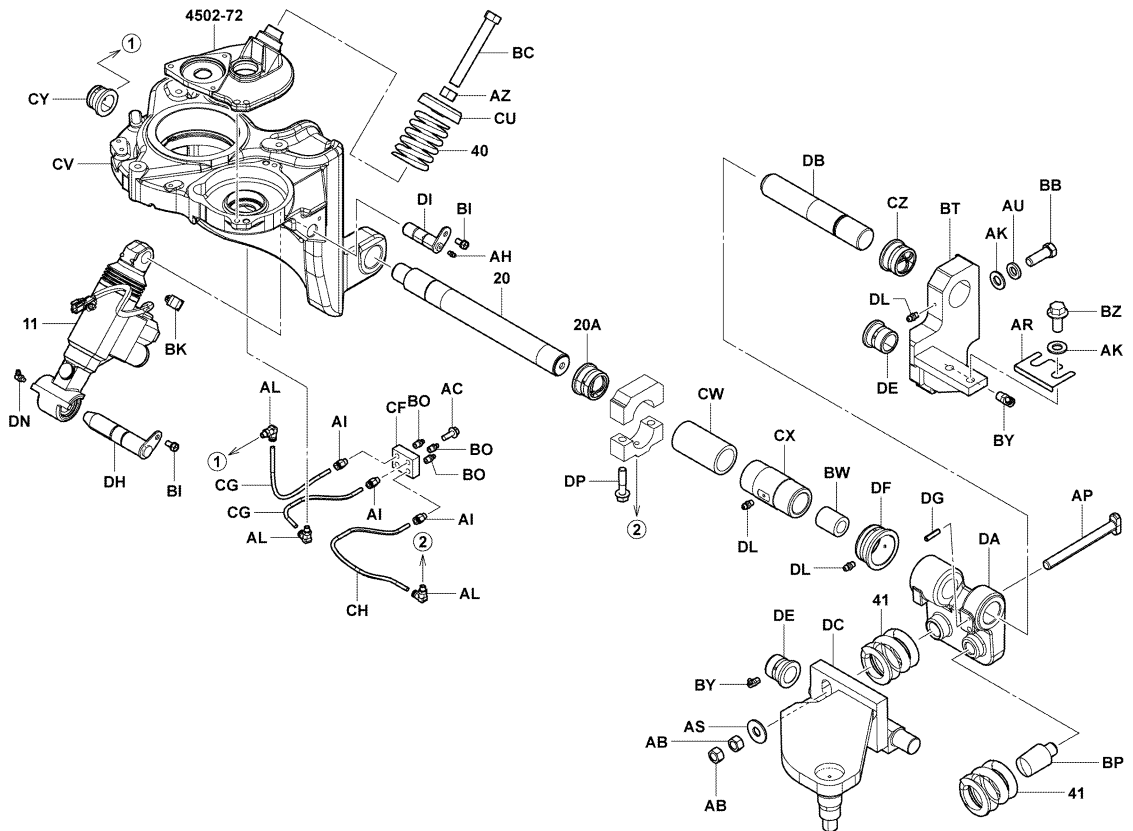
4805-042\_

4805

SUSPENSION LINK  
TRINGLE DE SUSPENSION

SCHUBSTANGE  
ARTICULACION DE LA SUSPENSION

10,13,K9,K10,K13 (LOW PROFILE)



4805-043

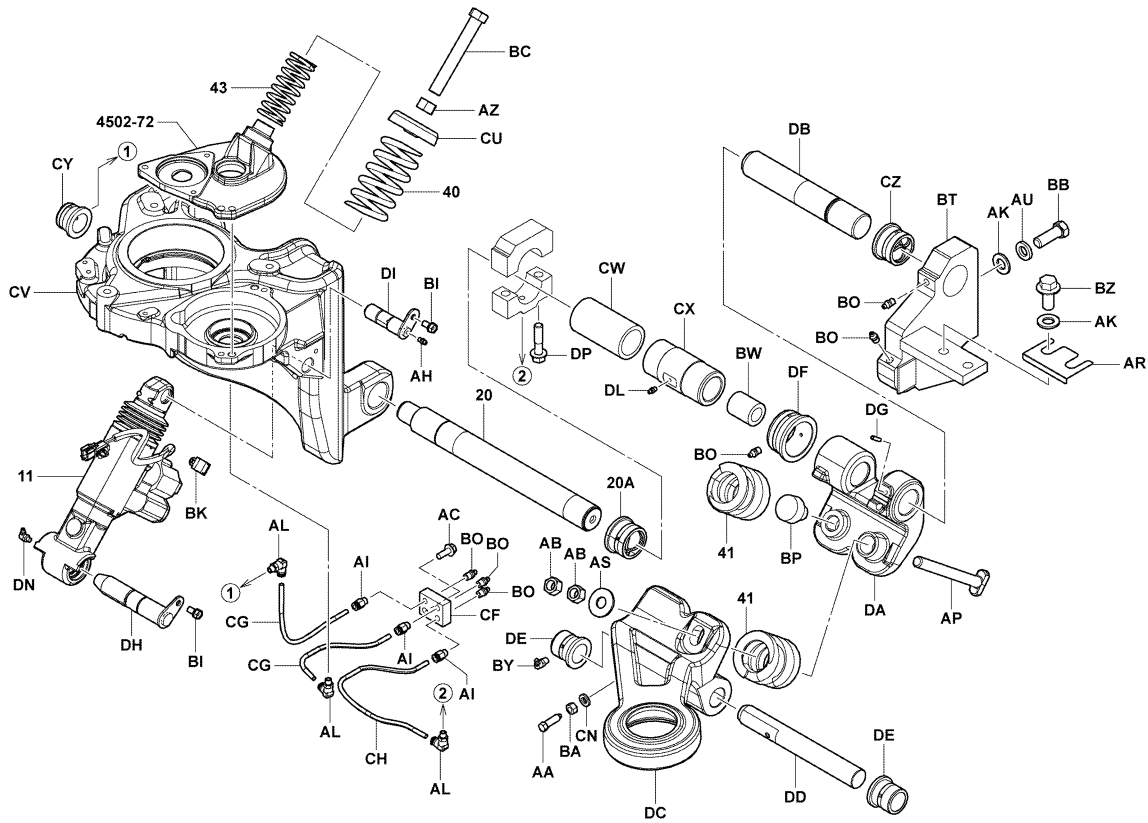
4805-043\_

4805

SUSPENSION LINK  
TRINGLE DE SUSPENSION

SCHUBSTANGE  
ARTICULACION DE LA SUSPENSION

14,15,18,S14,S15,S18



4805-046

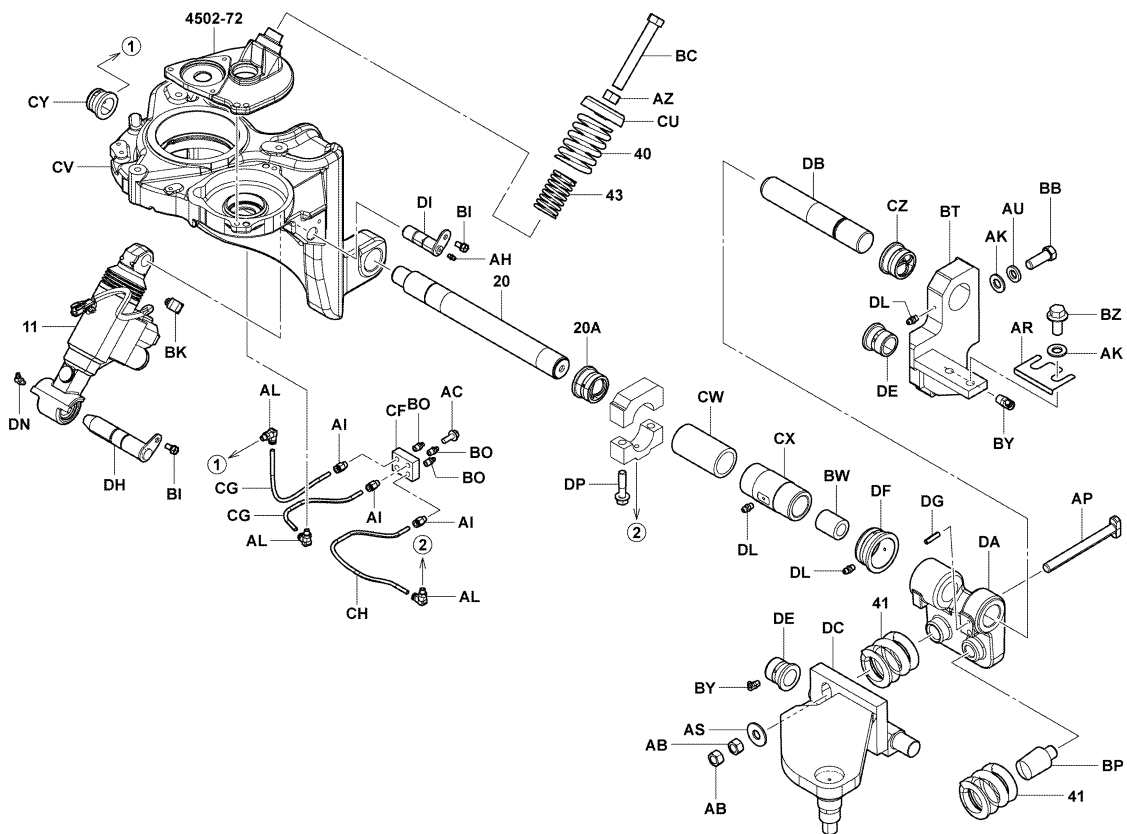
4805-046\_

4805

SUSPENSION LINK  
TRINGLE DE SUSPENSION

SCHUBSTANGE  
ARTICULACION DE LA SUSPENSION

14,15,18 (LOW PROFILE)



4805-044

4805-044\_

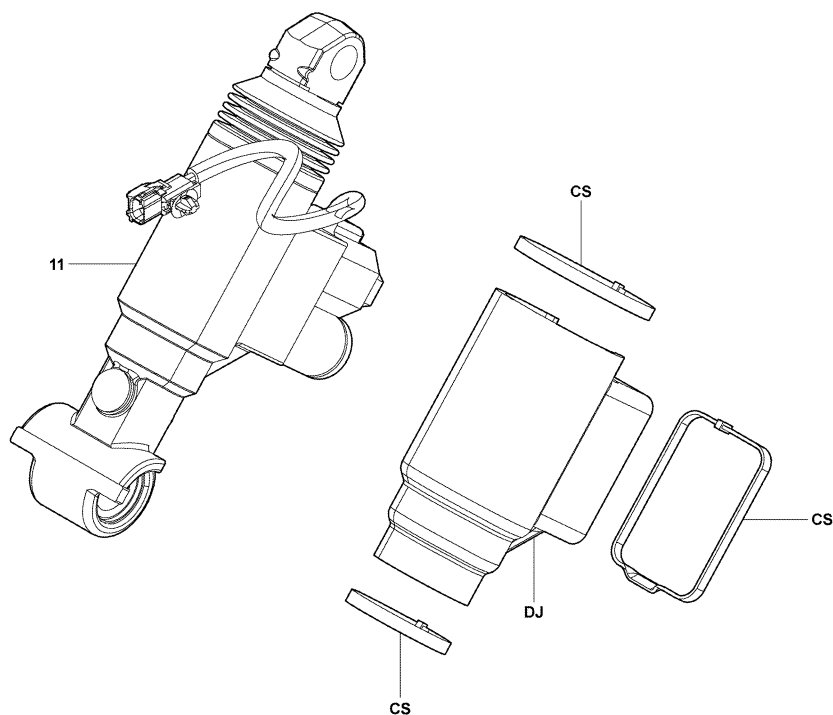


**4805**

**SUSPENSION LINK**  
**TRINGLE DE SUSPENSION**

**SCHUBSTANGE**  
**ARTICULACION DE LA SUSPENSION**

15,18,20,25,30,S15,S18,S20,S25 (S-CABIN-SUPER) [LOCK CYLINDE



4805-045

4805-045\_

**4805**

**SUSPENSION LINK**  
**TRINGLE DE SUSPENSION**

**SCHUBSTANGE**  
**ARTICULACION DE LA SUSPENSION**

PART NAME CODE	PART NAME	QTY	PART NAME CODE	PART NAME	QTY
4805-11	CYLINDER ASSY, SWING LOCK ENS. DE CYLINDRE ZYLINDER, VOLLST. CONJUNTO DEL CILINDRO	1	4805-AI	CONNECTOR, STRAIGHT CONNECTEUR STECKVERBINDER CONECTOR	3
4805-20	SHAFT SUB-ASSY, NO.1 SOUS-ENS. D'ARBRE WELLEN-TEILGRUPPE SUBCONJUNTO DEL EJE	1	4805-AK	WASHER, PLATE RODELLE UNTERLEGSCHIEBE ARANDELA	4
4805-20A	BUSHING BAGUE BUCHSE BUJE	1	4805-AL	CONNECTOR CONNECTEUR STECKVERBINDER CONECTOR	3
4805-40	SPRING, SUSPENSION RESSORT FEDER RESORTE	1-2	4805-AO	NUT ECROU MUTTER TUERCA	1
4805-41	SPRING, CASTER RESSORT FEDER RESORTE	2-3	4805-AP	BOLT BOULON SCHRAUBE PERNO	1
4805-43	SPRING, SUSPENSION RESSORT FEDER RESORTE	1	4805-AR	SHIM CALE AUSGLEICHSCHEIBE CALCE	99
4805-AA	BOLT BOULON SCHRAUBE PERNO	1	4805-AS	WASHER, PLATE RODELLE UNTERLEGSCHIEBE ARANDELA	1
4805-AB	NUT ECROU MUTTER TUERCA	2	4805-AU	WASHER, SPRING RODELLE UNTERLEGSCHIEBE ARANDELA	2
4805-AC	BOLT BOULON SCHRAUBE PERNO	1	4805-AZ	NUT ECROU MUTTER TUERCA	1
4805-AH	FITTING, GREASE RACCORD ANSCHLUSSTUCK ACOPLADOR	1	4805-BA	NUT ECROU MUTTER TUERCA	1

4805		SUSPENSION LINK TRINGLE DE SUSPENSION		SCHUBSTANGE ARTICULACION DE LA SUSPENSION	
PART NAME CODE	PART NAME	QTY	PART NAME CODE	PART NAME	QTY
4805-BB	BOLT BOULON SCHRAUBE PERNO	2	4805-BZ	BOLT BOULON SCHRAUBE PERNO	2
4805-BC	BOLT BOULON SCHRAUBE PERNO	1	4805-CF	PLATE PLAQUE PLATTE PLACA	1
4805-BI	BOLT BOULON SCHRAUBE PERNO	2	4805-CG	HOSE, GREASE FLEXIBLE SCHLAUCH MANGUERA	2
4805-BK	CLAMP PINSE KLEMME ABRAZADERA	1	4805-CH	HOSE, GREASE FLEXIBLE SCHLAUCH MANGUERA	1
4805-BL	CLAMP PINSE KLEMME ABRAZADERA	1	4805-CN	WASHER, SPRING RODELLE UNTERLEGSCHIEBE ARANDELA	1
4805-BO	FITTING, GREASE RACCORD ANSCHLUSSTUCK ACOPLADOR	3-6	4805-CS	BAND BANDE BAND BANDA	3
4805-BP	STOPPER BUTEE ANSCHLAG TOPE	1-2	4805-CT	RING, O ANNEAU RING ANILLO	2
4805-BT	BRACKET SUB-ASSY SOUS-ENS. DE SUPPORT TRAGER-TEILGRUPPE SUBCONJUNTO DE LA SOPORTE	1	4805-CU	STOPPER BUTEE ANSCHLAG TOPE	1
4805-BW	SPACER ENTRETOISE DISTANZSTUCK SEPARADOR	1	4805-CV	SUPPORT, DRIVE UNIT SUPPORT STUTZE SOPORTE	1
4805-BY	FITTING, GREASE RACCORD ANSCHLUSSTUCK ACOPLADOR	1-2	4805-CW	COLLAR COLLIER BUCHSE COLLAR	1

4805		SUSPENSION LINK TRINGLE DE SUSPENSION		SCHUBSTANGE ARTICULACION DE LA SUSPENSION	
PART NAME CODE	PART NAME	QTY	PART NAME CODE	PART NAME	QTY
4805-CX	COUPLING, SUSPENSION ACCOULEMENT KUPPLUNG ACOPLAMIENTO	1	4805-DH	PIN SUB-ASSY, CYLINDER SOUS-ENS. DE GOUPILLE STIFT-TEILGRUPPE SUBCONJUNTO DE PASADOR	1
4805-CY	BUSHING BAGUE BUCHSE BUJE	1	4805-DI	PIN SUB-ASSY, CYLINDER SOUS-ENS. DE GOUPILLE STIFT-TEILGRUPPE SUBCONJUNTO DE PASADOR	1
4805-CZ	BUSHING BAGUE BUCHSE BUJE	1	4805-DJ	SPONGE EPONGE SCHWAMM ESPONJA	1
4805-DA	ARM, SPRING BRAS ARM BRAZO	1	4805-DL	FITTING, GREASE RACCORD ANSCHLUSSTUCK ACOPLADOR	1-3
4805-DB	SHAFT, SUSPENSION ARBRE WELLE EJE	1	4805-DN	FITTING, GREASE RACCORD ANSCHLUSSTUCK ACOPLADOR	1
4805-DC	ARM, CASTER BRAS ARM BRAZO	1	4805-DP	BOLT BOULON SCHRAUBE PERNO	2
4805-DD	PIN, CATER ARM GOUPILLE STIFT PASADOR	1	4805-DQ	BOOT COFFRE MANSCHETTE FORRO	1
4805-DE	BUSHING BAGUE BUCHSE BUJE	2	4805-DR	COIL, SOLENOID BOBINE SPULE BOBINA	1
4805-DF	BUSHING BAGUE BUCHSE BUJE	1	4805-DS	RING, O ANNEAU RING ANILLO	1
4805-DG	PIN, SPRING GOUPILLE STIFT PASADOR	1	4805-DT	RING, O ANNEAU RING ANILLO	1

<b>4805</b>		<b>SUSPENSION LINK</b> <b>TRINGLE DE SUSPENSION</b>		<b>SCHUBSTANGE</b> <b>ARTICULACION DE LA SUSPENSION</b>	
<b>PART NAME</b> <b>CODE</b>	<b>PART NAME</b>	<b>QTY</b>	<b>PART NAME</b> <b>CODE</b>	<b>PART NAME</b>	<b>QTY</b>
<b>4805-DU</b>	<b>COLLAR</b> ----- COLLIER BUCHSE COLLAR	<b>1</b>			
<b>4805-EC</b>	<b>RING, O</b> ----- ANNEAU RING ANILLO	<b>2</b>			
<b>4805-ED</b>	<b>BUSHING</b> ----- BAGUE BUCHSE BUJE	<b>2</b>			

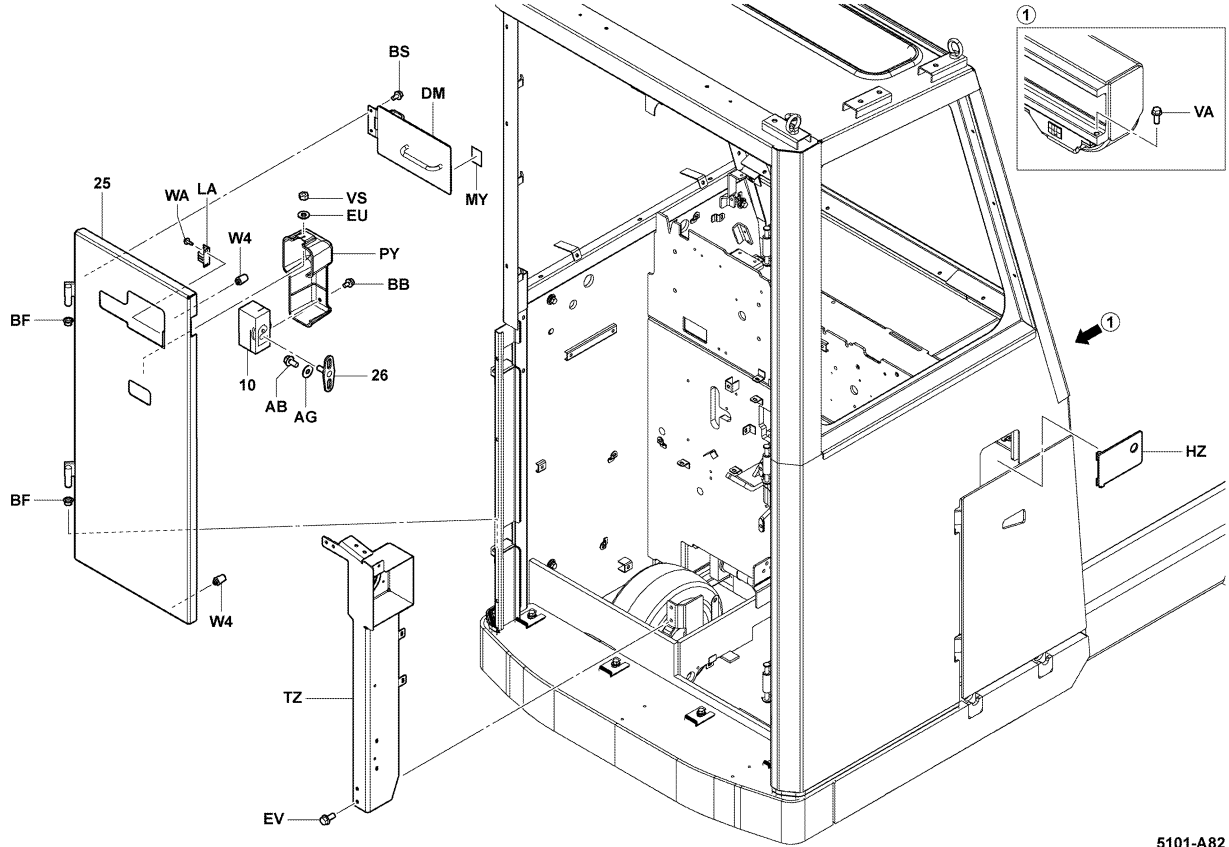
<b>4805</b>		<b>SUSPENSION LINK</b> <b>TRINGLE DE SUSPENSION</b>		<b>SCHUBSTANGE</b> <b>ARTICULACION DE LA SUSPENSION</b>	
<b>PART NAME</b> <b>CODE</b>	<b>PART NAME</b>	<b>QTY</b>	<b>PART NAME</b> <b>CODE</b>	<b>PART NAME</b>	<b>QTY</b>

5101

FRAME & WEIGHT  
CADRE & POIDS

RAHMEN & GEGENGEWICHT  
BASTIDOR Y CONTRAPESO

15,18,20,25,30,S15,S18,S20,S25 (S-CABIN-SUPER)



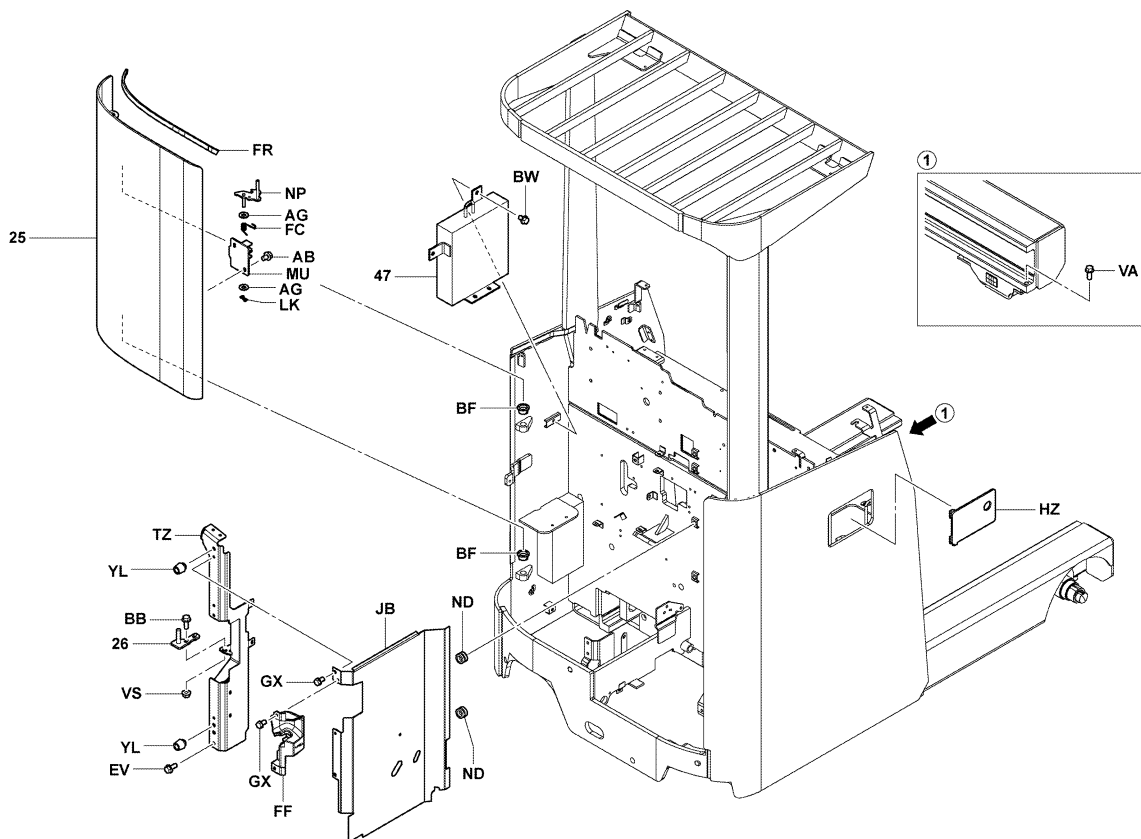
5101-A82

5101-A82\_

5101

FRAME & WEIGHT  
CADRE & POIDS

RAHMEN & GEGENGEWICHT  
BASTIDOR Y CONTRAPESO



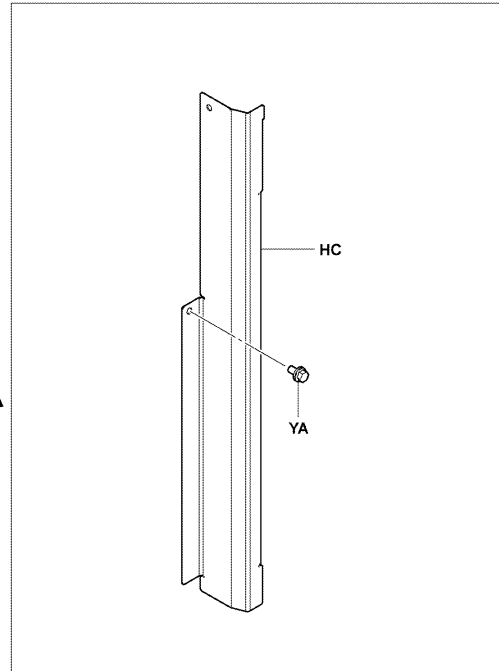
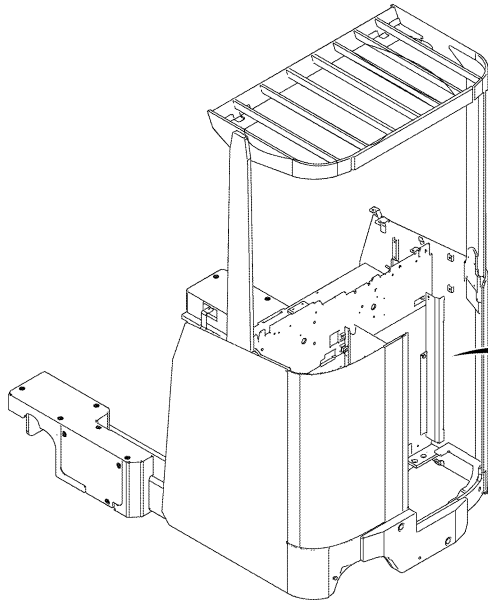
5101-A81

5101-A81\_

5101

FRAME & WEIGHT  
CADRE & POIDS

RAHMEN & GEGENGEWICHT  
BASTIDOR Y CONTRAPESO



5101-A62

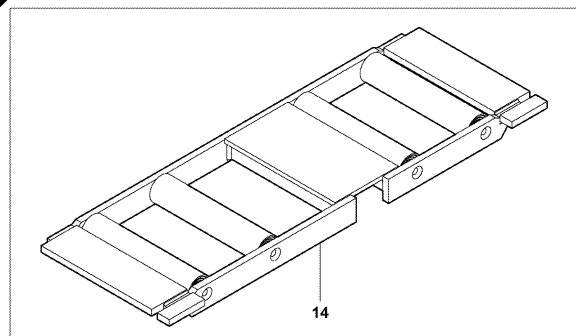
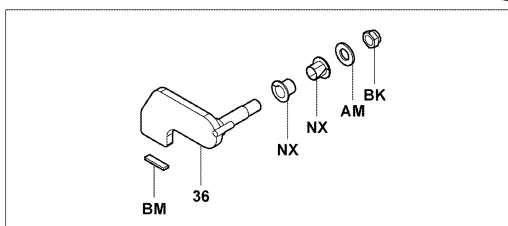
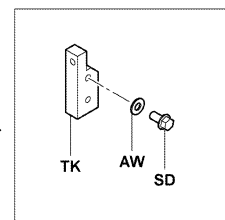
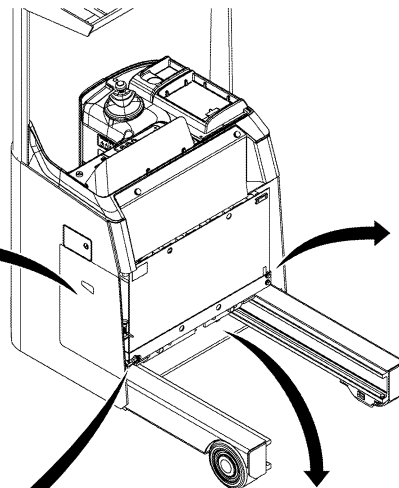
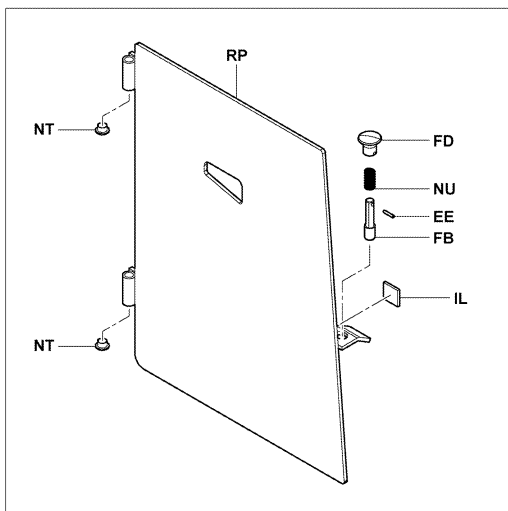
5101-A62\_

5101

FRAME & WEIGHT  
CADRE & POIDS

RAHMEN & GEGENGEWICHT  
BASTIDOR Y CONTRAPESO

(SIDE PULL B/T)



5101-A83

5101-A83\_



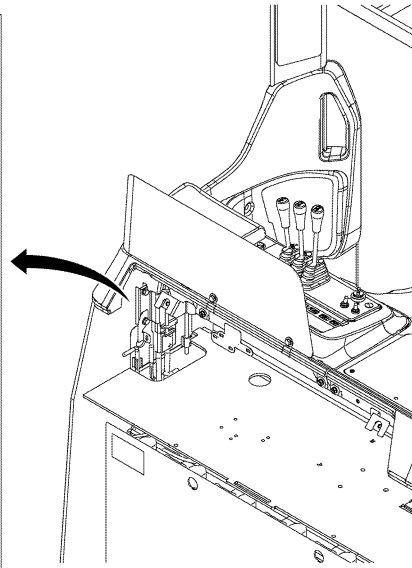
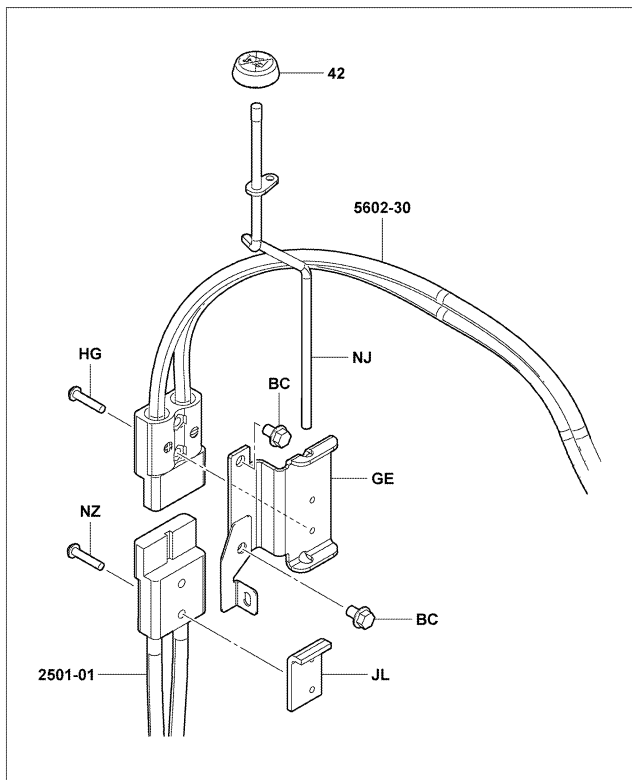


**5101**

**FRAME & WEIGHT  
CADRE & POIDS**

**RAHMEN & GEGENGEWICHT  
BASTIDOR Y CONTRAPESO**

[BATTERY PLUG]



5101-A70

5101-A70\_

**5101**

**FRAME & WEIGHT  
CADRE & POIDS**

**RAHMEN & GEGENGEWICHT  
BASTIDOR Y CONTRAPESO**

PART NAME CODE	PART NAME	QTY	PART NAME CODE	PART NAME	QTY
5101-10	LOCK ASSY, DOOR ENS. DE VERROU SCHLOSS, VOLLST. CONJUNTO DEL CIERRE	1	5101-AG	WASHER, PLATE RODELLE UNTERLEGSCHIEBE ARANDELA	2
5101-14	GUIDE ASSY, BATTERY ENS. DE GUIDE FUHRUNGS, VOLLST. CONJUNTO DE GUIA	1	5101-AM	WASHER, PLATE RODELLE UNTERLEGSCHIEBE ARANDELA	1
5101-25	DOOR SUB-ASSY, RR SOUS-ENS. DE PORTE TUR-TEILGRUPPE SUBCONJUNTO DE LA PUERTA	1	5101-AW	WASHER, PLATE RODELLE UNTERLEGSCHIEBE ARANDELA	2
5101-26	STRIKER SUB-ASSY SOUS-ENS. DE PERCUTEUR SCHLAGBOLZEN-TEILGRUPPE SUBCONJUNTO DE CERRADERO	1	5101-AX	WASHER, PLATE RODELLE UNTERLEGSCHIEBE ARANDELA	2
5101-36	STOPPER SUB-ASSY, BATTERY SOUS-ENS. DE BUTEE ANSCHLAG-TEILGRUPPE SUBCONJUNTO DEL TOPE	1	5101-BB	BOLT BOULON SCHRAUBE PERNO	2-4
5101-42	KNOB (FOR BATTERY PLUG) SOUS-ENS. DE PLAQUE PLATTEN-TEILGRUPPE SUBCONJUNTO DE PLACA	1	5101-BC	BOLT BOULON SCHRAUBE PERNO	2
5101-47	WEIGHT SUB-ASSY, NO.1 SOUS-ENS. DE POIDS GEWICHT-TEILGRUPPE SUBCONJUNTO DE CONTRAPESO	1	5101-BD	WASHER, PLATE RODELLE UNTERLEGSCHIEBE ARANDELA	2
5101-64	BUMPER, RUBBER PARE-CHOC STOSSDAMPFER PARACHOQUES	2	5101-BF	BUSHING BAGUE BUCHSE BUJE	2
5101-80	WEIGHT, BUMPER POIDS GEWICHT CONTRAPESO	1	5101-BK	NUT, LOCK ECROU MUTTER TUERCA	1
5101-AB	BOLT BOULON SCHRAUBE PERNO	2	5101-BL	BUSHING BAGUE BUCHSE BUJE	2

5101		FRAME & WEIGHT CADRE & POIDS	RAHMEN & GEGENGEWICHT BASTIDOR Y CONTRAPESO		
PART NAME CODE	PART NAME	QTY	PART NAME CODE	PART NAME	QTY
5101-BM	CUSHION COUSSIN POLSTER ALMOHADILLA	1	5101-FB	PIN, STOPPER GOUPILLE STIFT PASADOR	1-2
5101-BS	BOLT BOULON SCHRAUBE PERNO	2	5101-FC	SPRING RESSORT FEDER RESORTE	1
5101-BW	BOLT BOULON SCHRAUBE PERNO	4	5101-FD	KNOB BOULE KNOPF MANDO	1
5101-CV	PLATE PLAQUE PLATTE PLACA	2	5101-FF	COVER COUVERCLE DECKEL CUBIERTA	1
5101-DM	COVER SUB-ASSY, REAR SOUS-ENS. DE COUVERCLE DECKEL-TEILGRUPPE SUBCONJUNTO DE CUBIERTA	1	5101-FN	HINGE CHARNIERE SCHARNIER BISAGRA	1
5101-DY	FITTING, GREASE RACCORD ANSCHLUSSTUCK ACOPLADOR	1	5101-FR	SPONGE EPONGE SCHWAMM ESPONJA	1
5101-EE	PIN, SPRING GOUPILLE STIFT PASADOR	1-2	5101-FT	SHIM CALE AUSGLEICHSCHEIBE CALCE	99
5101-EM	WASHER, PLATE RODELLE UNTERLEGSSCHEIBE ARANDELA	2	5101-GE	BRACKET SUPPORT TRAGER SOPORTE	1
5101-EU	WASHER, PLATE RODELLE UNTERLEGSSCHEIBE ARANDELA	1	5101-GV	NUT ECROU MUTTER TUERCA	2
5101-EV	BOLT BOULON SCHRAUBE PERNO	2	5101-GX	BOLT BOULON SCHRAUBE PERNO	1-4

5101		FRAME & WEIGHT CADRE & POIDS	RAHMEN & GEGENGEWICHT BASTIDOR Y CONTRAPESO		
PART NAME CODE	PART NAME	QTY	PART NAME CODE	PART NAME	QTY
5101-GY	NUT ECROU MUTTER TUERCA	2	5101-LI	NUT ECROU MUTTER TUERCA	2
5101-HC	COVER COUVERCLE DECKEL CUBIERTA	1	5101-LK	CLIP AGRAFE CLIP FIJADOR	1
5101-HG	SCREW VIS SCHRAUBE TORNILLO	2	5101-MB	BOLT BOULON SCHRAUBE PERNO	2
5101-HZ	DOOR SUB-ASSY, SIDE SOUS-ENS. DE PORTE TUR-TEILGRUPPE SUBCONJUNTO DE LA PUERTA	1	5101-MM	BOLT BOULON SCHRAUBE PERNO	4
5101-IL	CUSHION COUSSIN POLSTER ALMOHADILLA	1	5101-MT	HINGE CHARNIERE SCHARNIER BISAGRA	1
5101-JB	PLATE SUB-ASSY SOUS-ENS. DE PLAQUE PLATTEN-TEILGRUPPE SUBCONJUNTO DE PLACA	1	5101-MU	BRACKET SUB-ASSY SOUS-ENS. DE SUPPORT TRAGER-TEILGRUPPE SUBCONJUNTO DE LA SOPORTE	1
5101-JE	SPRING RESSORT FEDER RESORTE	1-3	5101-MY	SEAL JOINT ABDICHTUNG SELLO	1
5101-JL	BRACKET SUPPORT TRAGER SOPORTE	1	5101-ND	RUBBER CAOUTCHOUC GUMMI GOMA	1-2
5101-KR	PLATE PLAQUE PLATTE PLACA	1	5101-NJ	BAR SUB-ASSY SOUS-ENS. DE BAR STAB-TEILGRUPPE SUBCONJUNTO DEL BARRA	1
5101-LA	MAGNET AIMANT MAGNET MAGNETO	1	5101-NP	LEVER SUB-ASSY SOUS-ENS. DE LEVIER HEBEL-TEILGRUPPE SUBCONJUNTO DE LA PALANCA	1

<b>5101</b>		<b>FRAME &amp; WEIGHT CADRE &amp; POIDS</b>		<b>RAHMEN &amp; GEGENGEWICHT BASTIDOR Y CONTRAPESO</b>	
<b>PART NAME CODE</b>	<b>PART NAME</b>	<b>QTY</b>	<b>PART NAME CODE</b>	<b>PART NAME</b>	<b>QTY</b>
<b>5101-NT</b>	<b>BUSHING</b> ----- BAGUE BUCHSE BUJE	<b>2</b>	<b>5101-SD</b>	<b>BOLT</b> ----- BOULON SCHRAUBE PERNO	<b>2</b>
<b>5101-NU</b>	<b>SPRING</b> ----- RESSORT FEDER RESORTE	<b>1</b>	<b>5101-TH</b>	<b>LOCK SUB-ASSY, STOPPER</b> ----- SOUS-ENS. DE VERROU SCHLOSS-TEILGRUPPE SUBCONJUNTO DEL CIERRE	<b>1</b>
<b>5101-NX</b>	<b>BUSHING</b> ----- BAGUE BUCHSE BUJE	<b>2</b>	<b>5101-TK</b>	<b>STOPPER, BATTERY</b> ----- BUTEE ANSCHLAG TOPE	<b>1</b>
<b>5101-NZ</b>	<b>SCREW</b> ----- VIS SCHRAUBE TORNILLO	<b>1-2</b>	<b>5101-TZ</b>	<b>PILLAR SUB-ASSY</b> ----- SOUS-ENS. DE PILLIER SAULEN-TEILGRUPPE SUBCONJUNTO DE PILAR	<b>1</b>
<b>5101-PJ</b>	<b>BRACKET</b> ----- SUPPORT TRAGER SOPORTE	<b>1</b>	<b>5101-VA</b>	<b>BOLT</b> ----- BOULON SCHRAUBE PERNO	<b>1</b>
<b>5101-PY</b>	<b>COVER</b> ----- COUVERCLE DECKEL CUBIERTA	<b>1</b>	<b>5101-VS</b>	<b>NUT</b> ----- ECROU MUTTER TUERCA	<b>1</b>
<b>5101-QJ</b>	<b>PLUG, HOLE</b> ----- BOUCHON STOPFEN TAPON	<b>1</b>	<b>5101-W4</b>	<b>CUSHION</b> ----- COUSSIN POLSTER ALMOHADILLA	<b>2</b>
<b>5101-RI</b>	<b>BOLT</b> ----- BOULON SCHRAUBE PERNO	<b>2</b>	<b>5101-WA</b>	<b>SCREW</b> ----- VIS SCHRAUBE TORNILLO	<b>2</b>
<b>5101-RJ</b>	<b>BOLT</b> ----- BOULON SCHRAUBE PERNO	<b>2</b>	<b>5101-XJ</b>	<b>BOLT</b> ----- BOULON SCHRAUBE PERNO	<b>4</b>
<b>5101-RP</b>	<b>DOOR SUB-ASSY, FRONT, RH</b> ----- SOUS-ENS. DE PORTE TUR-TEILGRUPPE SUBCONJUNTO DE LA PUERTA	<b>1</b>	<b>5101-XP</b>	<b>SPONGE</b> ----- EPONGE SCHWAMM ESPONJA	<b>1</b>

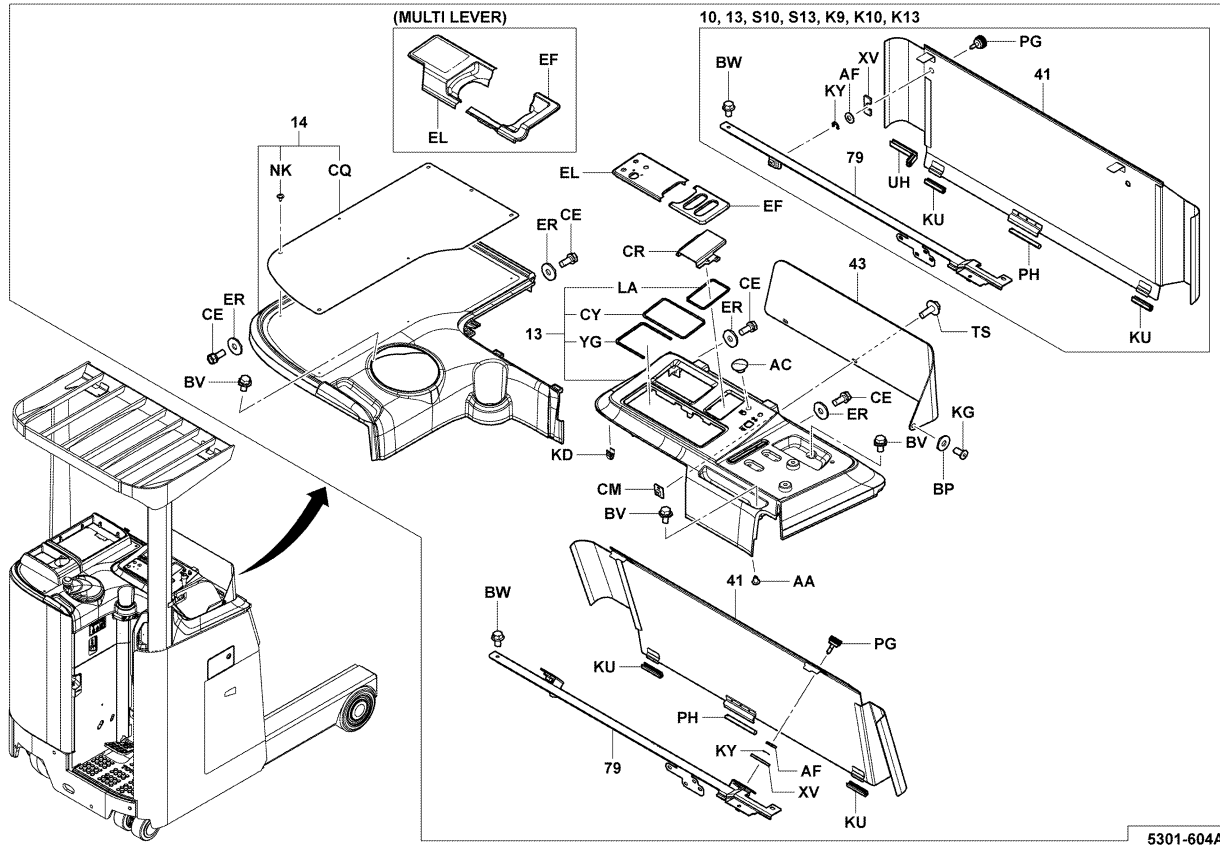
<b>5101</b>		<b>FRAME &amp; WEIGHT CADRE &amp; POIDS</b>		<b>RAHMEN &amp; GEGENGEWICHT BASTIDOR Y CONTRAPESO</b>	
<b>PART NAME CODE</b>	<b>PART NAME</b>	<b>QTY</b>	<b>PART NAME CODE</b>	<b>PART NAME</b>	<b>QTY</b>
<b>5101-XQ</b>	<b>SPONGE</b> ----- EPONGE SCHWAMM ESPONJA	<b>1</b>			
<b>5101-YA</b>	<b>BOLT</b> ----- BOULON SCHRAUBE PERNO	<b>1</b>			
<b>5101-YG</b>	<b>BOLT</b> ----- BOULON SCHRAUBE PERNO	<b>2</b>			
<b>5101-YH</b>	<b>BOSS</b> ----- BOSSAGE FLANSCH TETON	<b>6</b>			
<b>5101-YL</b>	<b>CUSHION</b> ----- COUSSIN POLSTER ALMOHADILLA	<b>2</b>			

5301

INSTRUMENT PANEL & FLOOR  
PANNEAU D'INSTRUMENT & PLANCHER

ARMATURCNBRETT & BODENPLATE  
PISO Y TABLERO DE INSTRUMENTOS

[INSTRUMENT PANEL]



5301-604A

5301-604A

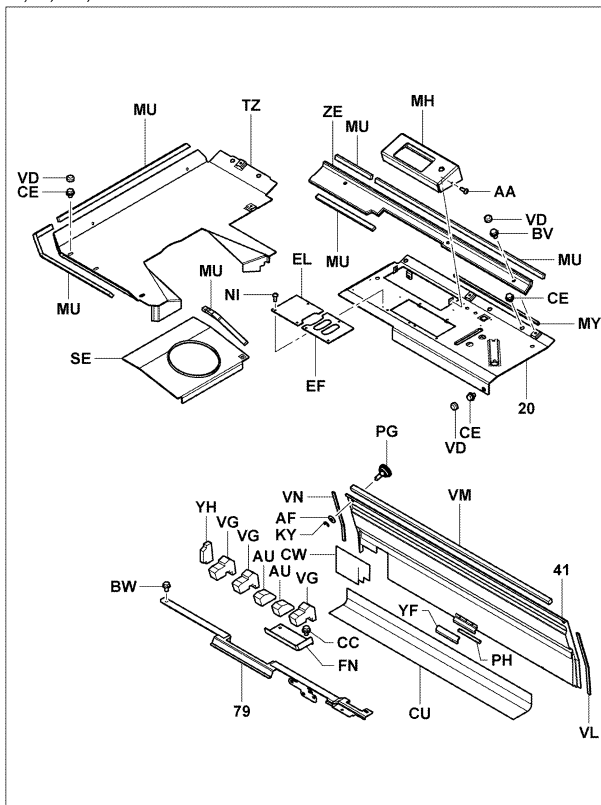
5301

INSTRUMENT PANEL & FLOOR  
PANNEAU D'INSTRUMENT & PLANCHER

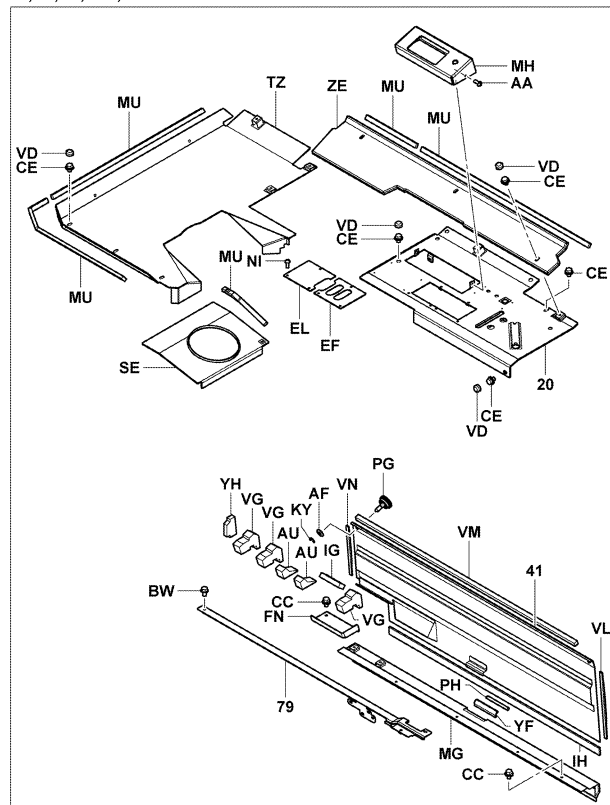
ARMATURCNBRETT & BODENPLATE  
PISO Y TABLERO DE INSTRUMENTOS

15,18,20,25,30,S15,S18,S20,S25 (S-CABIN-SUPER) [INSTRUMENT P

15, 18, S15, S18



20, 25, 30, S20, S25



5301-605

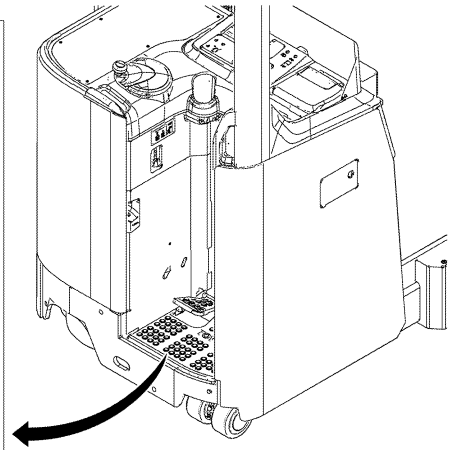
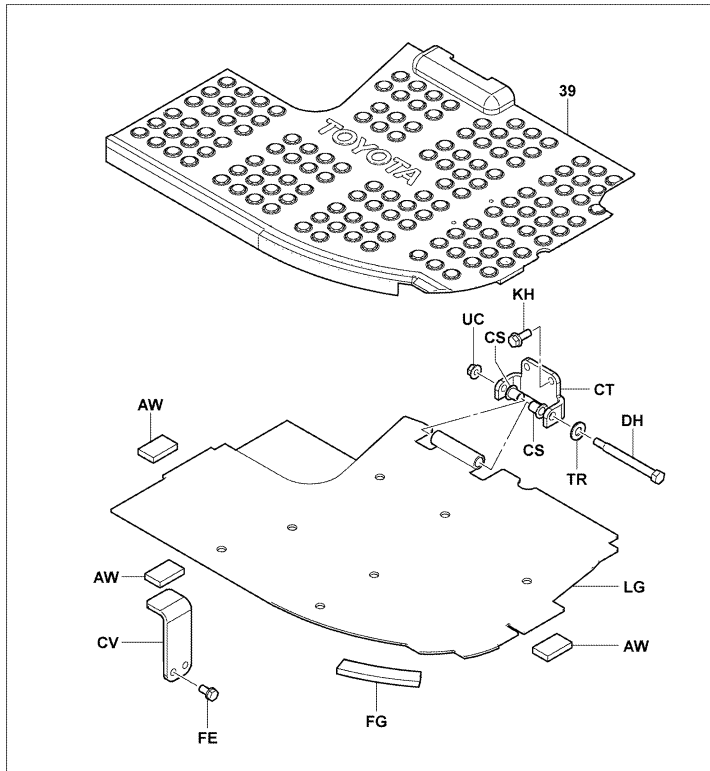
5301-605

5301

INSTRUMENT PANEL & FLOOR  
PANNEAU D'INSTRUMENT & PLANCHER

ARMATURCNBRETT & BODENPLATE  
PISO Y TABLERO DE INSTRUMENTOS

[FLOOR]



5301-594

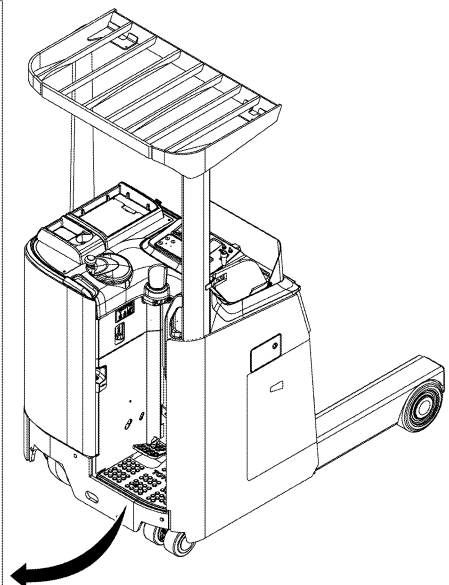
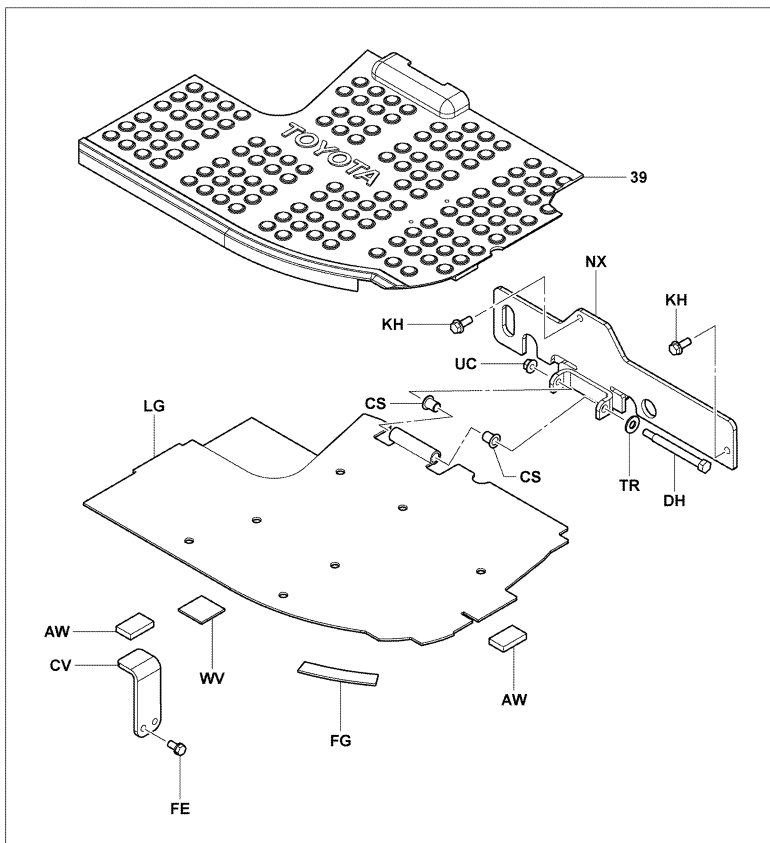
5301-594\_

5301

INSTRUMENT PANEL & FLOOR  
PANNEAU D'INSTRUMENT & PLANCHER

ARMATURCNBRETT & BODENPLATE  
PISO Y TABLERO DE INSTRUMENTOS

10,13,14,15,18 (LOW PROFILE) [FLOOR]



5301-602

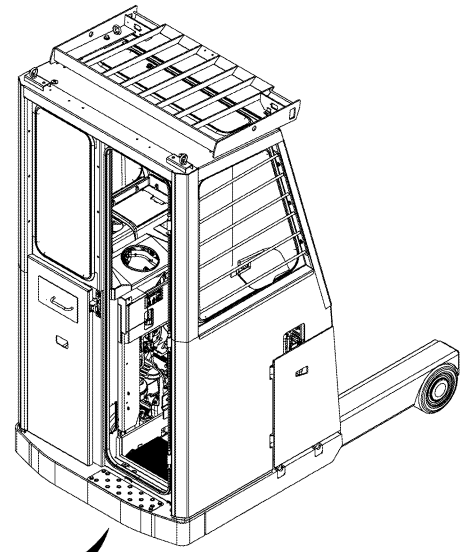
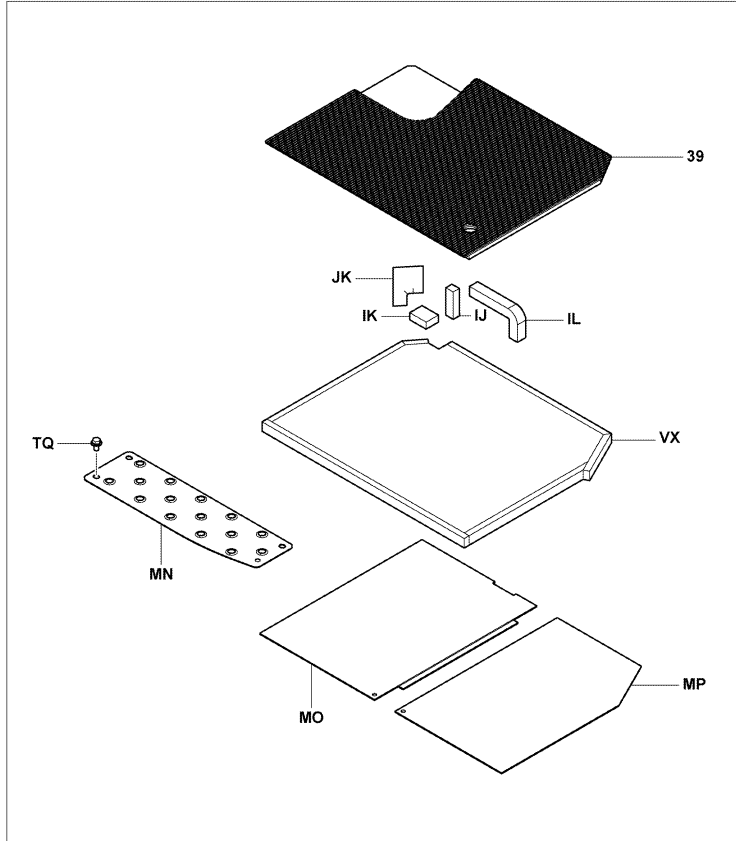
5301-602\_

5301

INSTRUMENT PANEL & FLOOR  
PANNEAU D'INSTRUMENT & PLANCHER

ARMATURCNBRETT & BODENPLATE  
PISO Y TABLERO DE INSTRUMENTOS

15,18,20,25,30,S15,S18,S20,S25 (S-CABIN-SUPER) [FLOOR]



5301-603

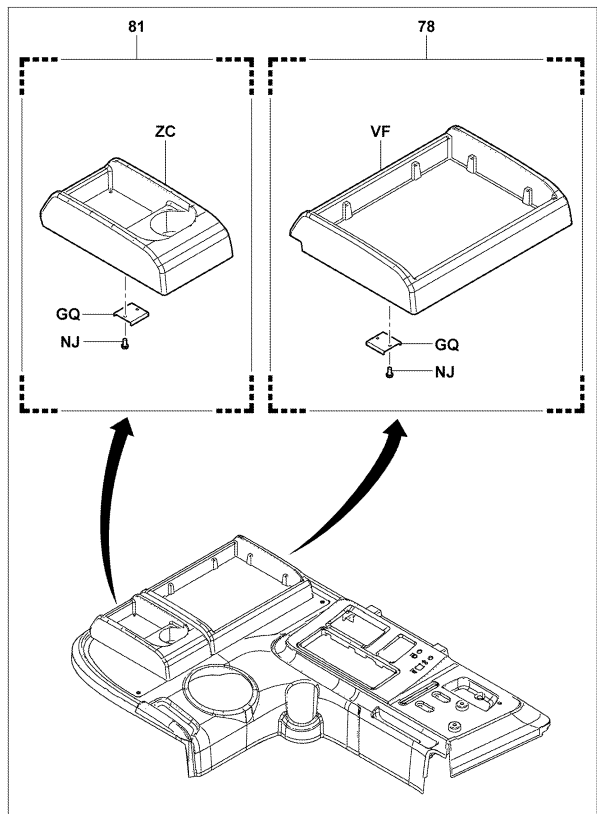
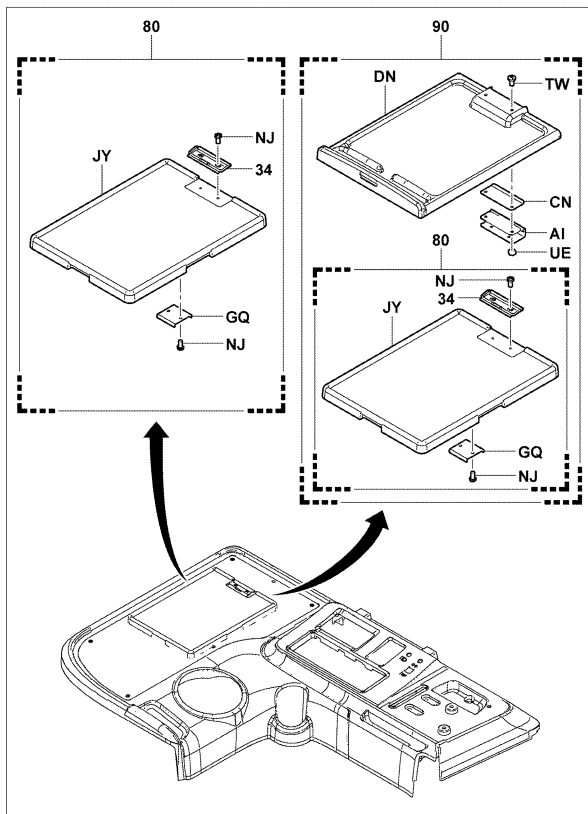
5301-603\_

5301

INSTRUMENT PANEL & FLOOR  
PANNEAU D'INSTRUMENT & PLANCHER

ARMATURCNBRETT & BODENPLATE  
PISO Y TABLERO DE INSTRUMENTOS

[ACCESSORY]



5301-593

5301-593\_

5301		INSTRUMENT PANEL & FLOOR PANNEAU D'INSTRUMENT & PLANCHER		ARMATURCNBRETT & BODENPLATE PISO Y TABLERO DE INSTRUMENTOS	
PART NAME CODE	PART NAME	QTY	PART NAME CODE	PART NAME	QTY
5301-13	PANEL ASSY, INSTRUMENT ENS. DE PANNEAU TAFEL, VOLLST. CONJUNTO DEL PANEL	1	5301-81	BOX ASSY ENS. DE BOITIER KASTEN, VOLLST. CONJUNTO DE LA CAJA	1
5301-14	PANEL ASSY, INSTRUMENT ENS. DE PANNEAU TAFEL, VOLLST. CONJUNTO DEL PANEL	1	5301-90	BOARD ASSY, WITH COVER NES. DE PANNEAU BRETT, VOLLST. CONJUNTO DEL TABLERO	1
5301-20	PANEL SUB-ASSY, INSTRUMENT SOUS-ENS. DE PANNEAU TAFEL-TEILGRUPPE SUBCONJUNTO DEL PANEL	1	5301-AA	SCREW VIS SCHRAUBE TORNILLO	2
5301-34	CLAMP SUB-ASSY, PAPER SOUS-ENS. DE PINCE KLEMMEN-TEILGRUPPE SUBCONJUNTO DE ABRAZADERA	1	5301-AC	PLUG BOUCHON STOPFEN TAPON	1
5301-39	CUSHION COUSSIN POLSTER ALMOHADILLA	1	5301-AF	WASHER, PLATE RODELLE UNTERLEGSCHIEBE ARANDELA	2
5301-41	COVER SUB-ASSY, INSTRUMENT PANEL SOUS-ENS. DE COUVERCLE DECKEL-TEILGRUPPE SUBCONJUNTO DE CUBIERTA	1	5301-AI	HINGE SUB-ASSY SOUS-ENS. DE CHARNIERE SCHARNIER-TEILGRUPPE SUBCONJUNTO DE BISAGRA	1
5301-43	PROTECTOR, HAND PROTECTEUR SCHUTZABDECKUNG PROTECTOR	1	5301-AU	SEAL JOINT ABDICHTUNG SELLO	2
5301-78	TRAY ASSY ENS. DE SUPPORT TROG, VOLLST. CONJUNTO DE LA BANDEJA	1	5301-AW	CUSHION COUSSIN POLSTER ALMOHADILLA	1-3
5301-79	RIB SUB-ASSY SOUS-ENS. DE NERVURE RIPPEN-TEILGRUPPE SUBCONJUNTO DE REBPRDE	1	5301-BP	WASHER, PLATE RODELLE UNTERLEGSCHIEBE ARANDELA	1
5301-80	BOARD ASSY NES. DE PANNEAU BRETT, VOLLST. CONJUNTO DEL TABLERO	1	5301-BV	BOLT BOULON SCHRAUBE PERNO	3

5301		INSTRUMENT PANEL & FLOOR PANNEAU D'INSTRUMENT & PLANCHER		ARMATURCNBRETT & BODENPLATE PISO Y TABLERO DE INSTRUMENTOS	
PART NAME CODE	PART NAME	QTY	PART NAME CODE	PART NAME	QTY
5301-BW	BOLT BOULON SCHRAUBE PERNO	2	5301-CV	PLATE PLAQUE PLATTE PLACA	1
5301-CC	BOLT BOULON SCHRAUBE PERNO	2-6	5301-CW	RUBBER CAOUTCHOUC GUMMI GOMA	1
5301-CE	BOLT BOULON SCHRAUBE PERNO	5-16	5301-CY	RUBBER CAOUTCHOUC GUMMI GOMA	1
5301-CM	PLATE SUB-ASSY SOUS-ENS. DE PLAQUE PLATTEN-TEILGRUPPE SUBCONJUNTO DE PLACA	2	5301-DH	PIN GOUPILLE STIFT PASADOR	1
5301-CN	PLATE PLAQUE PLATTE PLACA	1	5301-DN	COVER COUVERCLE DECKEL CUBIERTA	1
5301-CQ	PLATE PLAQUE PLATTE PLACA	1	5301-EF	COVER COUVERCLE DECKEL CUBIERTA	1
5301-CR	PLATE PLAQUE PLATTE PLACA	1	5301-EL	COVER, PANEL COUVERCLE DECKEL CUBIERTA	1
5301-CS	BUSHING BAGUE BUCHSE BUJE	2	5301-ER	WASHER, PLATE RODELLE UNTERLEGSCHIEBE ARANDELA	5
5301-CT	PLATE PLAQUE PLATTE PLACA	1	5301-FE	BOLT BOULON SCHRAUBE PERNO	1-2
5301-CU	RUBBER CAOUTCHOUC GUMMI GOMA	1	5301-FG	CUSHION COUSSIN POLSTER ALMOHADILLA	1



5301		INSTRUMENT PANEL & FLOOR PANNEAU D'INSTRUMENT & PLANCHER		ARMATURCNBRETT & BODENPLATE PISO Y TABLERO DE INSTRUMENTOS	
PART NAME CODE	PART NAME	QTY	PART NAME CODE	PART NAME	QTY
5301-FN	PLATE PLAQUE PLATTE PLACA	1	5301-KG	BOLT BOULON SCHRAUBE PERNO	1
5301-GQ	MAGNET AIMANT MAGNET MAGNETO	1-2	5301-KH	BOLT BOULON SCHRAUBE PERNO	1-2
5301-IG	SPONGE EPONGE SCHWAMM ESPONJA	1	5301-KU	TRIM GARNITURE ZIERSTREIFEN GUARNICION	2
5301-IH	SPONGE EPONGE SCHWAMM ESPONJA	1	5301-KY	RING, E ANNEAU RING ANILLO	2
5301-IJ	SPONGE EPONGE SCHWAMM ESPONJA	1	5301-LA	RUBBER CAOUTCHOUC GUMMI GOMA	1
5301-IK	SPONGE EPONGE SCHWAMM ESPONJA	1	5301-LG	FLOOR SUB-ASSY, NO.1 SOUS-ENS. DE PLANCHER BODEN-TEILGRUPPE SUBCONJUNTO DEL PISO	1
5301-IL	SPONGE EPONGE SCHWAMM ESPONJA	1	5301-MG	COVER SUB-ASSY SOUS-ENS. DE COUVERCLE DECKEL-TEILGRUPPE SUBCONJUNTO DE CUBIERTA	1
5301-JK	RUBBER CAOUTCHOUC GUMMI GOMA	1	5301-MH	PANEL SUB-ASSY SOUS-ENS. DE PANNEAU TAFEL-TEILGRUPPE SUBCONJUNTO DEL PANEL	1
5301-JY	BOARD PANNEAU BRETT TABLERO	1	5301-MN	STEP MARCHE STUFE PASO	1
5301-KD	CLIP AGRAFE CLIP FIJADOR	1	5301-MO	COVER, NO.1 COUVERCLE DECKEL CUBIERTA	1

5301		INSTRUMENT PANEL & FLOOR PANNEAU D'INSTRUMENT & PLANCHER		ARMATURCNBRETT & BODENPLATE PISO Y TABLERO DE INSTRUMENTOS	
PART NAME CODE	PART NAME	QTY	PART NAME CODE	PART NAME	QTY
5301-MP	COVER, NO.2 COUVERCLE DECKEL CUBIERTA	1	5301-TQ	BOLT BOULON SCHRAUBE PERNO	4
5301-MU	SPONGE EPONGE SCHWAMM ESPONJA	6-8	5301-TR	WASHER, PLATE RODELLE UNTERLEGSSCHEIBE ARANDELA	1
5301-MY	SPONGE EPONGE SCHWAMM ESPONJA	1	5301-TS	BOLT BOULON SCHRAUBE PERNO	1-2
5301-NI	SCREW VIS SCHRAUBE TORNILLO	6	5301-TW	SCREW VIS SCHRAUBE TORNILLO	2
5301-NJ	SCREW VIS SCHRAUBE TORNILLO	2-4	5301-TZ	PANEL SUB-ASSY SOUS-ENS. DE PANNEAU TAFEL-TEILGRUPPE SUBCONJUNTO DEL PANEL	1
5301-NK	SCREW VIS SCHRAUBE TORNILLO	6	5301-UC	NUT ECROU MUTTER TUERCA	1
5301-NX	COVER SUB-ASSY SOUS-ENS. DE COUVERCLE DECKEL-TEILGRUPPE SUBCONJUNTO DE CUBIERTA	1	5301-UE	NUT ECROU MUTTER TUERCA	2
5301-PG	KNOB BOULE KNOPF MANDO	2	5301-UH	TRIM GARNITURE ZIERSTREIFEN GUARNICION	1
5301-PH	COLLAR COLLIER BUCHSE COLLAR	1	5301-VD	CAP CAPUCHON KAPPE TAPA	10
5301-SE	PLATE SUB-ASSY SOUS-ENS. DE PLAQUE PLATTEN-TEILGRUPPE SUBCONJUNTO DE PLACA	1	5301-VF	TRAY SUPPORT TROG BANDEJA	1

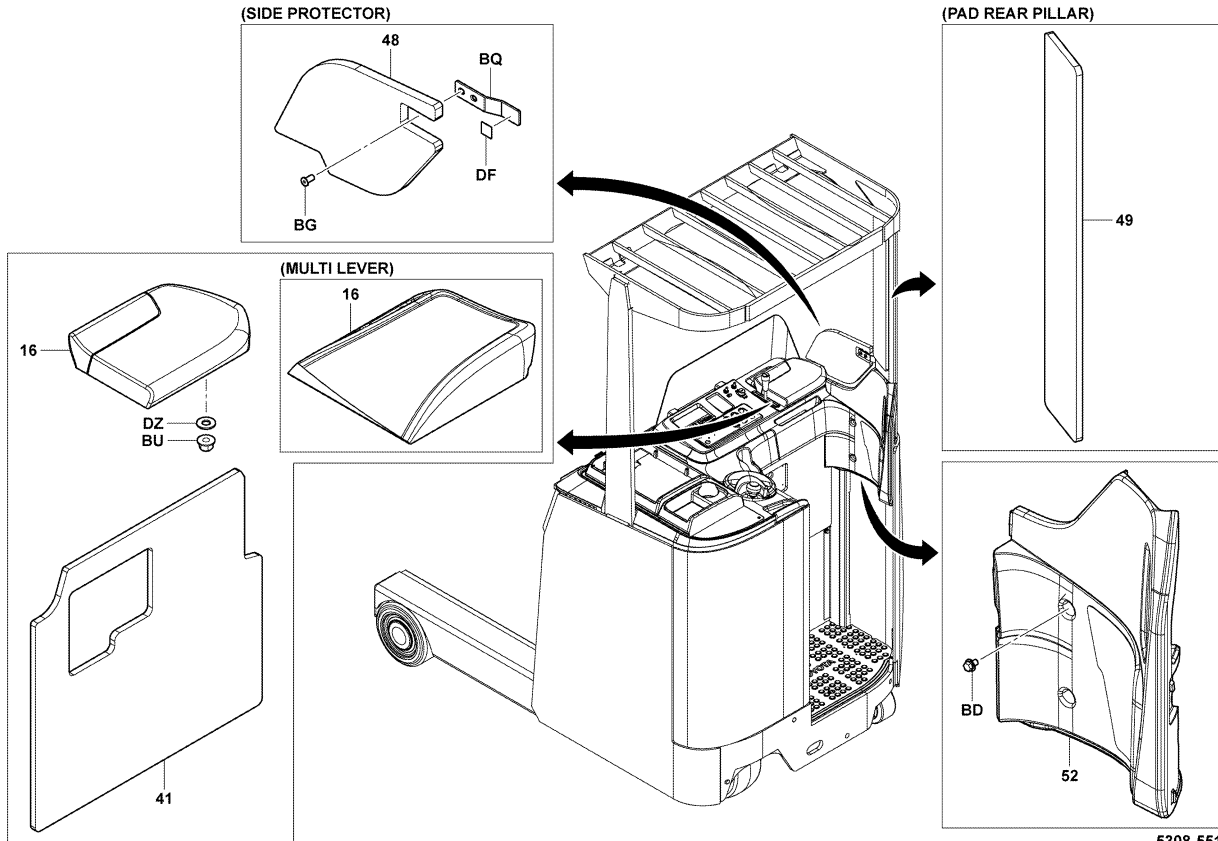
5301		INSTRUMENT PANEL & FLOOR PANNEAU D'INSTRUMENT & PLANCHER		ARMATURCNBRETT & BODENPLATE PISO Y TABLERO DE INSTRUMENTOS	
PART NAME CODE	PART NAME	QTY	PART NAME CODE	PART NAME	QTY
5301-VG	SPONGE ----- EPONGE SCHWAMM ESPONJA	3	5301-ZC	BOX ASSY ----- ENS. DE BOITIER KASTEN, VOLLST. CONJUNTO DE LA CAJA	1
5301-VL	SPONGE ----- EPONGE SCHWAMM ESPONJA	1	5301-ZE	PANEL SUB-ASSY ----- SOUS-ENS. DE PANNEAU TAFEL-TEILGRUPPE SUBCONJUNTO DEL PANEL	1
5301-VM	SPONGE ----- EPONGE SCHWAMM ESPONJA	1			
5301-VN	SPONGE ----- EPONGE SCHWAMM ESPONJA	1			
5301-VX	SHEET, FLOOR ----- TOLE VENTILSITZ LAMINA	1			
5301-WW	CUSHION ----- COUSSIN POLSTER ALMOHADILLA	1			
5301-XV	CUSHION ----- COUSSIN POLSTER ALMOHADILLA	2			
5301-YF	SPONGE ----- EPONGE SCHWAMM ESPONJA	1			
5301-YG	SPONGE ----- EPONGE SCHWAMM ESPONJA	1			
5301-YH	SPONGE ----- EPONGE SCHWAMM ESPONJA	1			

5301		INSTRUMENT PANEL & FLOOR PANNEAU D'INSTRUMENT & PLANCHER		ARMATURCNBRETT & BODENPLATE PISO Y TABLERO DE INSTRUMENTOS	
PART NAME CODE	PART NAME	QTY	PART NAME CODE	PART NAME	QTY

5308

DRIVER SEAT  
SIEGE DU CONDUCTEUR

FAHRERSITZ  
ASIENTO DEL CONDUCTOR

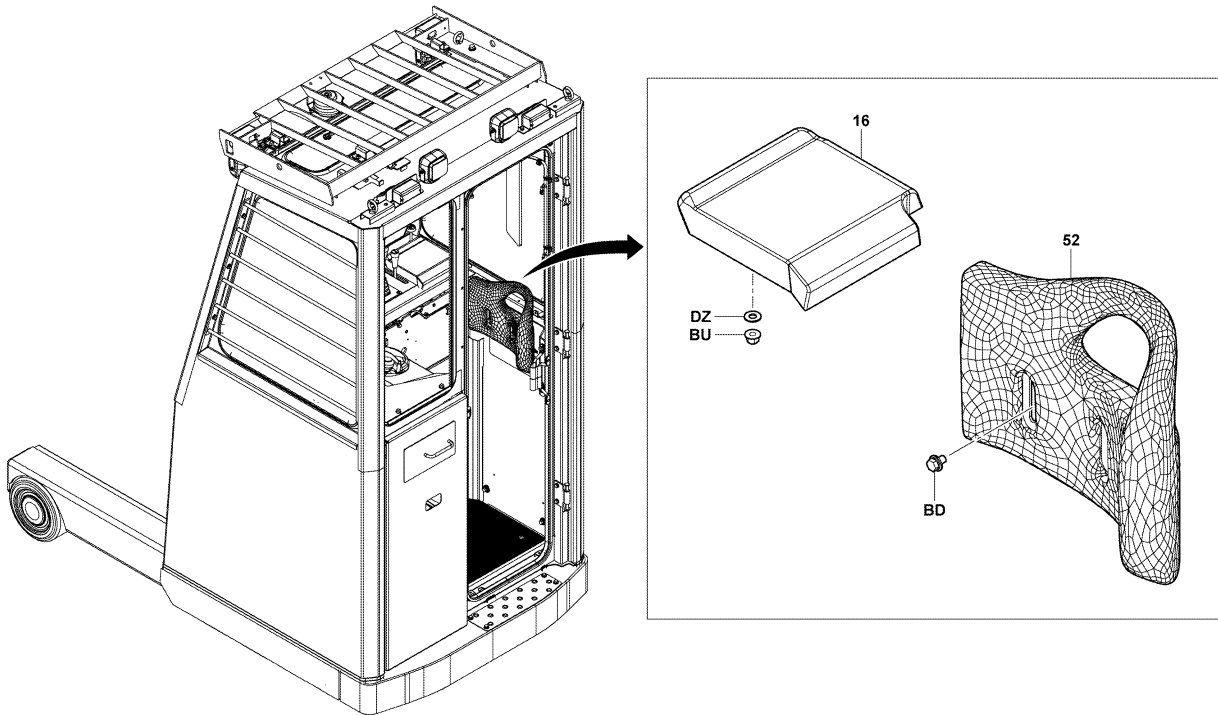


5308

DRIVER SEAT  
SIEGE DU CONDUCTEUR

FAHRERSITZ  
ASIENTO DEL CONDUCTOR

15,18,20,25,30,S15,S18,S20,S25 (S-CABIN-SUPER)



5308-552

5308-552\_

5308		DRIVER SEAT SIEGE DU CONDUCTEUR		FAHRERSITZ ASIENTO DEL CONDUCTOR	
PART NAME CODE	PART NAME	QTY	PART NAME CODE	PART NAME	QTY
5308-16	PAD ASSY ENS. DE TAMPON KLOTZ, VOLLST. CONJUNTO DE LA ALMOHADILLA	1	5308-DZ	WASHER, PLATE RODELLE UNTERLEGSSCHEIBE ARANDELA	2
5308-41	PAD, SIDE TAMPON KLOTZ ALMOHADILLA	1			
5308-48	PAD, ELBOW TAMPON KLOTZ ALMOHADILLA	1			
5308-49	PAD, REAR PILLAR TAMPON KLOTZ ALMOHADILLA	1			
5308-52	SUPPORT ASSY, WAIST ENS. DE SUPPORT STUTZEN, VOLLST. CONJUNTO DEL SOPORTE	1			
5308-BD	BOLT BOULON SCHRAUBE PERNO	2			
5308-BG	BOLT BOULON SCHRAUBE PERNO	2			
5308-BQ	PLATE PLAQUE PLATTE PLACA	1			
5308-BU	NUT ECROU MUTTER TUERCA	2			
5308-DF	RUBBER CAOUTCHOUC GUMMI GOMA	1			

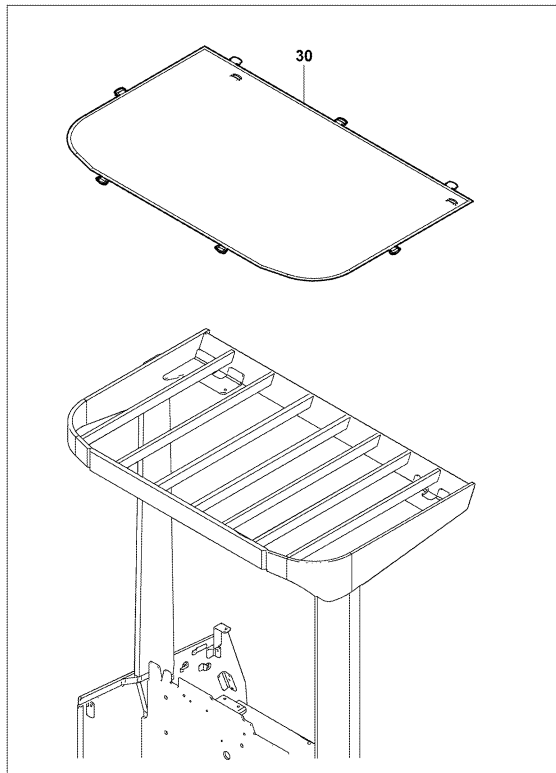
5308		DRIVER SEAT SIEGE DU CONDUCTEUR		FAHRERSITZ ASIENTO DEL CONDUCTOR	
PART NAME CODE	PART NAME	QTY	PART NAME CODE	PART NAME	QTY

5401

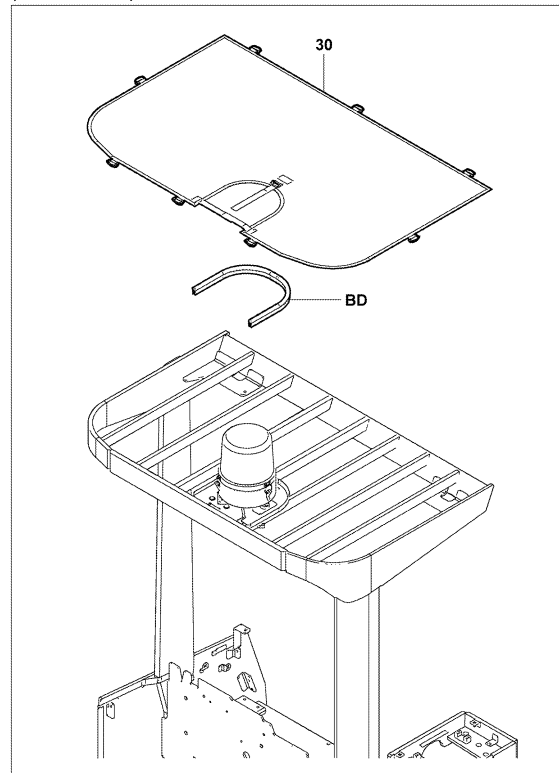
HEAD GUARD & ACCESSORY  
GARDE AVANT & ACCESSOIRE

FAHRER SCHUTZDACH & ZUBEHÖR  
PROTECTOR Y ACCESORIOS DE PARTE SUPERIOR

(OHG SHEET) [H/G COVER]



(ROTARY LAMP)



5401-664

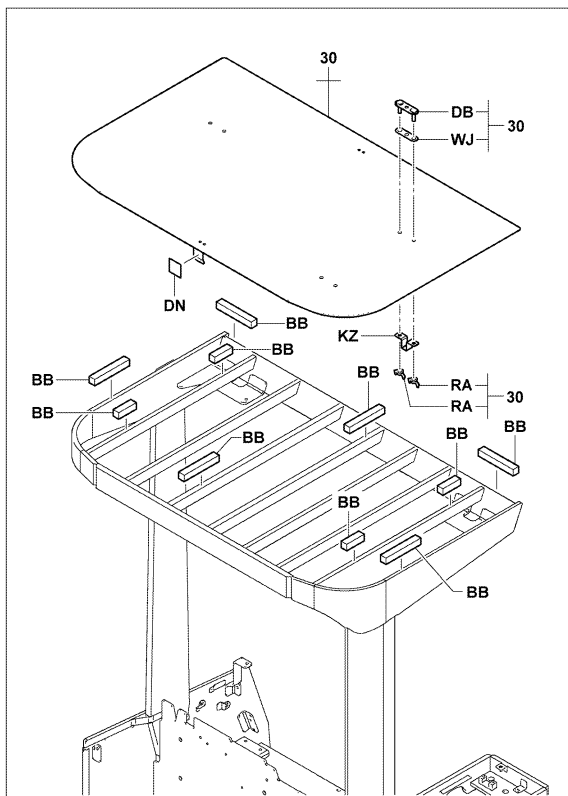
5401-664\_

5401

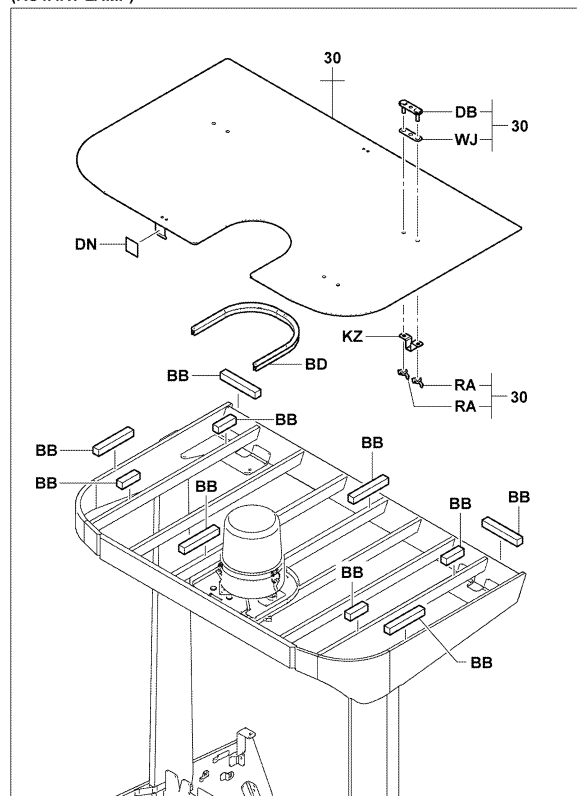
HEAD GUARD & ACCESSORY  
GARDE AVANT & ACCESSOIRE

FAHRER SCHUTZDACH & ZUBEHÖR  
PROTECTOR Y ACCESORIOS DE PARTE SUPERIOR

(RESIN ROOF) [H/G COVER]



(ROTARY LAMP)



5401-665A

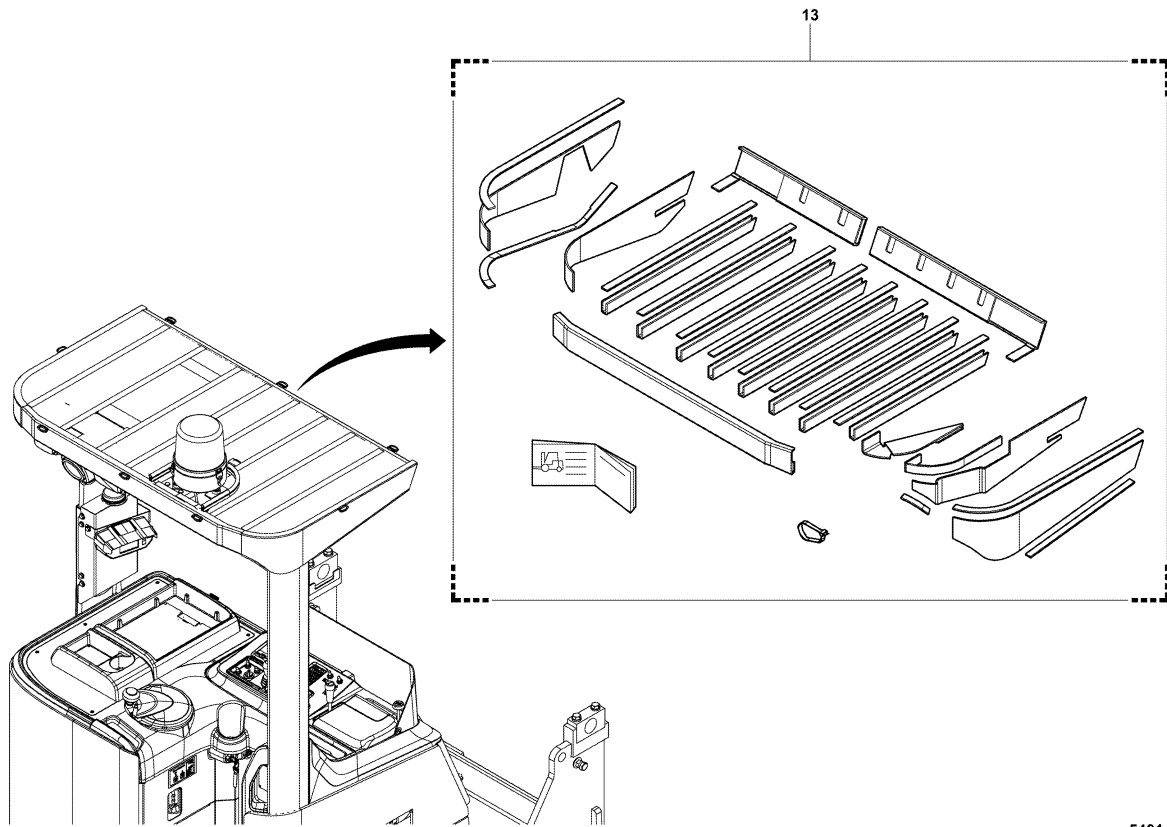
5401-665A

5401

HEAD GUARD & ACCESSORY  
GARDE AVANT & ACCESSOIRE

FAHRER SCHUTZDACH & ZUBEHÖR  
PROTECTOR Y ACCESORIOS DE PARTE SUPERIOR

(KETURO BOUSI) [HEAT INSULATOR]



5401-667

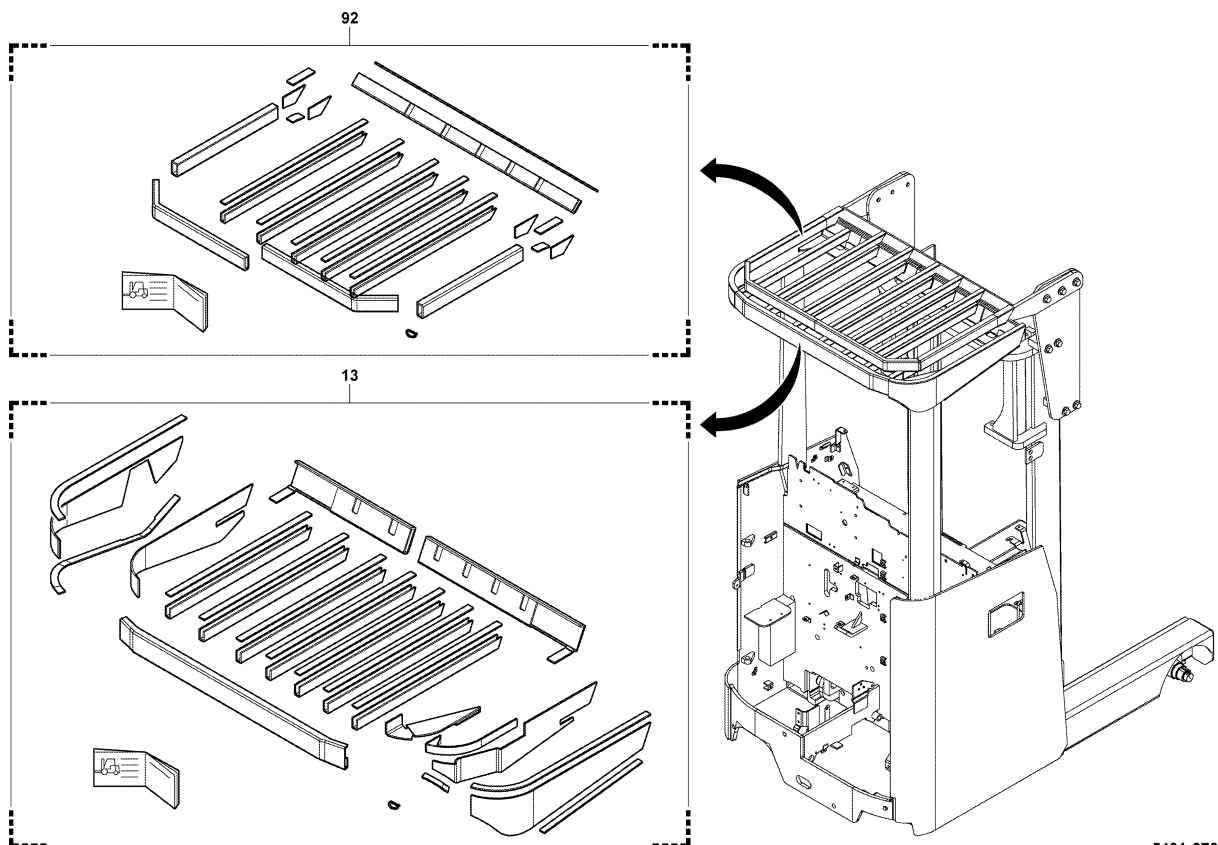
5401-667\_

5401

HEAD GUARD & ACCESSORY  
GARDE AVANT & ACCESSOIRE

FAHRER SCHUTZDACH & ZUBEHÖR  
PROTECTOR Y ACCESORIOS DE PARTE SUPERIOR

(KETURO BOUSI..SLIDE TYPE H/G) [HEAT INSULATOR]



5401-676

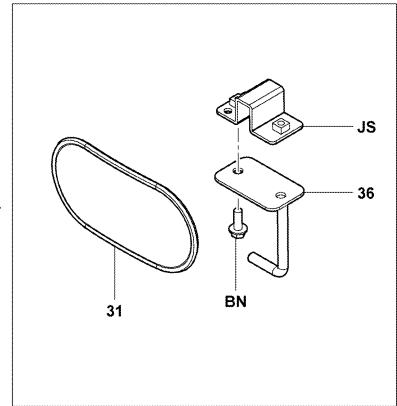
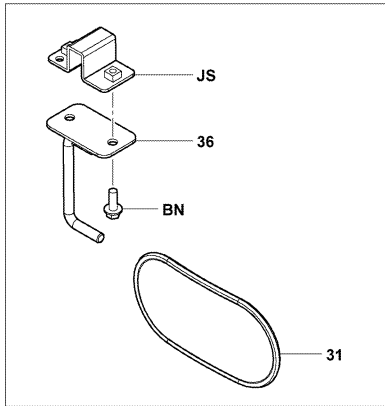
5401-676\_

5401

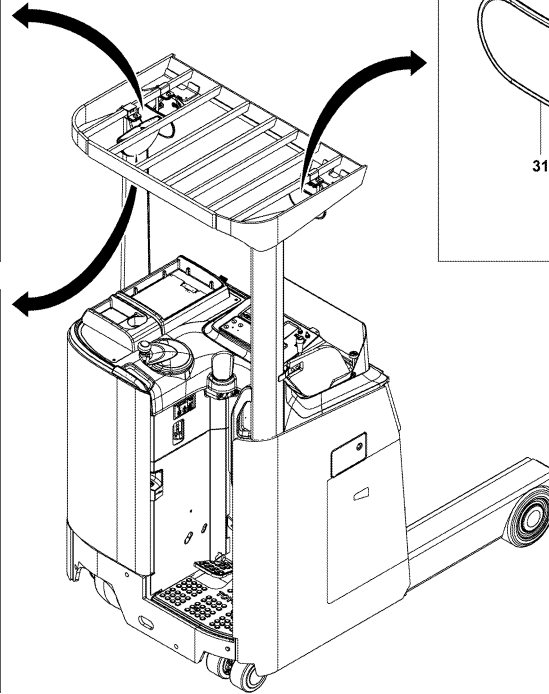
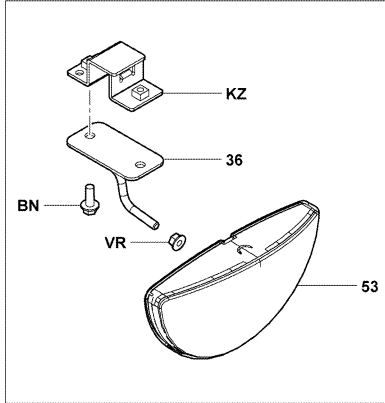
HEAD GUARD & ACCESSORY  
GARDE AVANT & ACCESSOIRE

FAHRER SCHUTZDACH & ZUBEHÖR  
PROTECTOR Y ACCESORIOS DE PARTE SUPERIOR

(OVAL TYPE, 2-OVAL TYPE, PANORMIC MIRROR) [BACK MIRROR]



(PANORAMA MIRROR)



5401-678

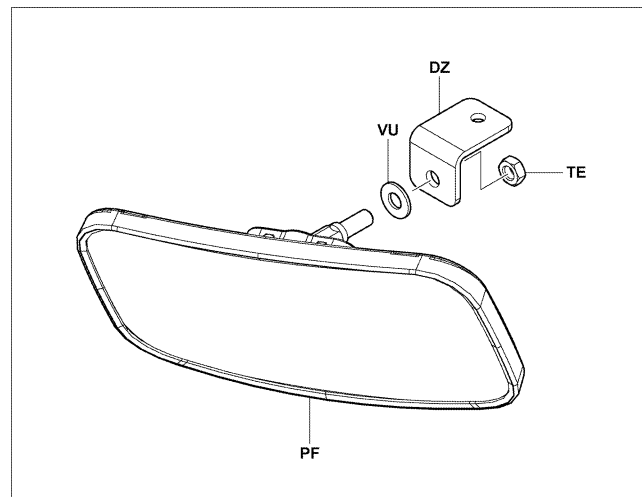
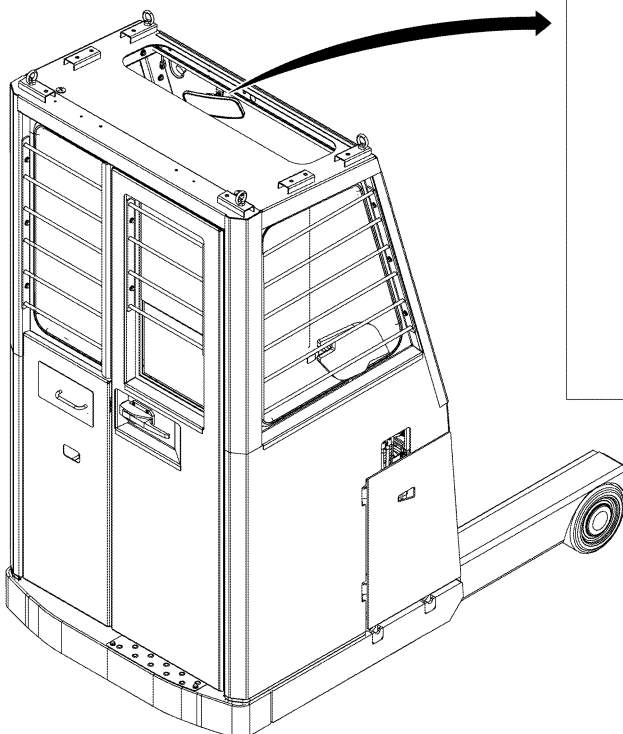
5401-678\_

5401

HEAD GUARD & ACCESSORY  
GARDE AVANT & ACCESSOIRE

FAHRER SCHUTZDACH & ZUBEHÖR  
PROTECTOR Y ACCESORIOS DE PARTE SUPERIOR

15,18,20,25,30,S15,S18,S20,S25 (S-CABIN-SUPER..ROOM MIRROR)



5401-677

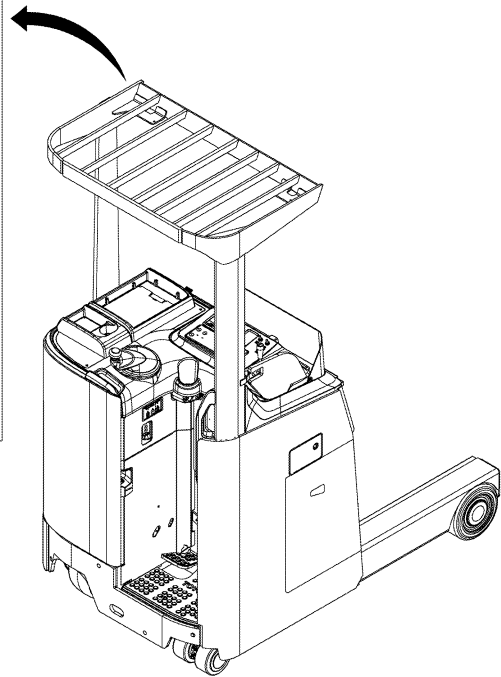
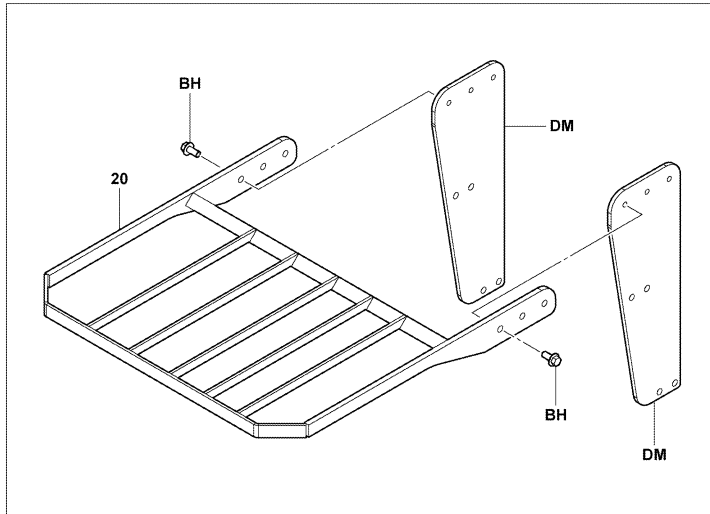
5401-677\_

5401

HEAD GUARD & ACCESSORY  
GARDE AVANT & ACCESSOIRE

FAHRER SCHUTZDACH & ZUBEHÖR  
PROTECTOR Y ACCESORIOS DE PARTE SUPERIOR

(SLIDE TYPE H/G) [SLIDE TYPE H/G]



5401-680

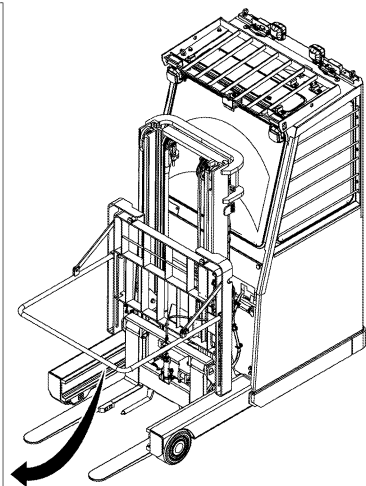
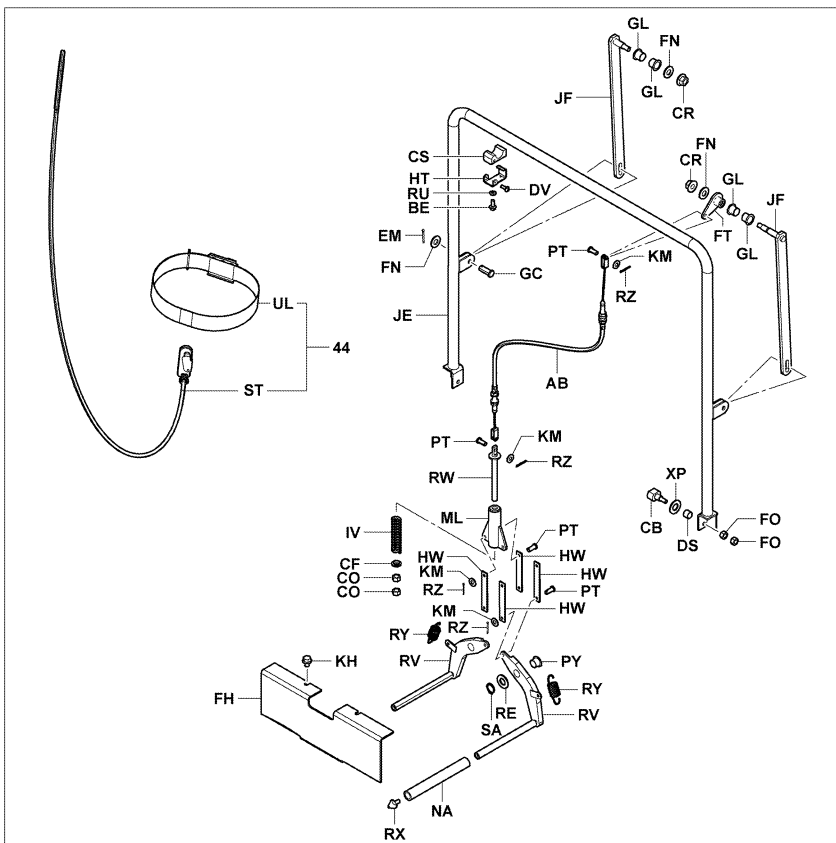
5401-680\_

5401

HEAD GUARD & ACCESSORY  
GARDE AVANT & ACCESSOIRE

FAHRER SCHUTZDACH & ZUBEHÖR  
PROTECTOR Y ACCESORIOS DE PARTE SUPERIOR

V,FSV (REMOTE W/H-RAIL) [SAFETY BELT]



5401-679

5401-679\_



5401		HEAD GUARD & ACCESSORY GARDE AVANT & ACCESSOIRE		FAHRER SCHUTZDACH & ZUBEHÖR PROTECTOR Y ACCESORIOS DE PARTE SUPERIOR	
PART NAME CODE	PART NAME	QTY	PART NAME CODE	PART NAME	QTY
5401-13	SHEET ASSY ----- ENS. DE TOLE DACHABDECKUNGS, VOLLST. CONJUNTO DE CHAPA	1	5401-13K	SPONGE ----- EPONGE SCHWAMM ESPONJA	1
5401-13A	SPONGE ----- EPONGE SCHWAMM ESPONJA	1	5401-13L	SPONGE ----- EPONGE SCHWAMM ESPONJA	1
5401-13B	SPONGE ----- EPONGE SCHWAMM ESPONJA	1	5401-13M	SPONGE ----- EPONGE SCHWAMM ESPONJA	1
5401-13C	SPONGE ----- EPONGE SCHWAMM ESPONJA	1	5401-13N	SPONGE ----- EPONGE SCHWAMM ESPONJA	1
5401-13D	SPONGE ----- EPONGE SCHWAMM ESPONJA	1	5401-13P	SPONGE ----- EPONGE SCHWAMM ESPONJA	1
5401-13E	SPONGE ----- EPONGE SCHWAMM ESPONJA	1	5401-13Q	SPONGE ----- EPONGE SCHWAMM ESPONJA	1
5401-13F	SPONGE ----- EPONGE SCHWAMM ESPONJA	5-6	5401-13R	SPONGE ----- EPONGE SCHWAMM ESPONJA	1
5401-13G	SPONGE ----- EPONGE SCHWAMM ESPONJA	2	5401-13S	SPONGE ----- EPONGE SCHWAMM ESPONJA	1
5401-13H	SPONGE ----- EPONGE SCHWAMM ESPONJA	5-6	5401-13T	SPONGE ----- EPONGE SCHWAMM ESPONJA	1
5401-13J	SPONGE ----- EPONGE SCHWAMM ESPONJA	1	5401-13U	SPONGE ----- EPONGE SCHWAMM ESPONJA	1

5401		HEAD GUARD & ACCESSORY GARDE AVANT & ACCESSOIRE		FAHRER SCHUTZDACH & ZUBEHÖR PROTECTOR Y ACCESORIOS DE PARTE SUPERIOR	
PART NAME CODE	PART NAME	QTY	PART NAME CODE	PART NAME	QTY
5401-13V	MANUAL ----- ENSEIGNEMENT ANWEISUNG INSTRUCCIONES	1	5401-92C	SPONGE ----- EPONGE SCHWAMM ESPONJA	1
5401-20	GUARD SUB-ASSY, HEAD ----- SOUS-ENS. DE PROTECTEUR SCHUTZBLECH-TEILGRUPPE SUBCONJUNTO DE PROTECTOR	1	5401-92D	SPONGE ----- EPONGE SCHWAMM ESPONJA	5
5401-30	SHEET SUB-ASSY, HEAD GUARD ----- ENS. AUXILIAIRE DE TOLE DACHABDECKUNGS-TEILGRUPPE SUBCONJUNTO DE CHAPA	1	5401-92E	SPONGE ----- EPONGE SCHWAMM ESPONJA	5
5401-31	MIRROR SUB-ASSY, BACK ----- SOUS-ENS. DE RETROVISEUR SPIEGEL-TEILGRUPPE SUBCONJUNTO DEL RETROVISOR	1-2	5401-92F	SPONGE ----- EPONGE SCHWAMM ESPONJA	1
5401-36	BRACKET SUB-ASSY, MIRROR ----- SOUS-ENS. DE SUPPORT TRAGER-TEILGRUPPE SUBCONJUNTO DE LA SOPORTE	1-2	5401-92G	SPONGE ----- EPONGE SCHWAMM ESPONJA	2
5401-44	BELT ASSY, SAFETY ----- ENS. DE COURROIE RIEMEN, VOLLST. CONJUNTO DE LA CORREA	1	5401-92H	SPONGE ----- EPONGE SCHWAMM ESPONJA	2
5401-53	MIRROR ASSY, WIDE BACK ----- ENS. DE RETROVISEUR SPIEGEL, VOLLST. CONJUNTO DEL RETROVISOR	1	5401-92J	SPONGE ----- EPONGE SCHWAMM ESPONJA	2
5401-92	SHEET ASSY ----- ENS. DE TOLE DACHABDECKUNGS, VOLLST. CONJUNTO DE CHAPA	1	5401-92K	SPONGE ----- EPONGE SCHWAMM ESPONJA	2
5401-92A	SPONGE ----- EPONGE SCHWAMM ESPONJA	1	5401-92M	SPONGE ----- EPONGE SCHWAMM ESPONJA	2
5401-92B	SPONGE ----- EPONGE SCHWAMM ESPONJA	1	5401-92V	MANUAL ----- ENSEIGNEMENT ANWEISUNG INSTRUCCIONES	1

5401		HEAD GUARD & ACCESSORY GARDE AVANT & ACCESSOIRE		FAHRER SCHUTZDACH & ZUBEHÖR PROTECTOR Y ACCESORIOS DE PARTE SUPERIOR	
PART NAME CODE	PART NAME	QTY	PART NAME CODE	PART NAME	QTY
5401-AB	WIRE ----- FIL DRAHT ALAMBRE	1	5401-CQ	CLAMP ----- PINSE KLEMME ABRAZADERA	30
5401-BA	CLAMP ----- PINSE KLEMME ABRAZADERA	30	5401-CR	NUT ----- ECROU MUTTER TUERCA	2
5401-BB	SPONGE ----- EPONGE SCHWAMM ESPONJA	8	5401-CS	RUBBER ----- CAOUTCHOUC GUMMI GOMA	2
5401-BD	WEATHERSTRIP ----- BOURRELET D'ETANCHEITE ABDICHTUNGSPROFIL CANAL PARA EL AGUA	1	5401-DB	PLATE SUB-ASSY ----- SOUS-ENS. DE PLAQUE PLATTEN-TEILGRUPPE SUBCONJUNTO DE PLACA	4
5401-BE	BOLT ----- BOULON SCHRAUBE PERNO	4	5401-DM	PLATE ----- PLAQUE PLATTE PLACA	2
5401-BH	BOLT ----- BOULON SCHRAUBE PERNO	14	5401-DN	RUBBER ----- CAOUTCHOUC GUMMI GOMA	2
5401-BN	BOLT ----- BOULON SCHRAUBE PERNO	2-4	5401-DS	PIPE ----- TUYAU ROHR TUBO	2
5401-CB	PIN ----- GOUPILLE STIFT PASADOR	2	5401-DV	SCREW ----- VIS SCHRAUBE TORNILLO	4
5401-CF	COLLAR ----- COLLIER BUCHSE COLLAR	1	5401-DZ	BRACKET ----- SUPPORT TRAGER SOPORTE	1
5401-CO	NUT ----- ECROU MUTTER TUERCA	2	5401-EM	PIN, COTTER ----- GOUPILLE STIFT PASADOR	2

5401		HEAD GUARD & ACCESSORY GARDE AVANT & ACCESSOIRE		FAHRER SCHUTZDACH & ZUBEHÖR PROTECTOR Y ACCESORIOS DE PARTE SUPERIOR	
PART NAME CODE	PART NAME	QTY	PART NAME CODE	PART NAME	QTY
5401-FH	COVER ----- COUVERCLE DECKEL CUBIERTA	1	5401-JF	BAR ----- BAR STAB BARRA	1
5401-FN	WASHER ----- RODELLE UNTERLEGSCHIEBE ARANDELA	4	5401-JS	CLAMP SUB-ASSY ----- SOUS-ENS. DE PINCE KLEMMEN-TEILGRUPPE SUBCONJUNTO DE ABRAZADERA	1-2
5401-FO	NUT ----- ECROU MUTTER TUERCA	4	5401-KH	BOLT ----- BOULON SCHRAUBE PERNO	4
5401-FT	PLATE ----- PLAQUE PLATTE PLACA	1	5401-KM	WASHER, PLATE ----- RODELLE UNTERLEGSCHIEBE ARANDELA	6
5401-GC	PIN, W/HOLE ----- GOUPILLE STIFT PASADOR	2	5401-KZ	PLATE ----- PLAQUE PLATTE PLACA	1-4
5401-GL	BUSHING ----- BAGUE BUCHSE BUJE	4	5401-ML	HOLDER SUB-ASSY ----- SOUS-ENS. DE SUPPORT DUSENSTOCR-TEILGRUPPE SUBCONJUNTO DE PORTABOQUILLAS	1
5401-HT	PLATE ----- PLAQUE PLATTE PLACA	2	5401-NA	HOSE ----- FLEXIBLE SCHLAUCH MANGUERA	1
5401-HW	PLATE ----- PLAQUE PLATTE PLACA	4	5401-PF	MIRROR, ROOM ----- RETROVISEUR SPIEGEL RETROVISOR	1
5401-IV	SPRING ----- RESSORT FEDER RESORTE	1	5401-PT	PIN ----- GOUPILLE STIFT PASADOR	6
5401-JE	BAR ----- BAR STAB BARRA	1	5401-PY	BUSHING ----- BAGUE BUCHSE BUJE	2

<b>5401</b>		<b>HEAD GUARD &amp; ACCESSORY GARDE AVANT &amp; ACCESSOIRE</b>		<b>FAHRER SCHUTZDACH &amp; ZUBEHÖR PROTECTOR Y ACCESORIOS DE PARTE SUPERIOR</b>	
PART NAME CODE	PART NAME	QTY	PART NAME CODE	PART NAME	QTY
5401-RA	NUT ECROU MUTTER TUERCA	8	5401-TE	NUT ECROU MUTTER TUERCA	1
5401-RE	WASHER, PLATE RODELLE UNTERLEGSCHIEBE ARANDELA	2	5401-UL	BELT SUB-ASSY SOUS-ENS. DE COURROIE RIEMEN-TEILGRUPPE SUBCONJUNTO DE LA CORREA	1
5401-RU	WASHER, PLATE RODELLE UNTERLEGSCHIEBE ARANDELA	4	5401-VR	NUT ECROU MUTTER TUERCA	1
5401-RV	BAR SUB-ASSY SOUS-ENS. DE BAR STAB-TEILGRUPPE SUBCONJUNTO DEL BARRA	1	5401-VU	WASHER, PLATE RODELLE UNTERLEGSCHIEBE ARANDELA	1
5401-RW	SHAFT SUB-ASSY, PULL SOUS-ENS. D'ARBRE WELLEN-TEILGRUPPE SUBCONJUNTO DEL EJE	1	5401-WJ	TAPE RUBAN BAND CINTA	4
5401-RX	TOP DESSUS OBERTEIL PARTE SUPERIOR	2	5401-XP	WASHER RODELLE UNTERLEGSCHIEBE ARANDELA	2
5401-RY	SPRING RESSORT FEDER RESORTE	2			
5401-RZ	PIN, COTTER GOUILLE STIFT PASADOR	6			
5401-SA	RING, SHAFT SNAP ANNEAU RING ANILLO	2			
5401-ST	ROPE CORDE SEIL CUERDA	1			

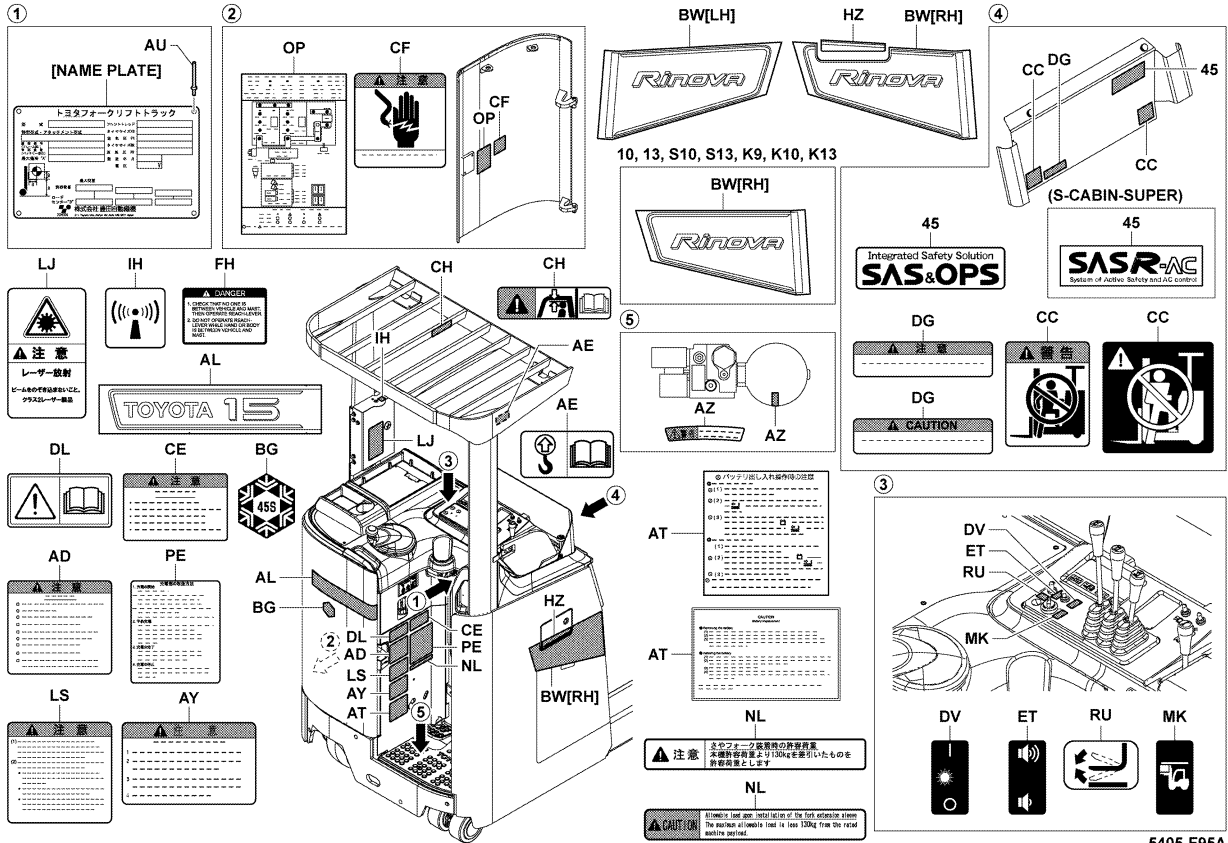
<b>5401</b>		<b>HEAD GUARD &amp; ACCESSORY GARDE AVANT &amp; ACCESSOIRE</b>		<b>FAHRER SCHUTZDACH &amp; ZUBEHÖR PROTECTOR Y ACCESORIOS DE PARTE SUPERIOR</b>	
PART NAME CODE	PART NAME	QTY	PART NAME CODE	PART NAME	QTY

5405

INDICATOR PLATE  
PLAQUE D'INDICATEUR

ANZEIGESCHILD  
PLACA INDICADORA

[BODY]



5405-F95A

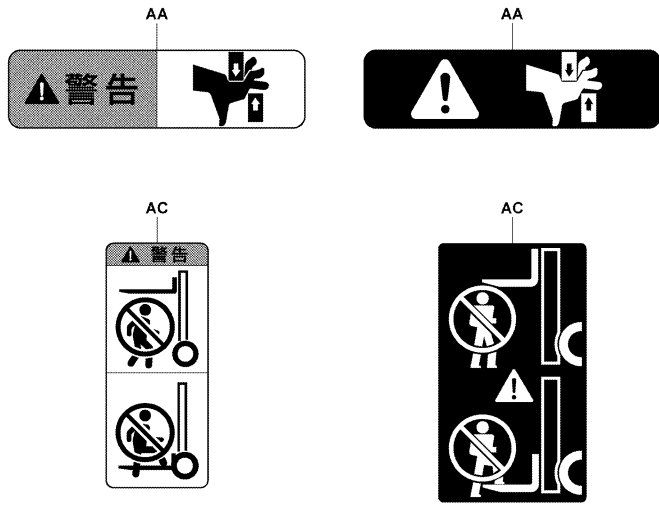
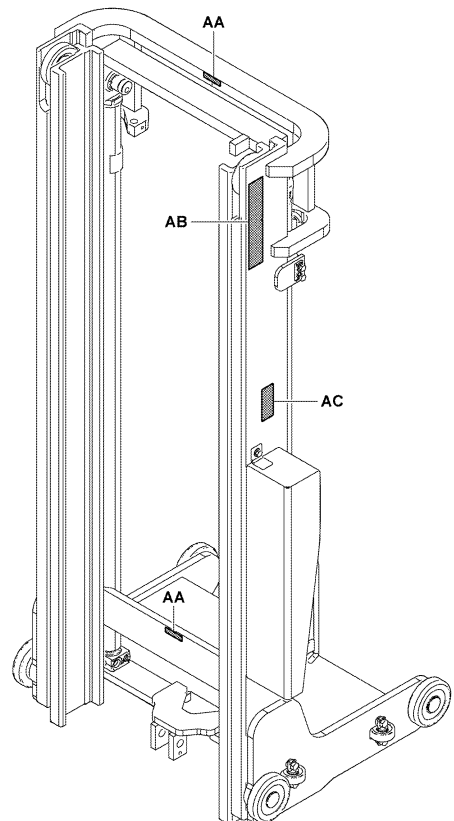
5405-F95A

5405

INDICATOR PLATE  
PLAQUE D'INDICATEUR

ANZEIGESCHILD  
PLACA INDICADORA

[MAST]



5405-F73

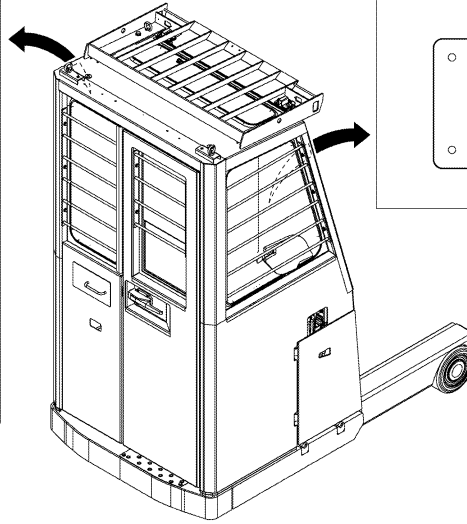
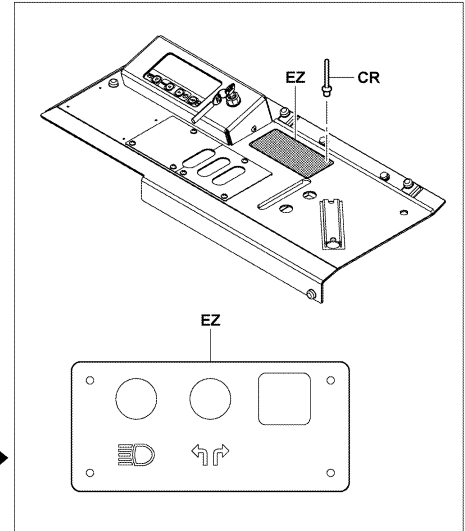
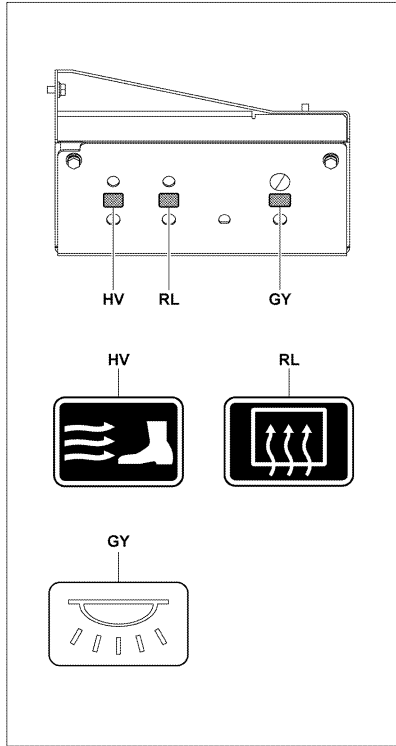
5405-F73

5405

INDICATOR PLATE  
PLAQUE D'INDICATEUR

ANZEIGESCHILD  
PLACA INDICADORA

15,18,20,25,30,S15,S18,S20,S25 (S-CABIN-SUPER)



5405-F96A

5405-F96A

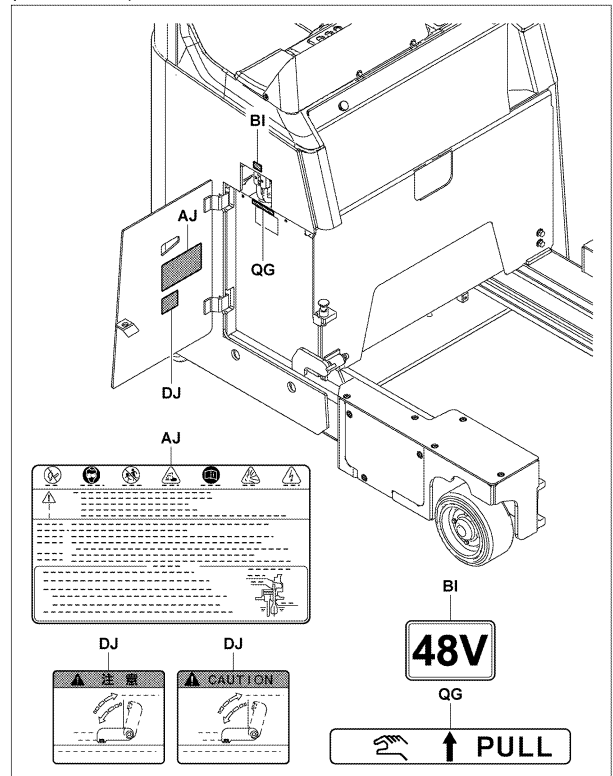
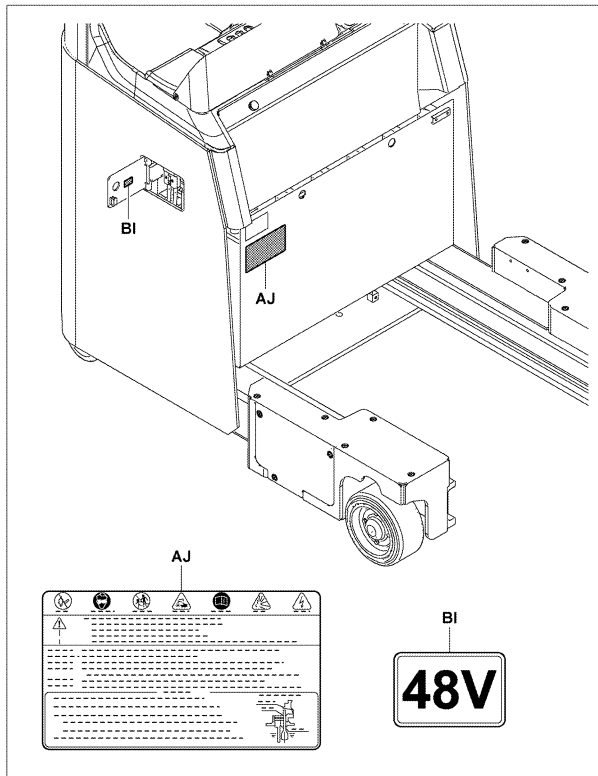
5405

INDICATOR PLATE  
PLAQUE D'INDICATEUR

ANZEIGESCHILD  
PLACA INDICADORA

[BATTERY]

(SIDE PULL B/T)



5405-F77

5405-F77\_

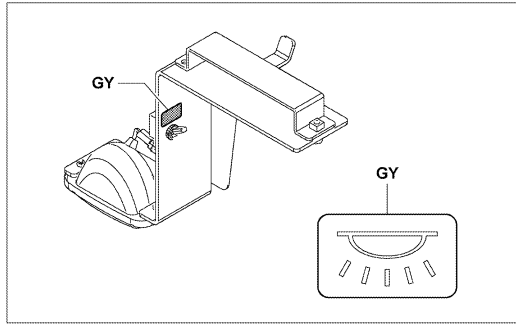
5405

INDICATOR PLATE  
PLAQUE D'INDICATEUR

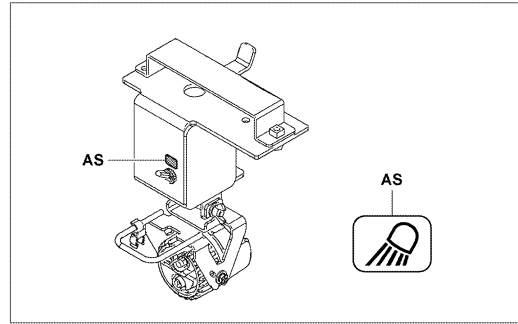
ANZEIGESCHILD  
PLACA INDICADORA

(LED SEARCHLIGHT, FORK LEVEL LAMP, SPOT LIGHT) [OPT LAMP]

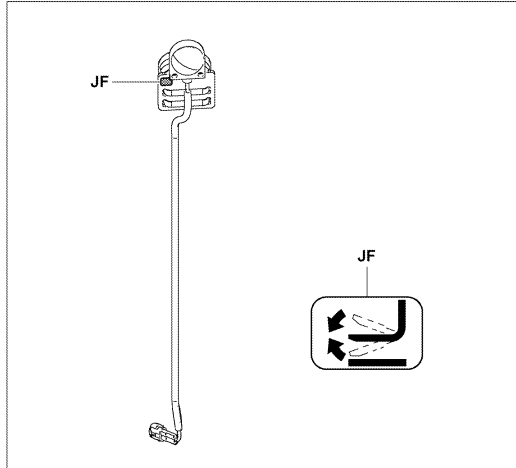
(SPOT LIGHT)



(LED SEARCHLIGHT)



(FORK LEVER LAMP)



5405-F97

5405-F97\_

5405

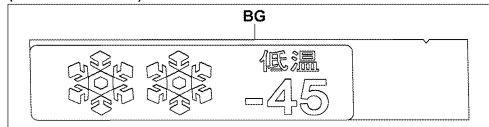
INDICATOR PLATE  
PLAQUE D'INDICATEUR

ANZEIGESCHILD  
PLACA INDICADORA

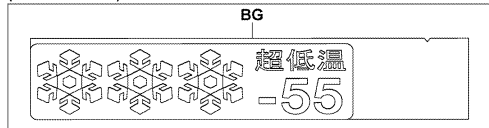
(COLD STORAGE, ULTRA COLD)

(RESIN ROOF)

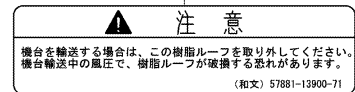
(COLD STORAGE)



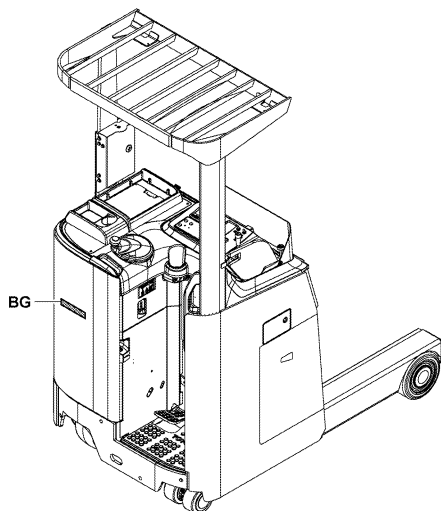
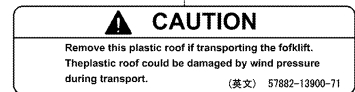
(ULTRA COLD)



CG

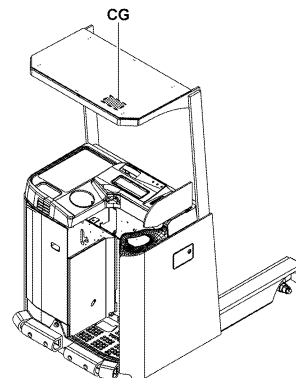


CG



5405-G07

5405-G07\_



5405-B83

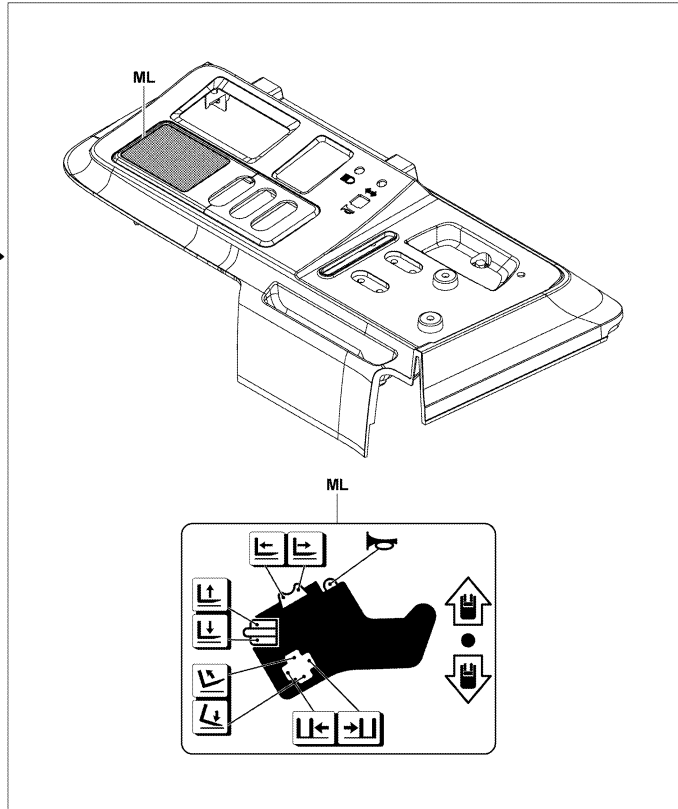
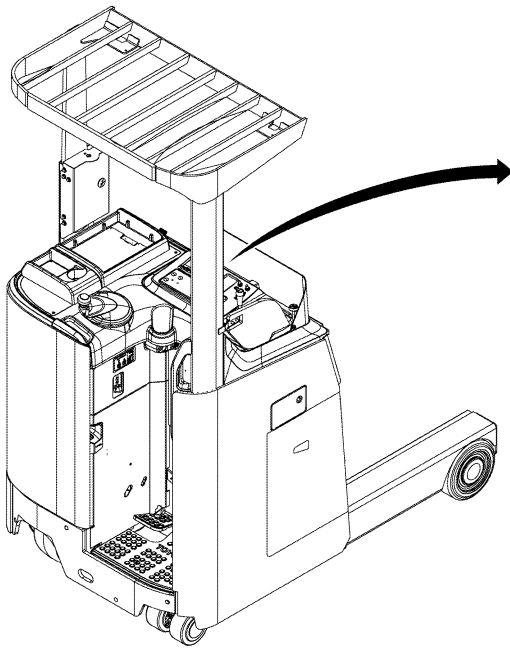
5405-B83\_

5405

INDICATOR PLATE  
PLAQUE D'INDICATEUR

ANZEIGESCHILD  
PLACA INDICADORA

10,13,14,15,18,S10,S13,S14,S15,S18 (MULTI LEVER)



5405-F99

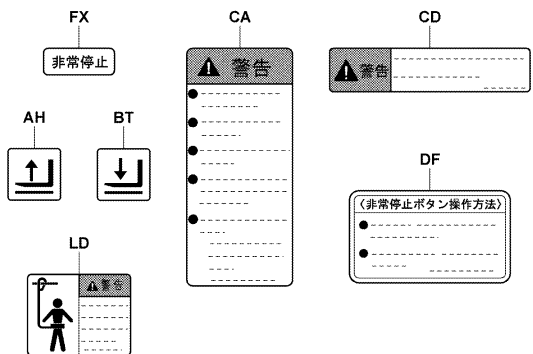
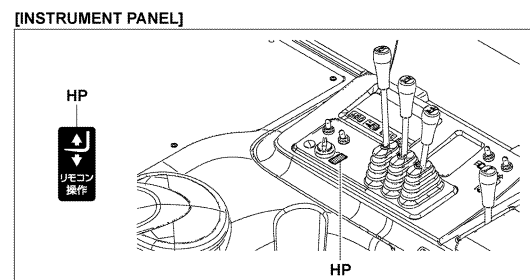
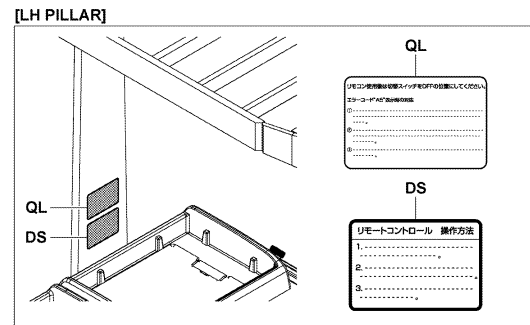
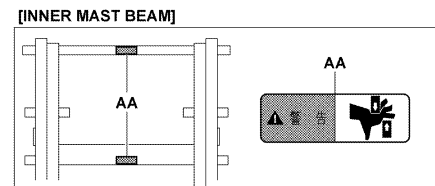
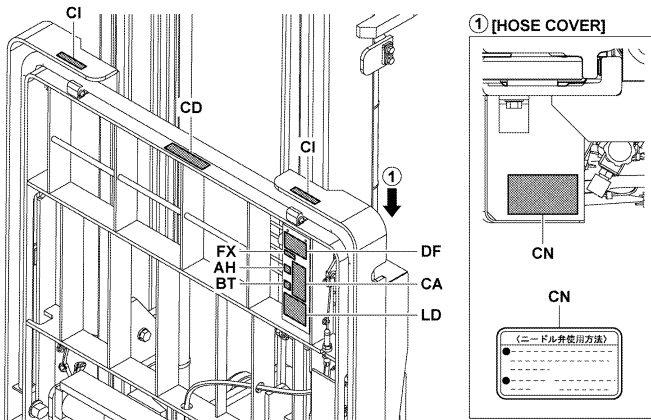
5405-F99\_

5405

INDICATOR PLATE  
PLAQUE D'INDICATEUR

ANZEIGESCHILD  
PLACA INDICADORA

10,13,14,15,18,S10,S13,S14,S15,S18 (REMOTE W/H-RAIL)



5405-G01

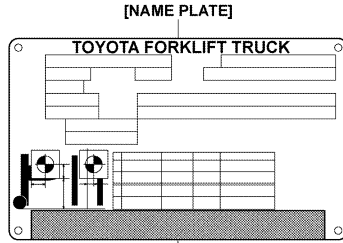
5405-G01\_

5405

INDICATOR PLATE  
PLAQUE D'INDICATEUR

ANZEIGESCHILD  
PLACA INDICADORA

(IN-LBS) [CAUTION ON NAME PLATE]



RK



RK

5405-G06

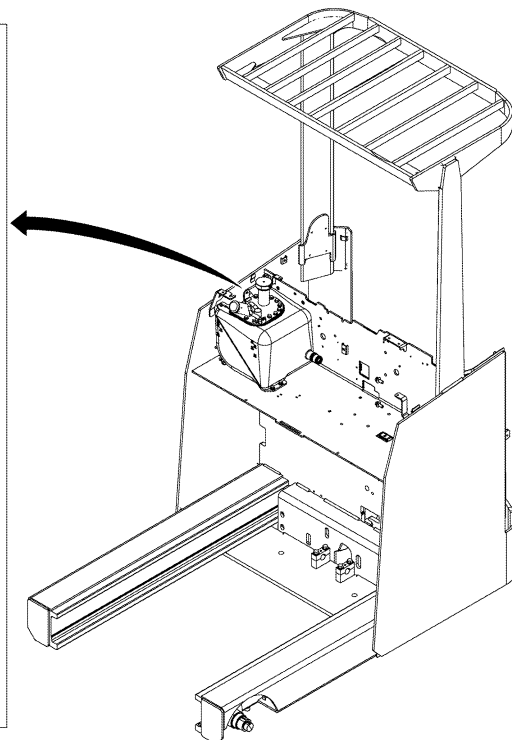
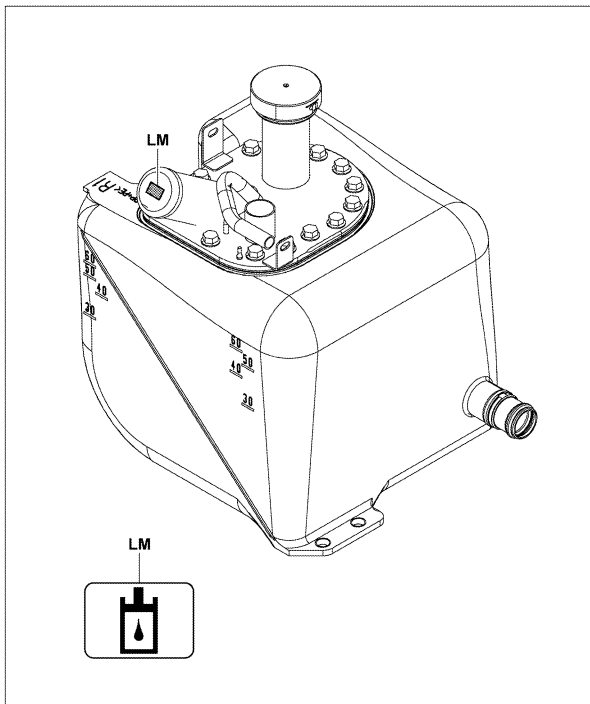
5405-G06\_

5405

INDICATOR PLATE  
PLAQUE D'INDICATEUR

ANZEIGESCHILD  
PLACA INDICADORA

(CHINA CERTIFICA)



5405-F98

5405-F98\_



5405		INDICATOR PLATE PLAQUE D'INDICATEUR		ANZEIGESCHILD PLACA INDICADORA	
PART NAME CODE	PART NAME	QTY	PART NAME CODE	PART NAME	QTY
5405-45	LABEL, OPS ETIQUETTE SCHILD ETIQUETA	1	5405-AT	PLATE, CAUTION PLAQUE PLATTE PLACA	1
5405-AA	PLATE, CAUTION PLAQUE PLATTE PLACA	2	5405-AU	RIVET RIVET NIET REMACHE	4
5405-AB	MARK, TOYOTA MARQUE MARKIERUNG MARCA	2	5405-AY	PLATE, CAUTION PLAQUE PLATTE PLACA	1
5405-AC	PLATE, CAUTION PLAQUE PLATTE PLACA	2	5405-AZ	PLATE, CAUTION PLAQUE PLATTE PLACA	1
5405-AD	PLATE, CAUTION PLAQUE PLATTE PLACA	1	5405-BG	PLATE, TEMPERATURE PLAQUE PLATTE PLACA	1
5405-AE	PLATE, INDICATOR PLAQUE PLATTE PLACA	1	5405-BI	PLATE, VOLTAGE PLAQUE PLATTE PLACA	1
5405-AH	PLATE, LIFT INDICATOR PLAQUE PLATTE PLACA	1	5405-BT	PLATE, LIFT INDICATOR PLAQUE PLATTE PLACA	1
5405-AJ	PLATE, CAUTION PLAQUE PLATTE PLACA	1	5405-BW	MARK, SYMBOL MARQUE MARKIERUNG MARCA	1
5405-AL	MARK, TOYOTA MARQUE MARKIERUNG MARCA	1	5405-CA	PLATE, CAUTION PLAQUE PLATTE PLACA	1
5405-AS	PLATE, INDICATOR PLAQUE PLATTE PLACA	1	5405-CC	PLATE, CAUTION PLAQUE PLATTE PLACA	2

5405		INDICATOR PLATE PLAQUE D'INDICATEUR		ANZEIGESCHILD PLACA INDICADORA	
PART NAME CODE	PART NAME	QTY	PART NAME CODE	PART NAME	QTY
5405-CD	PLATE, CAUTION PLAQUE PLATTE PLACA	1	5405-DJ	PLATE, CAUTION PLAQUE PLATTE PLACA	1
5405-CE	PLATE, CAUTION PLAQUE PLATTE PLACA	1	5405-DL	PLATE, INDICATOR PLAQUE PLATTE PLACA	1
5405-CF	PLATE, CAUTION PLAQUE PLATTE PLACA	1	5405-DS	PLATE, INDICATOR PLAQUE PLATTE PLACA	1
5405-CG	PLATE, CAUTION PLAQUE PLATTE PLACA	1	5405-DV	PLATE, INDICATOR PLAQUE PLATTE PLACA	1
5405-CH	PLATE, CAUTION PLAQUE PLATTE PLACA	1	5405-ET	PLATE, INDICATOR PLAQUE PLATTE PLACA	1
5405-CI	PLATE, CAUTION PLAQUE PLATTE PLACA	4	5405-EZ	PLATE, INDICATOR PLAQUE PLATTE PLACA	1
5405-CN	PLATE, INDICATOR PLAQUE PLATTE PLACA	1	5405-FH	PLATE, CAUTION PLAQUE PLATTE PLACA	1
5405-CR	RIVET RIVET NIET REMACHE	4	5405-FX	PLATE, EMERGENCY INDICATOR PLAQUE PLATTE PLACA	1
5405-DF	PLATE, INDICATOR PLAQUE PLATTE PLACA	1	5405-GY	INDICATOR, LAMP INDICATEUR ANZEIGER INDICADOR	1
5405-DG	PLATE, CAUTION PLAQUE PLATTE PLACA	1	5405-HP	INDICATOR INDICATEUR ANZEIGER INDICADOR	1

5405		INDICATOR PLATE PLAQUE D'INDICATEUR		ANZEIGESCHILD PLACA INDICADORA	
PART NAME CODE	PART NAME	QTY	PART NAME CODE	PART NAME	QTY
5405-HV	PLATE PLAQUE PLATTE PLACA	1	5405-NL	PLATE, CAUTION, SHEAYH PLAQUE PLATTE PLACA	1
5405-HZ	LABEL ETIQUETTE SCHILD ETIQUETA	1	5405-OP	PLATE, TERMINAL NUMBER PLAQUE PLATTE PLACA	1
5405-IH	PLATE, CAUTION PLAQUE PLATTE PLACA	1	5405-PE	PLATE, CAUTION PLAQUE PLATTE PLACA	1
5405-JF	PLATE, INDICATOR PLAQUE PLATTE PLACA	1	5405-QG	INDICATOR INDICATEUR ANZEIGER INDICADOR	1
5405-LD	PLATE, CAUTION PLAQUE PLATTE PLACA	1	5405-QL	PLATE, CAUTION PLAQUE PLATTE PLACA	1
5405-LJ	PLATE, CAUTION PLAQUE PLATTE PLACA	1	5405-RK	PLATE, CAUTION PLAQUE PLATTE PLACA	1
5405-LM	PLATE, CAUTION PLAQUE PLATTE PLACA	1	5405-RL	PLATE, INDICATOR PLAQUE PLATTE PLACA	1
5405-LS	PLATE, CAUTION PLAQUE PLATTE PLACA	1	5405-RU	INDICATOR INDICATEUR ANZEIGER INDICADOR	1
5405-MK	INDICATOR, AFS INDICATEUR ANZEIGER INDICADOR	1			
5405-ML	INDICATOR, MF LEVER INDICATEUR ANZEIGER INDICADOR	1			

5405		INDICATOR PLATE PLAQUE D'INDICATEUR		ANZEIGESCHILD PLACA INDICADORA	
PART NAME CODE	PART NAME	QTY	PART NAME CODE	PART NAME	QTY

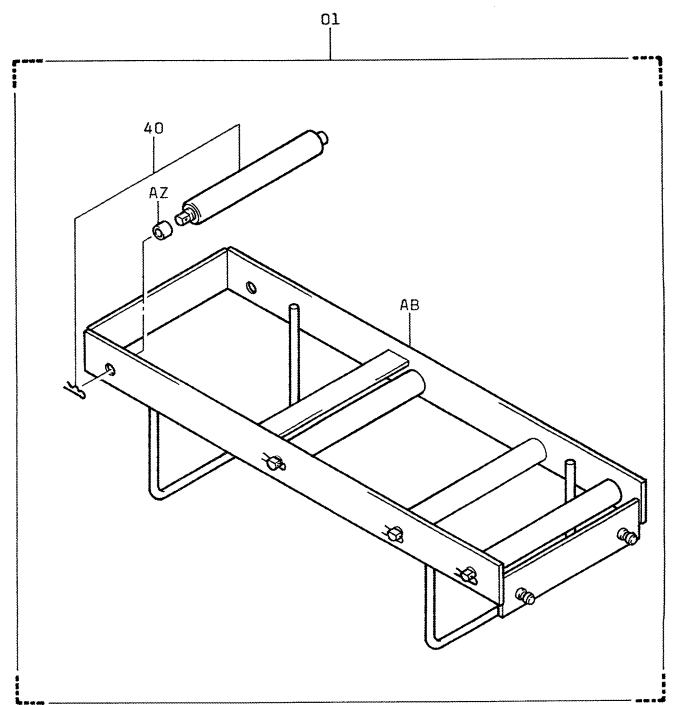
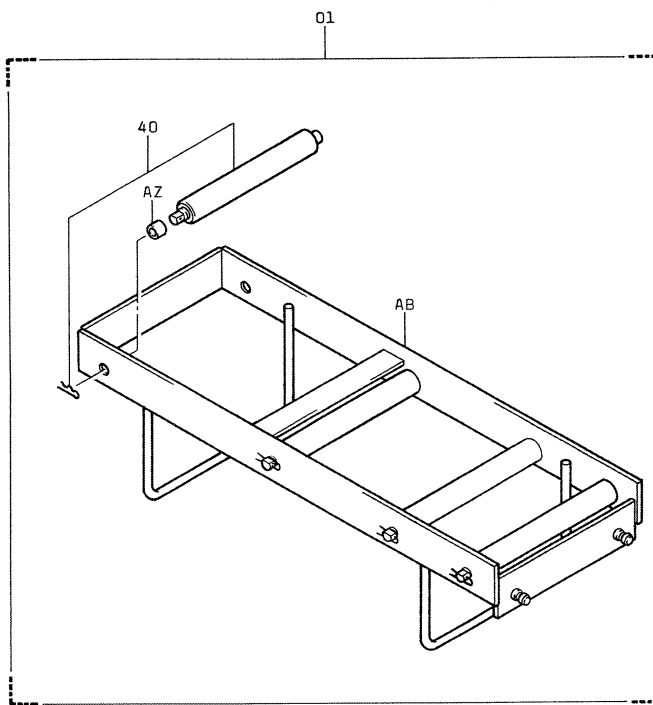
5411

BATTERY STAND  
SUPPORT DE BATTERIE

BATERIESTËNDER  
SOPORTE DE BATERIAS

10,13,K9,K10,K13,S10,S13 (BATTERY STAND)

14,15,18,S14,S15,S18 (BATTERY STAND)



5411-011A

5411-011A

5411-011A

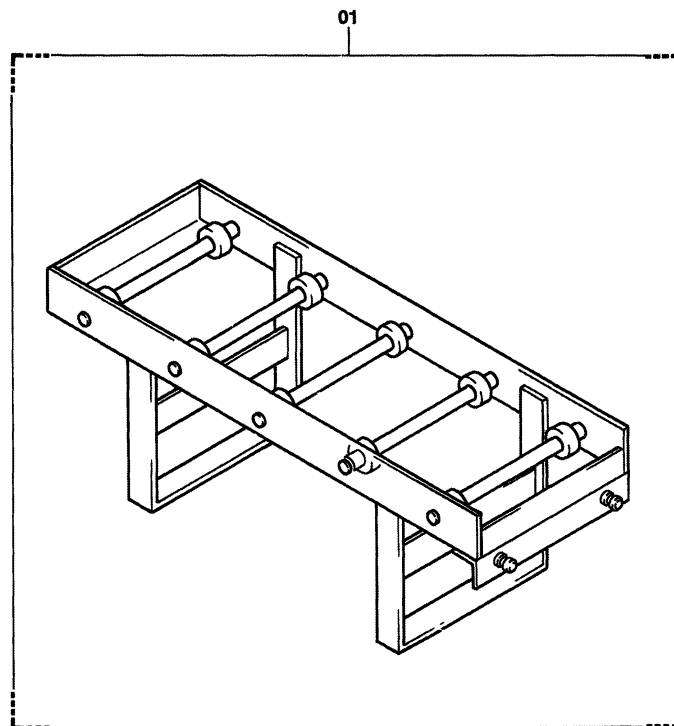
5411-011A

5411

BATTERY STAND  
SUPPORT DE BATTERIE

BATERIESTËNDER  
SOPORTE DE BATERIAS

20,25,30,S20,S25 (BATTERY STAND)



5411-018

5411-018\_

5411		BATTERY STAND SUPPORT DE BATTERIE		BATTERIESTÄNDER SOPORTE DE BATERIAS	
PART NAME CODE	PART NAME	QTY	PART NAME CODE	PART NAME	QTY
5411-01	STAND ASSY, BATTERY ----- ENS. DE SUPPORT STANDER, VOLLST. CONJUNTO DEL SOPORTE	1			
5411-40	ROLLER, BATTERY ----- GALET ROLLE RODILLO	4			
5411-AB	STAND SUB-ASSY, BATTERY ----- SOUS-ENS. DE SUPPORT STANDER-TEILGRUPPE SUBCONJUNTO DEL SOPORTE	1			
5411-AZ	COLLAR ----- COLLIER BUCHSE COLLAR	4-10			
5411-BC	COLLAR ----- COLLIER BUCHSE COLLAR	5			
5411-BN	BEARING ----- ROULEMENT LAGER COJINETE	10			

5411		BATTERY STAND SUPPORT DE BATTERIE		BATTERIESTÄNDER SOPORTE DE BATERIAS	
PART NAME CODE	PART NAME	QTY	PART NAME CODE	PART NAME	QTY

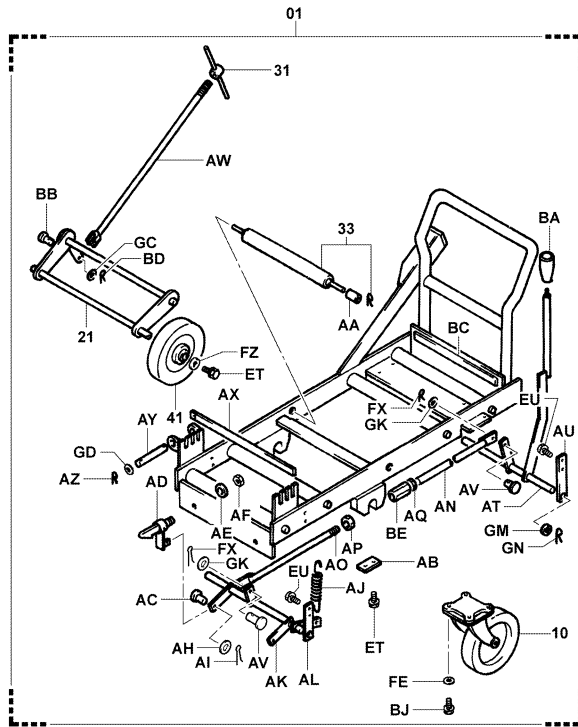
5412

BATTERY CARRIER  
SUPPORT BATTERIE

BATTERIETRÄGER  
PORTABATERIAS

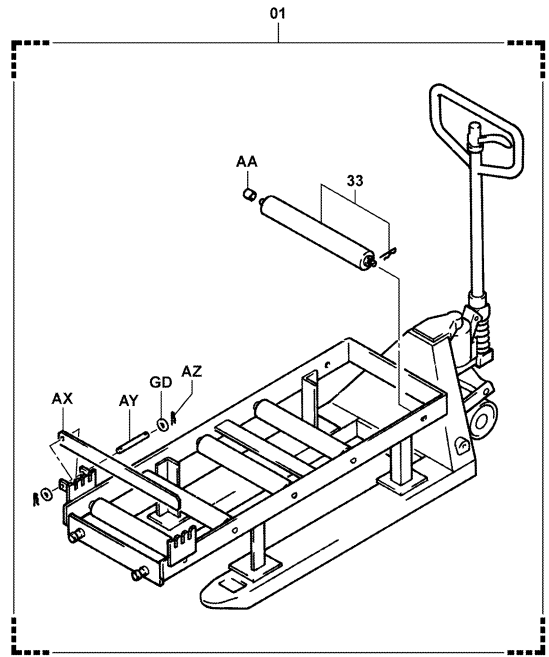
10,13,14,15,18,S10,S13,S14,S15,S18 (CAR L/STAND W/R)

10,13,14,15,18,S10,S13,S14,S15,S18 (HYD CARRIER) [ASSY]



5412-037

5412-037\_



5412-038

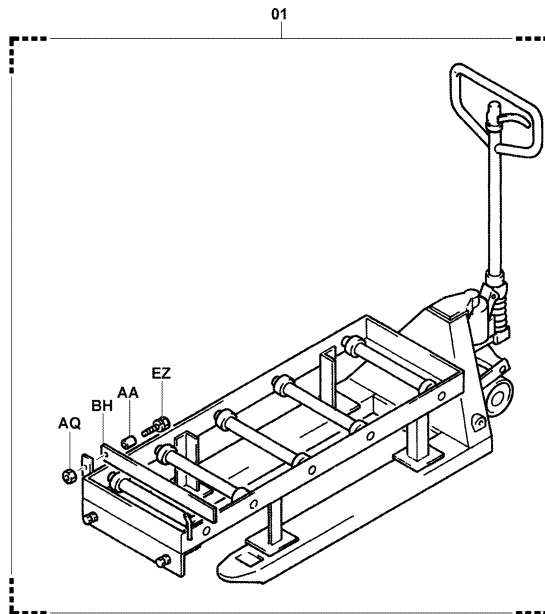
5412-038\_

5412

BATTERY CARRIER  
SUPPORT BATTERIE

BATTERIETRÄGER  
PORTABATERIAS

20,25,30,S20,S25 (HYD CARRIER) [ASSY]



5412-003C

5412-003C



5412		BATTERY CARRIER SUPPORT BATTERIE		BATTERIETRÄGER PORTABATERIAS	
PART NAME CODE	PART NAME	QTY	PART NAME CODE	PART NAME	QTY
5412-AN	ROD SUB-ASSY, STOPPER SOUS-ENS. DE BIELLE STANGEN-TEILGRUPPE SUBCONJUNTO DE LA VARILLA	1	5412-AZ	PIN, COTTER GOUPILLE STIFT PASADOR	2
5412-AO	ROD SUB-ASSY, STOPPER SOUS-ENS. DE BIELLE STANGEN-TEILGRUPPE SUBCONJUNTO DE LA VARILLA	1	5412-BA	KNOB BOULE KNOPF MANDO	1
5412-AP	NUT ECROU MUTTER TUERCA	1	5412-BB	PIN GOUPILLE STIFT PASADOR	1
5412-AQ	NUT ECROU MUTTER TUERCA	1	5412-BC	SPONGE EPONGE SCHWAMM ESPONJA	1
5412-AT	ARM SUB-ASSY SOUS-ENS. DE BRAS ARM-TEILGRUPPE SUBCONJUNTO DEL BRAZO	1	5412-BD	PIN, COTTER GOUPILLE STIFT PASADOR	1
5412-AU	PLATE PLAQUE PLATTE PLACA	2	5412-BE	TURNBUCKLE TENDEUR SPANNSCHLOSS TORNQUETE	1
5412-AV	PIN GOUPILLE STIFT PASADOR	2	5412-BG	BEARING ROULEMENT LAGER COJINETE	1
5412-AW	CLEVIS SUB-ASSY SOUS-ENS. DE D'CHAPE GABEKOPF-TEILGRUPPE SUBCONJUNTO DE GRILLETE	1	5412-BH	PLATE, STOPPER PLAQUE PLATTE PLACA	1
5412-AX	STOPPER BUTEE ANSCHLAG TOPE	1	5412-BJ	BOLT BOULON SCHRAUBE PERNO	1-8
5412-AY	PIN GOUPILLE STIFT PASADOR	1	5412-BP	LEVER LEVIER HEBEL PALANCA	1

5412		BATTERY CARRIER SUPPORT BATTERIE		BATTERIETRÄGER PORTABATERIAS	
PART NAME CODE	PART NAME	QTY	PART NAME CODE	PART NAME	QTY
5412-BS	BUSHING BAGUE BUCHSE BUJE	2	5412-CC	CHAIN CHAINE KETTE CADENA	1
5412-BT	BOLT BOULON SCHRAUBE PERNO	1	5412-CD	SEAL, DUST JOINT ABDICHTUNG SELLO	1
5412-BU	SCREW VIS SCHRAUBE TORNILLO	1	5412-CE	RING, O ANNEAU RING ANILLO	2
5412-BV	CAP, HANDLE CAPUCHON KAPPE TAPA	1	5412-CF	RING, BACK UP ANNEAU RING ANILLO	1
5412-BW	PIN, SPRING GOUPILLE STIFT PASADOR	1	5412-CG	RING, O ANNEAU RING ANILLO	2
5412-BX	PIN, SPRING GOUPILLE STIFT PASADOR	1	5412-CH	SEAL, DUST JOINT ABDICHTUNG SELLO	1
5412-BY	BUSHING BAGUE BUCHSE BUJE	1	5412-CI	RING, BACK UP ANNEAU RING ANILLO	1
5412-BZ	ROLLER GALET ROLLE RODILLO	1	5412-CJ	RING, O ANNEAU RING ANILLO	1
5412-CA	ROD BIELLE STANGE VARILLA	1	5412-CK	RING, O ANNEAU RING ANILLO	1
5412-CB	JOINT, CHAIN RACCORD GELENK JUNTA	2	5412-CL	BALL BILLE KUGEL BOLA	1

5412		BATTERY CARRIER SUPPORT BATTERIE		BATTERIETRÄGER PORTABATERIAS	
PART NAME CODE	PART NAME	QTY	PART NAME CODE	PART NAME	QTY
5412-CM	PISTON PISTON KOLBEN PISTON	1	5412-CX	SPRING RESSORT FEDER RESORTE	1
5412-CN	PLUG BOUCHON STOPFEN TAPON	1	5412-CY	SPRING RESSORT FEDER RESORTE	1
5412-CO	PLUG BOUCHON STOPFEN TAPON	1	5412-CZ	HOUSING BOITIER GEHAUSE FUNDA	1
5412-CP	RING, O ANNEAU RING ANILLO	1	5412-DA	BALL BILLE KUGEL BOLA	2
5412-CR	BALL BILLE KUGEL BOLA	1	5412-DB	BALL BILLE KUGEL BOLA	1
5412-CS	RING, E ANNEAU RING ANILLO	1	5412-DC	PIN, SPRING GOUVILLE STIFT PASADOR	2
5412-CT	PISTON PISTON KOLBEN PISTON	1	5412-DD	PIN, SPRING GOUVILLE STIFT PASADOR	1
5412-CU	CAP CAPUCHON KAPPE TAPA	1	5412-DE	RING, SNAP ANNEAU RING ANILLO	1
5412-CV	SPRING RESSORT FEDER RESORTE	1	5412-DF	PIN, SPRING GOUVILLE STIFT PASADOR	1
5412-CW	PLUG BOUCHON STOPFEN TAPON	1	5412-DG	SHAFT, STEERING ARBRE WELLE EJE	1

5412		BATTERY CARRIER SUPPORT BATTERIE		BATTERIETRÄGER PORTABATERIAS	
PART NAME CODE	PART NAME	QTY	PART NAME CODE	PART NAME	QTY
5412-DI	BASE, BEARING EMBASE SOCKEL BASE	1	5412-DT	SCREW VIS SCHRAUBE TORNILLO	6
5412-DJ	SPRING RESSORT FEDER RESORTE	1	5412-DU	FRAME CADRE RAHMEN BASTIDOR	1
5412-DK	NOZZLE, RELEASE INJECTEUR DUSE BOQUILLA	1	5412-DV	WASHER, PLATE RODELLE UNTERLEGSCHIEBE ARANDELA	2
5412-DL	CAM CAME NOCKEN LEVA	1	5412-DW	WASHER, SPRING RODELLE UNTERLEGSCHIEBE ARANDELA	2
5412-DM	PIN, SPRING GOUVILLE STIFT PASADOR	2	5412-DX	BOLT BOULON SCHRAUBE PERNO	2
5412-DN	TABLE SUB-ASSY SOUS-ENS. DE TABLE TISCH-TEILGRUPPE SUBCONJUNTO DE MESA	1	5412-DY	SHAFT, CRANK ARBRE WELLE EJE	1
5412-DO	CAP, WHEEL CAPUCHON KAPPE TAPA	2	5412-DZ	FITTING, GREASE RACCORD ANSCHLUSSTUCK ACOPLADOR	1
5412-DP	WASHER, PLATE RODELLE UNTERLEGSCHIEBE ARANDELA	2	5412-EA	PIN, TABLE GOUVILLE STIFT PASADOR	2
5412-DR	BOLT BOULON SCHRAUBE PERNO	2	5412-EB	BUSHING BAGUE BUCHSE BUJE	2
5412-DS	WASHER, SPRING RODELLE UNTERLEGSCHIEBE ARANDELA	6	5412-EC	CRANK SUB-ASSY SOUS-ENS. DE MANIVELLE KURBEL-TEILGRUPPE SUBCONJUNTO DE GRUA	1



5412		BATTERY CARRIER SUPPORT BATTERIE		BATTERIETRÄGER PORTABATERIAS	
PART NAME CODE	PART NAME	QTY	PART NAME CODE	PART NAME	QTY
5412-ED	PIN, SPRING GOUPILLE STIFT PASADOR	1	5412-EO	RING, E ANNEAU RING ANILLO	2
5412-EF	PIN, ARM GOUPILLE STIFT PASADOR	2	5412-EP	BUSHING BAGUE BUCHSE BUJE	2
5412-EG	PIN, SPRING GOUPILLE STIFT PASADOR	2	5412-ET	BOLT BOULON SCHRAUBE PERNO	2-4
5412-EH	PIN, SPRING GOUPILLE STIFT PASADOR	4	5412-EU	BOLT BOULON SCHRAUBE PERNO	4
5412-EI	SHAFT, LOAD WHEEL ARBRE WELLE EJE	2	5412-EZ	BOLT BOULON SCHRAUBE PERNO	1
5412-EJ	ARM BRAS ARM BRAZO	2	5412-FE	WASHER, PLATE RODELLE UNTERLEGSCHIEBE ARANDELA	8
5412-EK	COLLAR, ARM COLLIER BUCHSE COLLAR	4	5412-FX	PIN, COTTER GOUPILLE STIFT PASADOR	2
5412-EL	PIN, ARM ROD GOUPILLE STIFT PASADOR	2	5412-FZ	WASHER, PLATE RODELLE UNTERLEGSCHIEBE ARANDELA	2
5412-EM	BUSHING BAGUE BUCHSE BUJE	4	5412-GC	WASHER, PLATE RODELLE UNTERLEGSCHIEBE ARANDELA	1
5412-EN	ROD BIELLE STANGE VARILLA	2	5412-GD	WASHER, PLATE RODELLE UNTERLEGSCHIEBE ARANDELA	2

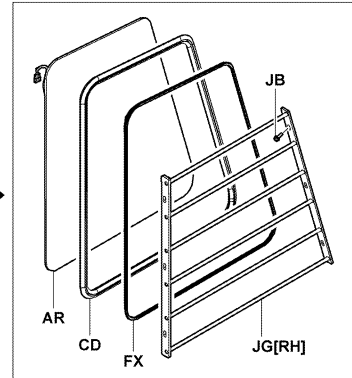
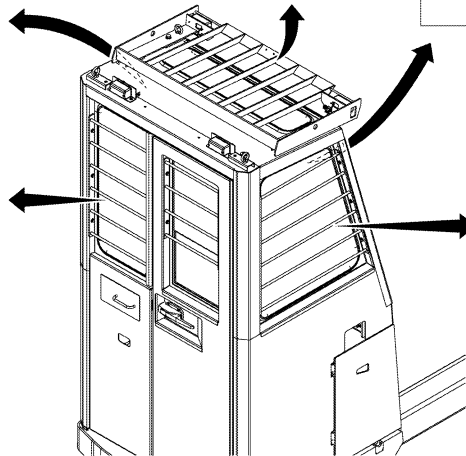
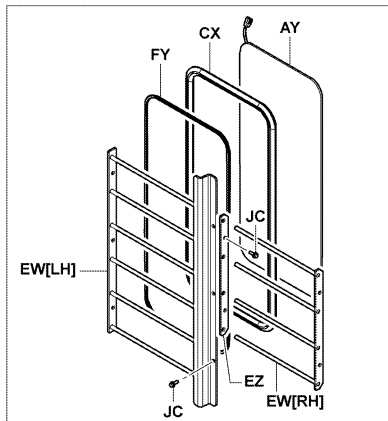
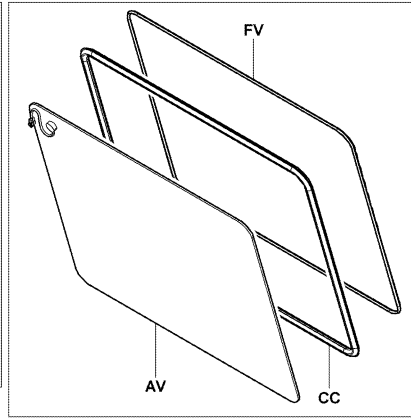
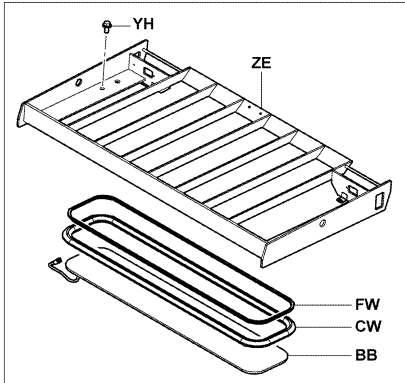
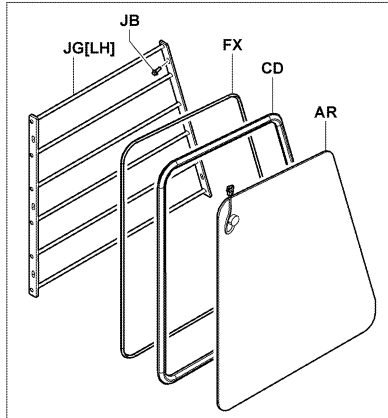
5412		BATTERY CARRIER SUPPORT BATTERIE		BATTERIETRÄGER PORTABATERIAS	
PART NAME CODE	PART NAME	QTY	PART NAME CODE	PART NAME	QTY
5412-GK	WASHER RODELLE UNTERLEGSCHIEBE ARANDELA	2			
5412-GM	WASHER RODELLE UNTERLEGSCHIEBE ARANDELA	2			
5412-GN	PIN, COTTER GOUPILLE STIFT PASADOR	2			

5501

STEEL CABIN  
CABINE EN ACIER

STAHLKABINE  
CABINA DE ACERO

15,18,20,25,30,S15,S18,S20,S25 (S-CABIN-SUPER) [1/2]



5501-733

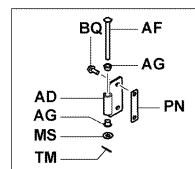
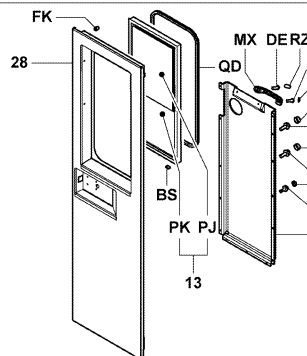
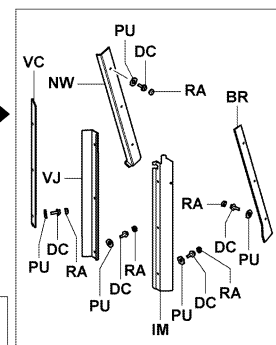
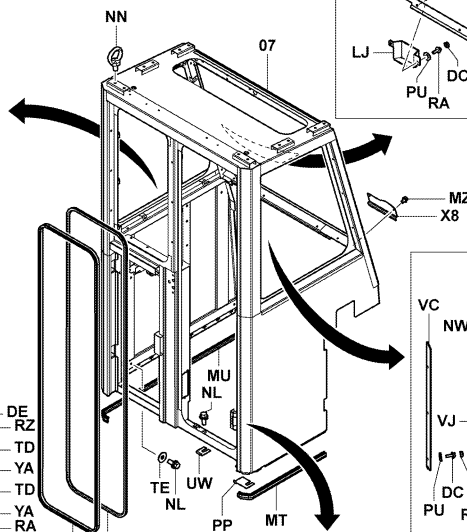
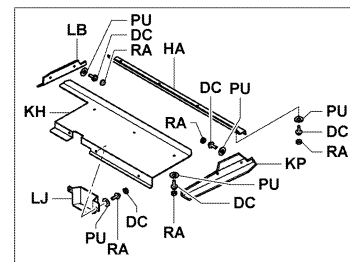
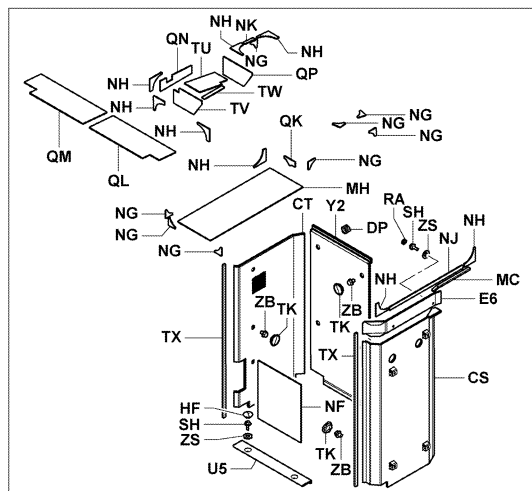
5501-733\_

5501

STEEL CABIN  
CABINE EN ACIER

STAHLKABINE  
CABINA DE ACERO

15,18,20,25,30,S15,S18,S20,S25 (S-CABIN-SUPER) [2/2]



5501-734A

5501-734A

5501		STEEL CABIN CABINE EN ACIER	STAHLKABINE CABINA DE ACERO		
PART NAME CODE	PART NAME	QTY	PART NAME CODE	PART NAME	QTY
5501-07	CABIN SUB-ASSY SOUS-ENS. DE CABINE KABINEN-TEILGRUPPE SUBCONJUNTO DE LA CABINA	1	5501-BQ	BOLT BOULON SCHRAUBE PERNO	6
5501-13	WINDOW ASSY, REAR ENS. DE FENETRE FENSTER, VOLLST. CONJUNTO DE VENTANILLA	1	5501-BR	COVER COUVERCLE DECKEL CUBIERTA	1
5501-28	DOOR SUB-ASSY, REAR SOUS-ENS. DE PORTE TUR-TEILGRUPPE SUBCONJUNTO DE LA PUERTA	1	5501-BS	PLATE, RUBBER PLAQUE PLATTE PLACA	2
5501-AD	HINGE SUB-ASSY SOUS-ENS. DE CHARNIERE SCHARNIER-TEILGRUPPE SUBCONJUNTO DE BISAGRA	3	5501-CC	WEATHERSTRIP BOURRELET D'ETANCHEITE ABDICHTUNGSPROFIL CANAL PARA EL AGUA	1
5501-AF	PIN, HINGE GOUPILE STIFT PASADOR	3	5501-CD	WEATHERSTRIP BOURRELET D'ETANCHEITE ABDICHTUNGSPROFIL CANAL PARA EL AGUA	2
5501-AG	BUSHING BAGUE BUCHSE BUJE	6	5501-CS	COVER, DOOR RH COUVERCLE DECKEL CUBIERTA	1
5501-AR	GLASS, SIDE VITRE GLASSSCHEIBE VIDRIO	1	5501-CT	COVER, DOOR LH COUVERCLE DECKEL CUBIERTA	1
5501-AV	GLASS, FRONT VITRE GLASSSCHEIBE VIDRIO	1	5501-CW	WEATHERSTRIP BOURRELET D'ETANCHEITE ABDICHTUNGSPROFIL CANAL PARA EL AGUA	1
5501-AY	GLASS, REAR VITRE GLASSSCHEIBE VIDRIO	1	5501-CX	WEATHERSTRIP BOURRELET D'ETANCHEITE ABDICHTUNGSPROFIL CANAL PARA EL AGUA	1
5501-BB	GLASS, UPPER VITRE GLASSSCHEIBE VIDRIO	1	5501-DC	SCREW VIS SCHRAUBE TORNILLO	12-15

5501		STEEL CABIN CABINE EN ACIER	STAHLKABINE CABINA DE ACERO		
PART NAME CODE	PART NAME	QTY	PART NAME CODE	PART NAME	QTY
5501-DE	SCREW VIS SCHRAUBE TORNILLO	2	5501-GL	TRIM GARNITURE ZIERSTREIFEN GUARNICION	1
5501-DP	RUBBER CAOUTCHOUC GUMMI GOMA	2	5501-HA	COVER COUVERCLE DECKEL CUBIERTA	1
5501-E6	COVER SUB-ASSY SOUS-ENS. DE COUVERCLE DECKEL-TEILGRUPPE SUBCONJUNTO DE CUBIERTA	1	5501-HF	GROMMET RONDELLE ISOLANTE DURCHFUHRUNG ANILLO PROTECTOR	2
5501-EW	GUARD SUB-ASSY, RR WINDOW SOUS-ENS. DE PROTECTEUR SCHUTZBLECH-TEILGRUPPE SUBCONJUNTO DE PROTECTOR	1	5501-IM	COVER COUVERCLE DECKEL CUBIERTA	1
5501-EZ	PLATE PLAQUE PLATTE PLACA	1	5501-JB	BOLT BOULON SCHRAUBE PERNO	12
5501-FK	CUSHION COUSSIN POLSTER ALMOHADILLA	2	5501-JC	BOLT BOULON SCHRAUBE PERNO	10
5501-FV	WEATHERSTRIP BOURRELET D'ETANCHEITE ABDICHTUNGSPROFIL CANAL PARA EL AGUA	1	5501-JG	GUARD SUB-ASSY SOUS-ENS. DE PROTECTEUR SCHUTZBLECH-TEILGRUPPE SUBCONJUNTO DE PROTECTOR	1
5501-FW	WEATHERSTRIP BOURRELET D'ETANCHEITE ABDICHTUNGSPROFIL CANAL PARA EL AGUA	1	5501-KH	COVER COUVERCLE DECKEL CUBIERTA	1
5501-FX	WEATHERSTRIP BOURRELET D'ETANCHEITE ABDICHTUNGSPROFIL CANAL PARA EL AGUA	2	5501-KP	COVER COUVERCLE DECKEL CUBIERTA	1
5501-FY	WEATHERSTRIP BOURRELET D'ETANCHEITE ABDICHTUNGSPROFIL CANAL PARA EL AGUA	1	5501-LB	COVER COUVERCLE DECKEL CUBIERTA	1

5501		STEEL CABIN CABINE EN ACIER	STAHLKABINE CABINA DE ACERO		
PART NAME CODE	PART NAME	QTY	PART NAME CODE	PART NAME	QTY
5501-LJ	COVER COUVERCLE DECKEL CUBIERTA	1	5501-NH	SPONGE EPONGE SCHWAMM ESPONJA	8
5501-MC	SPONGE EPONGE SCHWAMM ESPONJA	1	5501-NJ	SPONGE EPONGE SCHWAMM ESPONJA	1
5501-MH	SPONGE EPONGE SCHWAMM ESPONJA	1	5501-NK	SPONGE EPONGE SCHWAMM ESPONJA	1
5501-MS	WASHER, PLATE RODELLE UNTERLEGSCHLEIBE ARANDELA	3	5501-NL	BOLT BOULON SCHRAUBE PERNO	14
5501-MT	TRIM GARNITURE ZIERSTREIFEN GUARNICION	1	5501-NN	BOLT BOULON SCHRAUBE PERNO	4
5501-MU	TRIM GARNITURE ZIERSTREIFEN GUARNICION	1	5501-NW	COVER COUVERCLE DECKEL CUBIERTA	1
5501-MX	GRIP PRISE GRIFF EMPUJADOR	1	5501-PJ	GLASS, WINDOW, NO.1 VITRE GLASSSCHEIBE VIDRIO	1
5501-MZ	BOLT BOULON SCHRAUBE PERNO	2	5501-PK	GLASS, WINDOW, NO.2 VITRE GLASSSCHEIBE VIDRIO	1
5501-NF	SPONGE EPONGE SCHWAMM ESPONJA	1	5501-PN	SHIM CALE AUSGLEICHSCHEIBE CALCE	7
5501-NG	SPONGE EPONGE SCHWAMM ESPONJA	6-8	5501-PP	SHIM CALE AUSGLEICHSCHEIBE CALCE	6

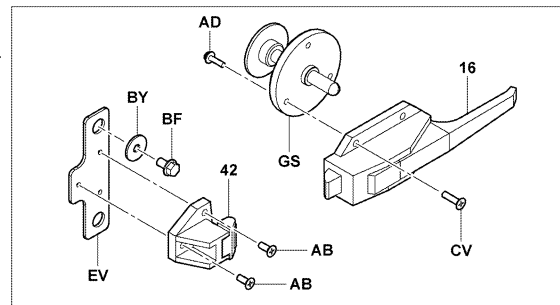
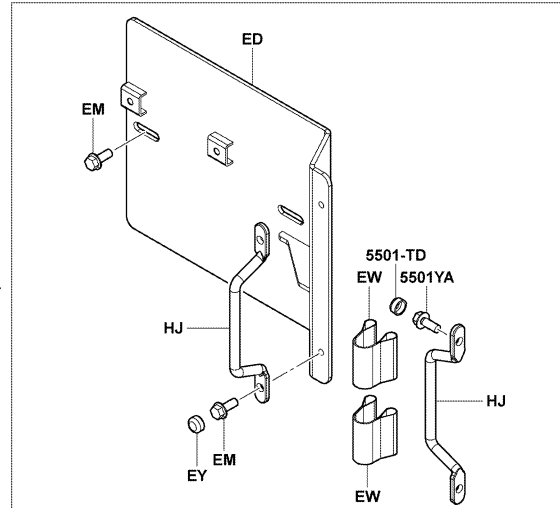
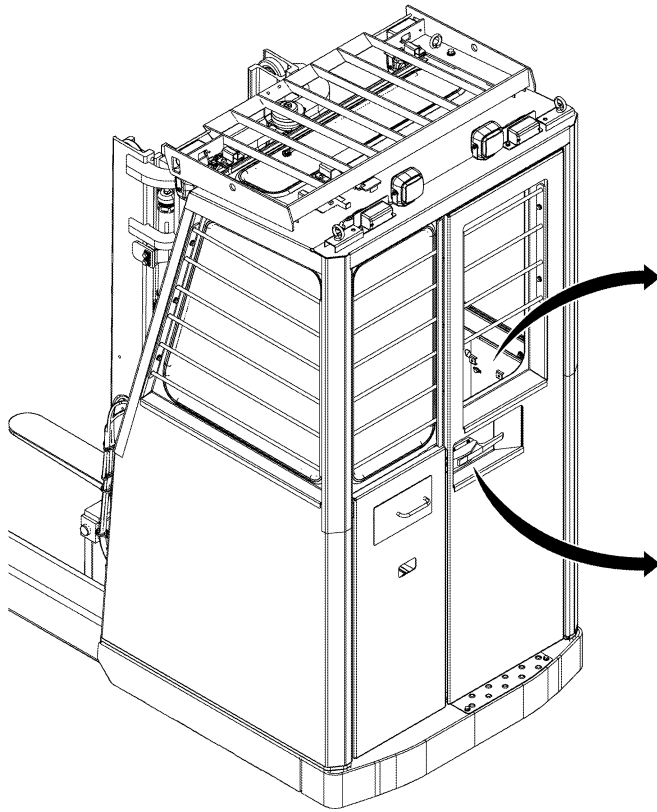
5501		STEEL CABIN CABINE EN ACIER	STAHLKABINE CABINA DE ACERO		
PART NAME CODE	PART NAME	QTY	PART NAME CODE	PART NAME	QTY
5501-PU	WASHER, PLATE RODELLE UNTERLEGSCHLEIBE ARANDELA	14-15	5501-SH	SCREW VIS SCHRAUBE TORNILLO	4
5501-QA	WEATHERSTRIP BOURRELET D'ETANCHEITE ABDICHTUNGSPROFIL CANAL PARA EL AGUA	1	5501-TD	CAP CAPUCHON KAPPE TAPA	2
5501-QD	WEATHERSTRIP BOURRELET D'ETANCHEITE ABDICHTUNGSPROFIL CANAL PARA EL AGUA	1	5501-TE	WASHER RODELLE UNTERLEGSCHLEIBE ARANDELA	10
5501-QK	SPONGE EPONGE SCHWAMM ESPONJA	1	5501-TK	CAP CAPUCHON KAPPE TAPA	11
5501-QL	SPONGE EPONGE SCHWAMM ESPONJA	1	5501-TM	PIN, COTTER GOUVILLE STIFT PASADOR	3
5501-QM	SPONGE EPONGE SCHWAMM ESPONJA	1	5501-TU	SPONGE EPONGE SCHWAMM ESPONJA	1
5501-QN	SPONGE EPONGE SCHWAMM ESPONJA	1	5501-TV	SPONGE EPONGE SCHWAMM ESPONJA	1
5501-QP	SPONGE EPONGE SCHWAMM ESPONJA	1	5501-TW	SPONGE EPONGE SCHWAMM ESPONJA	1
5501-RA	CAP CAPUCHON KAPPE TAPA	2-15	5501-TX	SPONGE EPONGE SCHWAMM ESPONJA	1-2
5501-RZ	CAP CAPUCHON KAPPE TAPA	2	5501-U5	COVER SUB-ASSY SOUS-ENS. DE COUVERCLE DECKEL-TEILGRUPPE SUBCONJUNTO DE CUBIERTA	1

<b>5501</b>		<b>STEEL CABIN CABINE EN ACIER</b>		<b>STAHLKABINE CABINA DE ACERO</b>	
PART NAME CODE	PART NAME	QTY	PART NAME CODE	PART NAME	QTY
<b>5501-UW</b>	<b>SHIM</b> ----- CALE AUSGLEICHSCHEIBE CALCE	<b>18</b>	<b>5501-ZS</b>	<b>WASHER, PLATE</b> ----- RODELLE UNTERLEGSCHIEBE ARANDELA	<b>4</b>
<b>5501-VC</b>	<b>COVER</b> ----- COUVERCLE DECKEL CUBIERTA	<b>1</b>			
<b>5501-VJ</b>	<b>COVER</b> ----- COUVERCLE DECKEL CUBIERTA	<b>1</b>			
<b>5501-X8</b>	<b>COVER SUB-ASSY</b> ----- SOUS-ENS. DE COUVERCLE DECKEL-TEILGRUPPE SUBCONJUNTO DE CUBIERTA	<b>1</b>			
<b>5501-Y1</b>	<b>COVER SUB-ASSY</b> ----- SOUS-ENS. DE COUVERCLE DECKEL-TEILGRUPPE SUBCONJUNTO DE CUBIERTA	<b>1</b>			
<b>5501-Y2</b>	<b>COVER SUB-ASSY</b> ----- SOUS-ENS. DE COUVERCLE DECKEL-TEILGRUPPE SUBCONJUNTO DE CUBIERTA	<b>1</b>			
<b>5501-YA</b>	<b>BOLT</b> ----- BOULON SCHRAUBE PERNO	<b>2</b>			
<b>5501-YH</b>	<b>BOLT</b> ----- BOULON SCHRAUBE PERNO	<b>4</b>			
<b>5501-ZB</b>	<b>BOLT</b> ----- BOULON SCHRAUBE PERNO	<b>11</b>			
<b>5501-ZE</b>	<b>GUARD SUB-ASSY</b> ----- SOUS-ENS. DE PROTECTEUR SCHUTZBLECH-TEILGRUPPE SUBCONJUNTO DE PROTECTOR	<b>1</b>			

<b>5501</b>		<b>STEEL CABIN CABINE EN ACIER</b>		<b>STAHLKABINE CABINA DE ACERO</b>	
PART NAME CODE	PART NAME	QTY	PART NAME CODE	PART NAME	QTY

**5504****DOOR LOCK  
SERRURE DE PORTE****T7RSCHLOSS  
CIERRE DE LA PUERTA**

15,18,20,25,30,S15,S18,S20,S25 (S-CABIN-SUPER)



5504-115

5504-115\_

**5504****DOOR LOCK  
SERRURE DE PORTE****T7RSCHLOSS  
CIERRE DE LA PUERTA**

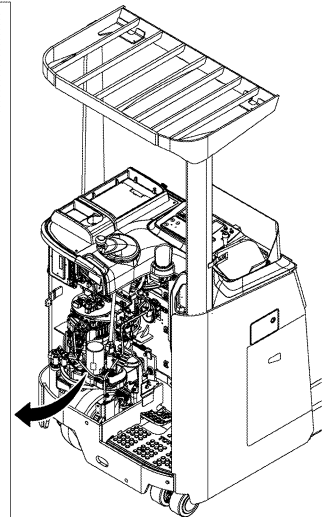
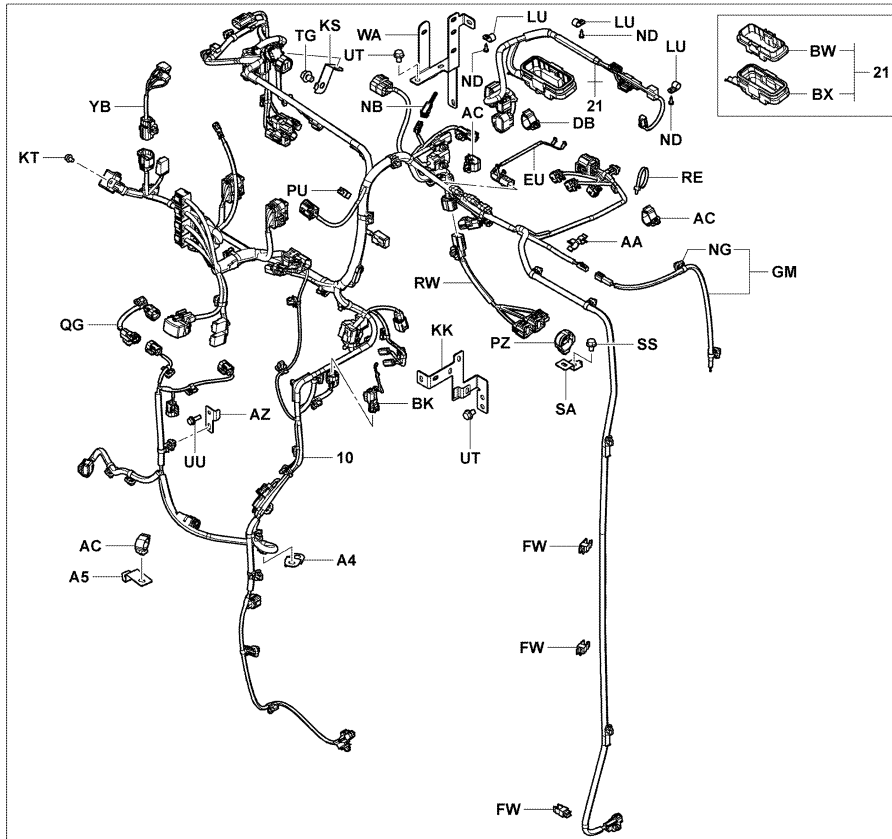
PART NAME CODE	PART NAME	QTY	PART NAME CODE	PART NAME	QTY
5504-16	HANDLE ASSY, REAR DOOR OUTSIDE ENS. DE POIGNEE HEBEL, VOLLST. CONJUNTO DEL VOLANTE DE DIRECCION	1	5504-EW	BELT, DOOR STOPPER COURROIE RIEMEN CORREA	2
5504-42	STRIKER, REAR DOOR LOCK PERCUTEUR SCHLAGBOLZEN CERRADERO	1	5504-EY	CAP CAPUCHON KAPPE TAPA	2
5504-AB	SCREW VIS SCHRAUBE TORNILLO	3	5504-GS	ROD, DOOR OPEN BIELLE STANGE VARILLA	1
5504-AD	SCREW VIS SCHRAUBE TORNILLO	3	5504-HJ	BRACKET SUPPORT TRAGER SOPORTE	2
5504-BF	BOLT BOULON SCHRAUBE PERNO	2			
5504-BY	WASHER, PLATE RODELLE UNTERLEGSCHIEBE ARANDELA	2			
5504-CV	SCREW VIS SCHRAUBE TORNILLO	4			
5504-ED	PLATE SUB-ASSY SOUS-ENS. DE PLAQUE PLATTEN-TEILGRUPPE SUBCONJUNTO DE PLACA	1			
5504-EM	BOLT BOULON SCHRAUBE PERNO	4			
5504-EV	BRACKET SUPPORT TRAGER SOPORTE	1			

5602

WIRING & CLAMP  
CABLAGE & COLLIER

KABEL & KABELKLEMMEN  
CABLES Y ABRAZADERA

[MAIN]



5602-818

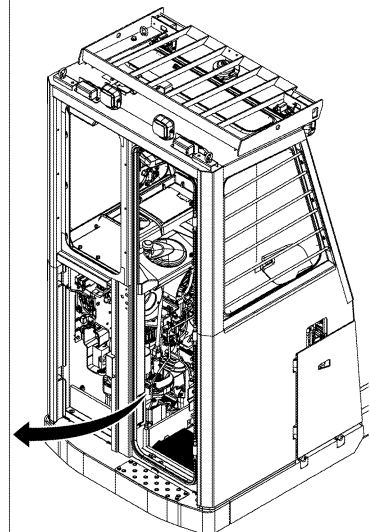
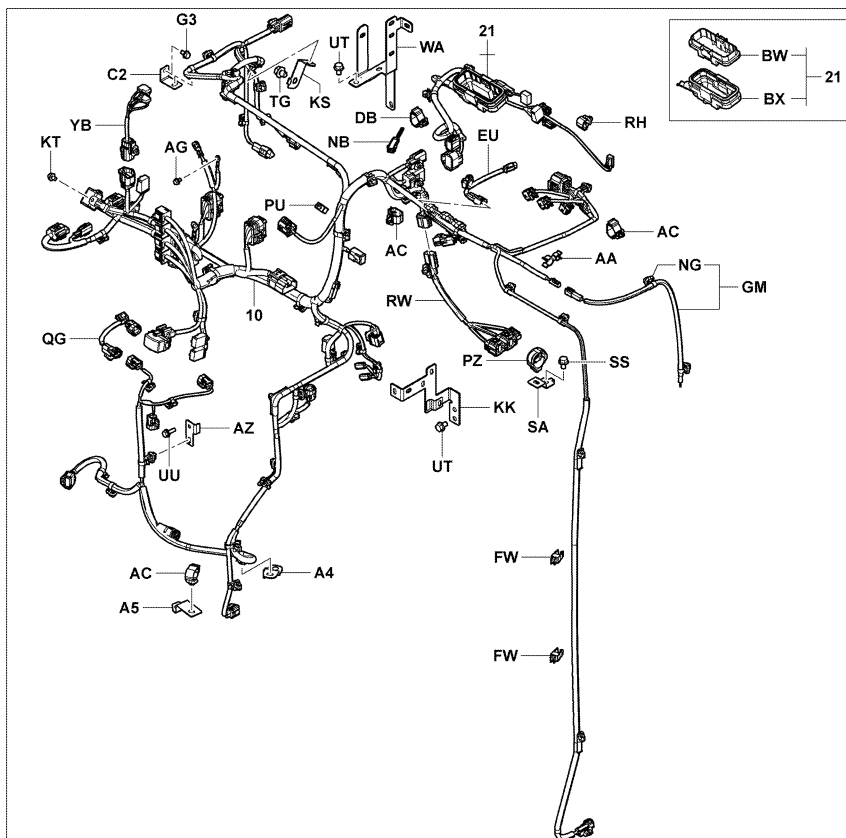
5602-818\_

5602

WIRING & CLAMP  
CABLAGE & COLLIER

KABEL & KABELKLEMMEN  
CABLES Y ABRAZADERA

15,18,20,25,30,S15,S18,S20,S25 (S-CABIN-SUPER) [MAIN]



5602-819

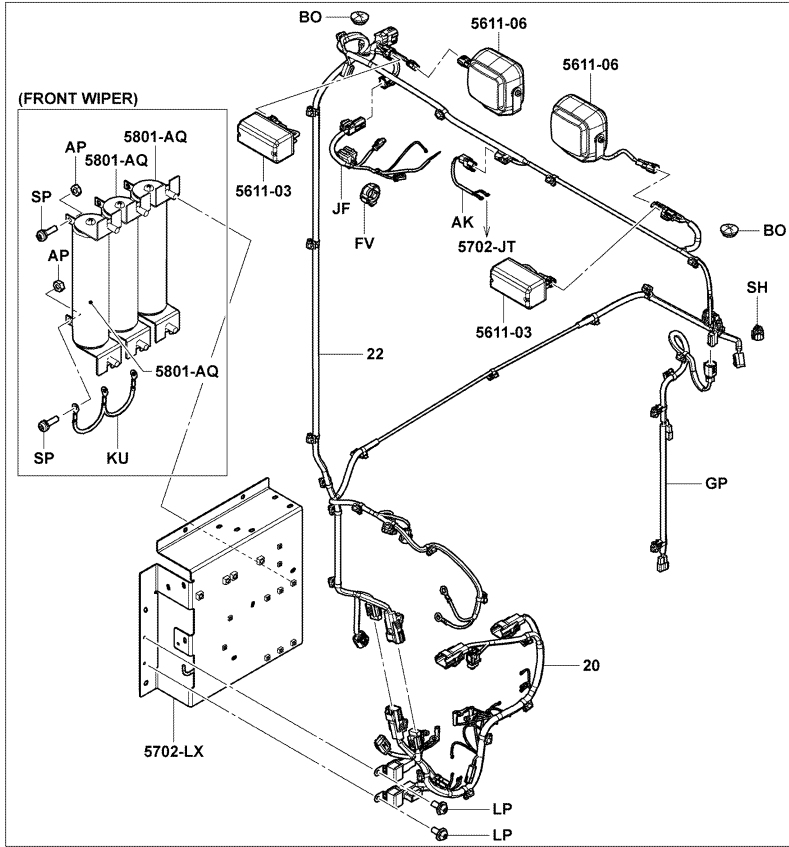
5602-819\_

5602

WIRING & CLAMP  
CABLAGE & COLLIER

KABEL & KABELKLEMMEN  
CABLES Y ABRAZADERA

15,18,20,25,30,S15,S18,S20,S25 (S-CABIN-SUPER) [CABIN]



5602-824

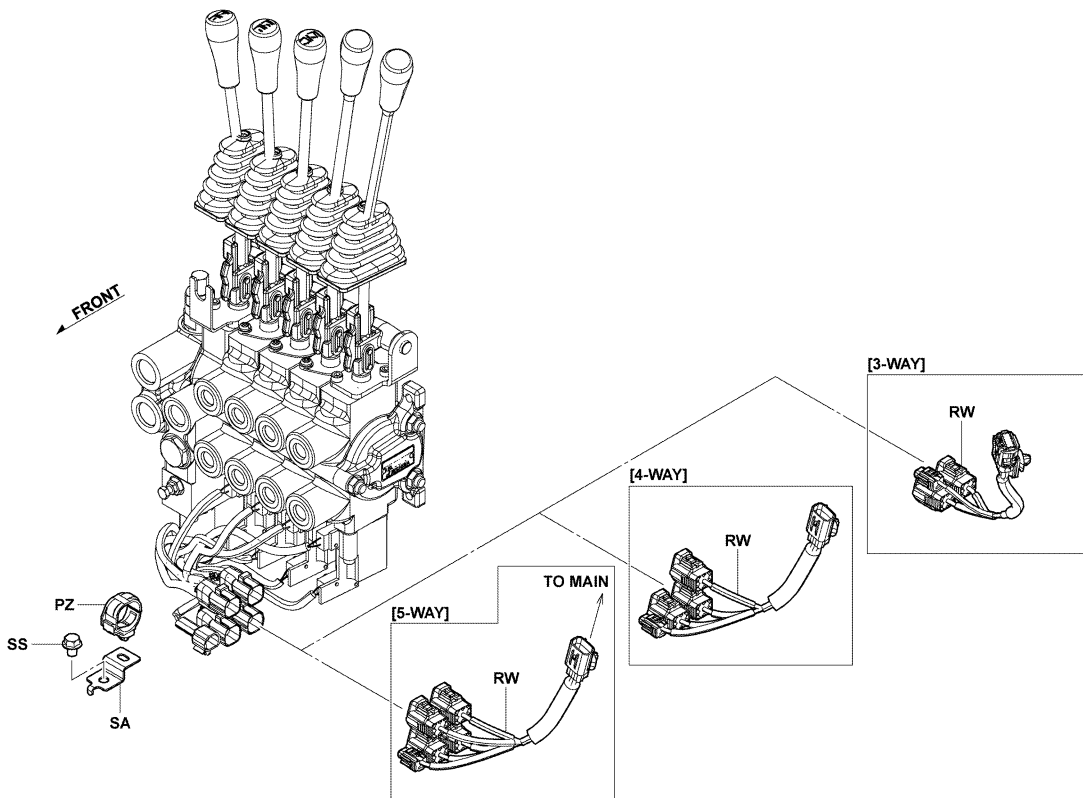
5602-824\_

5602

WIRING & CLAMP  
CABLAGE & COLLIER

KABEL & KABELKLEMMEN  
CABLES Y ABRAZADERA

[LEVER SENSOR]



5602-851

5602-851\_

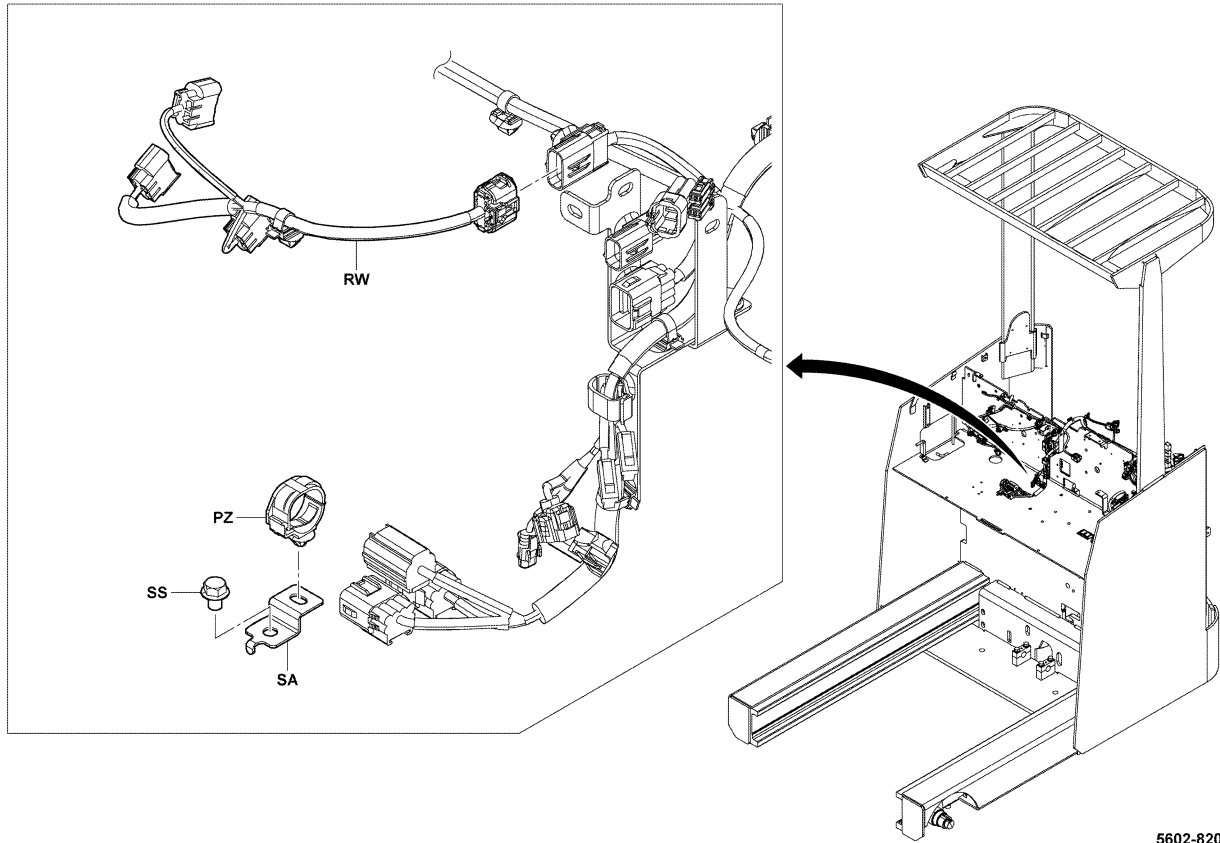


5602

WIRING & CLAMP  
CABLAGE & COLLIER

KABEL & KABELKLEMMEN  
CABLES Y ABRAZADERA

10,13,14,15,18,30,S10,S13,S14,S15,S18,S20,S25 (REMOTE W/H-RA)



5602-820

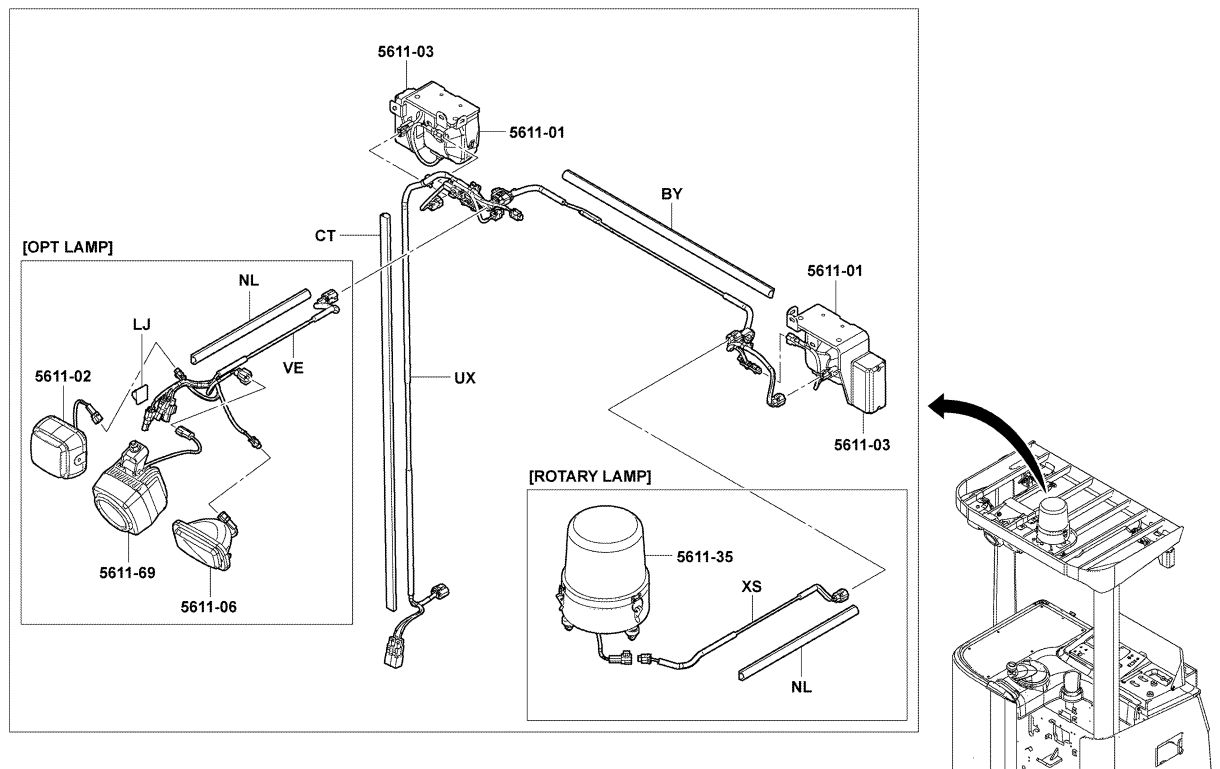
5602-820\_

5602

WIRING & CLAMP  
CABLAGE & COLLIER

KABEL & KABELKLEMMEN  
CABLES Y ABRAZADERA

[FRONT STAY]



5602-775A

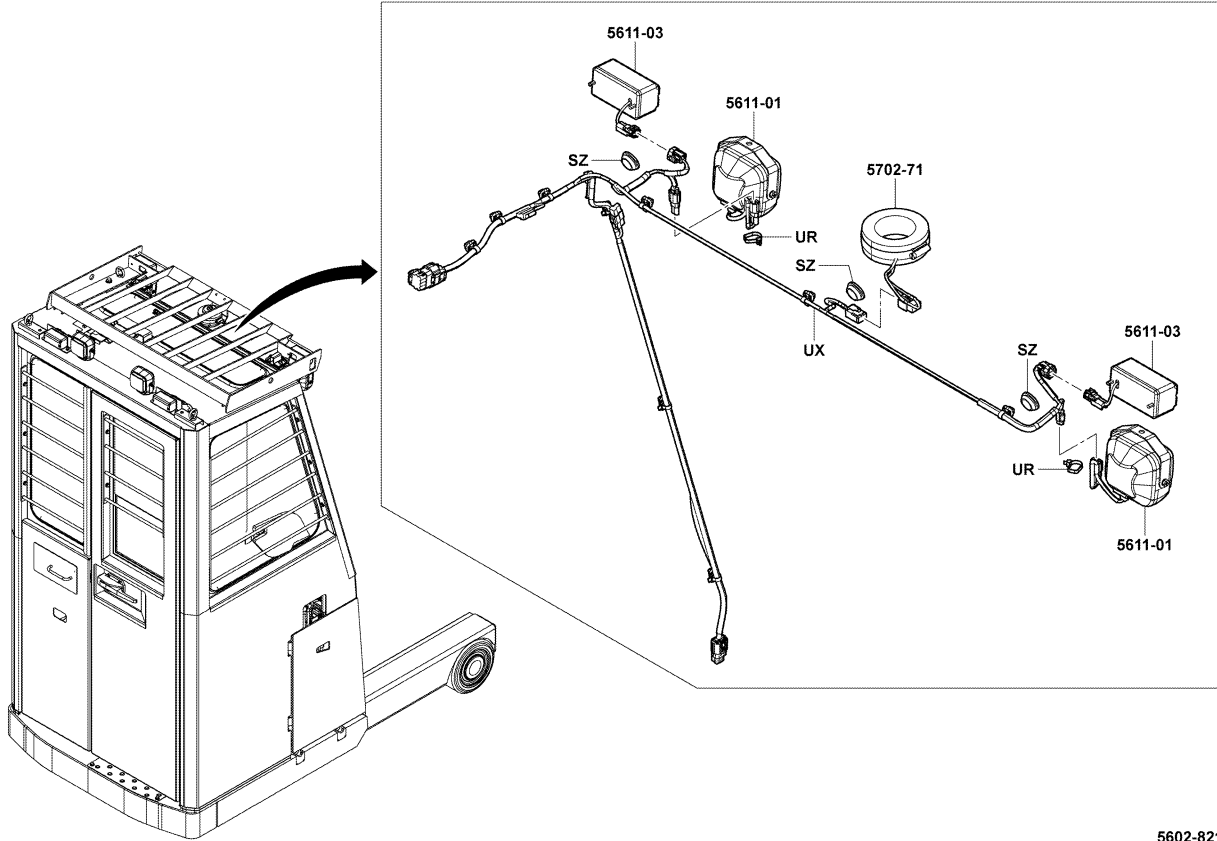
5602-775A

5602

WIRING & CLAMP  
CABLAGE & COLLIER

KABEL & KABELKLEMMEN  
CABLES Y ABRAZADERA

15,18,20,25,30,S15,S18,S20,S25 (S-CABIN-SUPER) [FRONT STAY]



5602-821

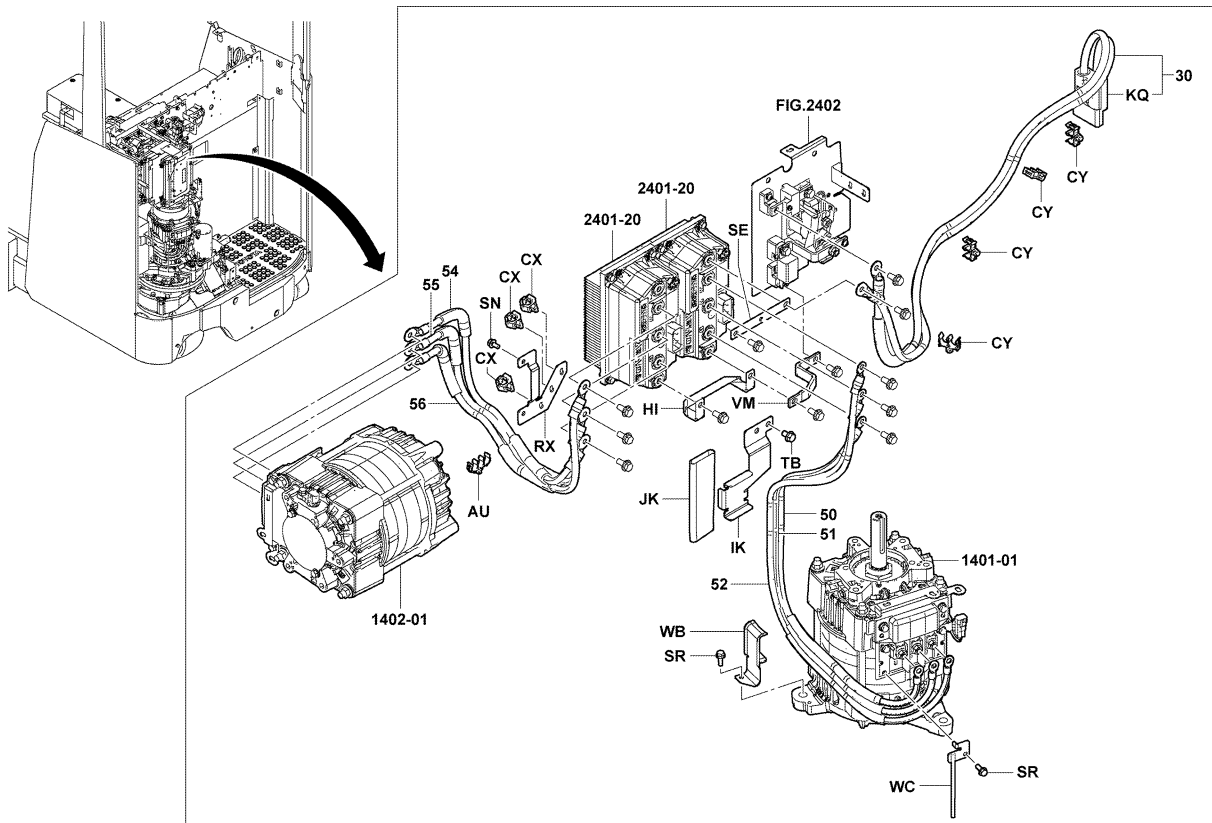
5602-821\_

5602

WIRING & CLAMP  
CABLAGE & COLLIER

KABEL & KABELKLEMMEN  
CABLES Y ABRAZADERA

[MOTOR]



5602-850

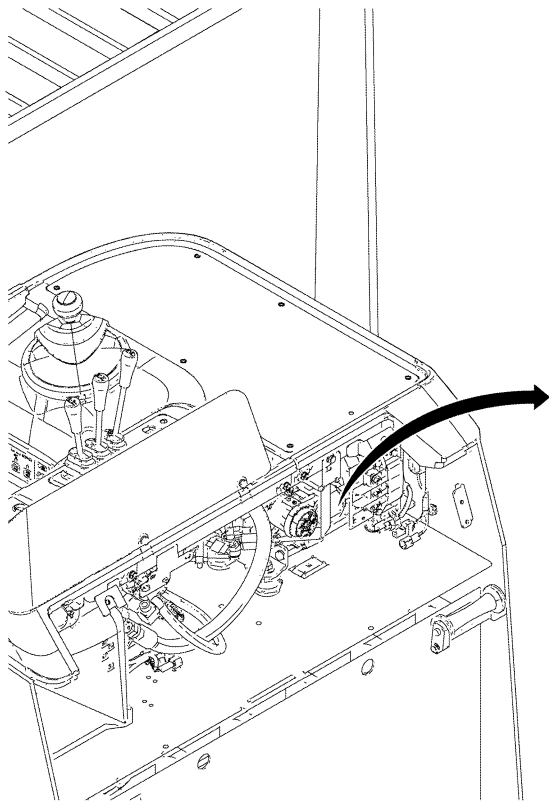
5602-850\_

5602

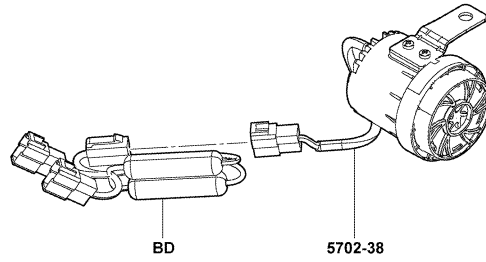
WIRING & CLAMP  
CABLAGE & COLLIER

KABEL & KABELKLEMMEN  
CABLES Y ABRAZADERA

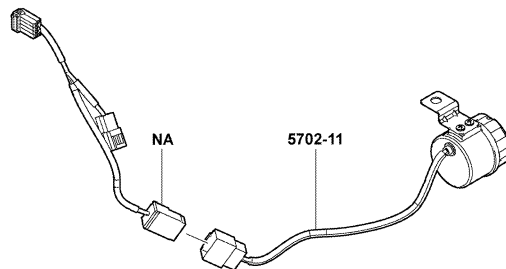
(FWD&BACK CHIME, ADJUST-VOLUME) [CHIME & BUZZER]



(FWD & BACK CHIME)



(ADJUST-VOLUME)



5602-777

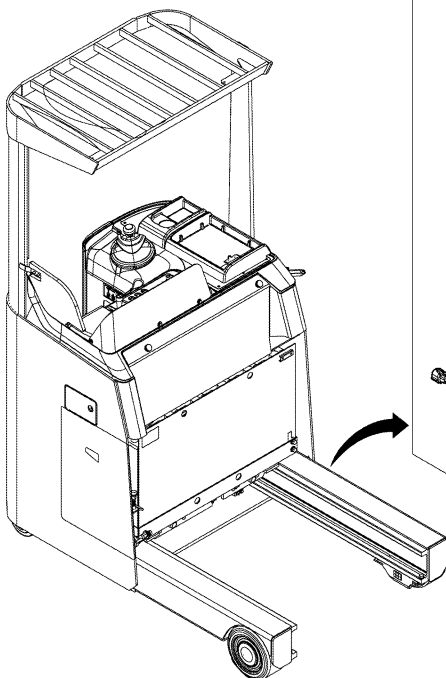
5602-777\_

5602

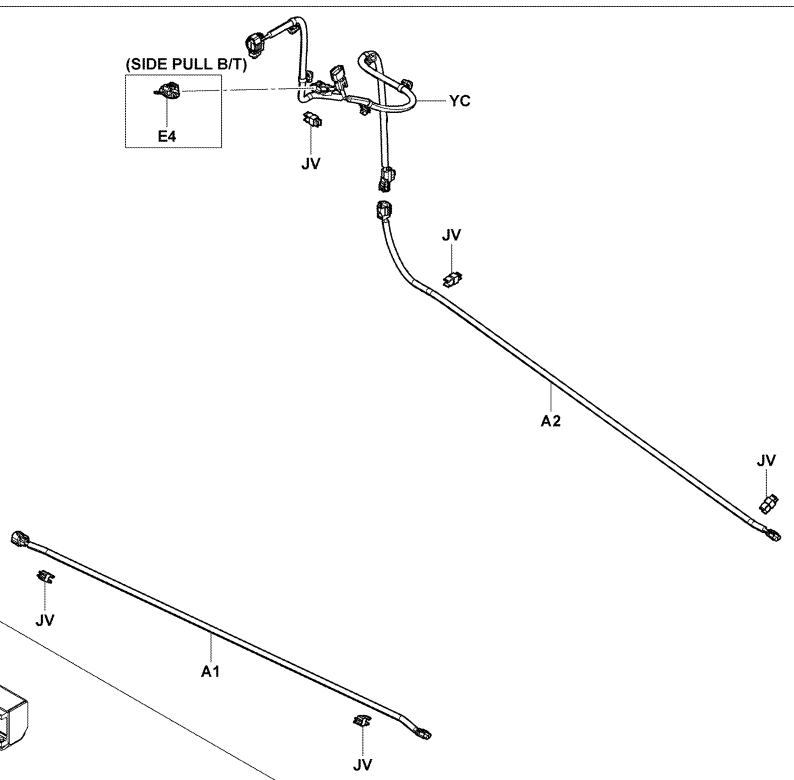
WIRING & CLAMP  
CABLAGE & COLLIER

KABEL & KABELKLEMMEN  
CABLES Y ABRAZADERA

[LEG]



(SIDE PULL B/T)  
E4



5602-822

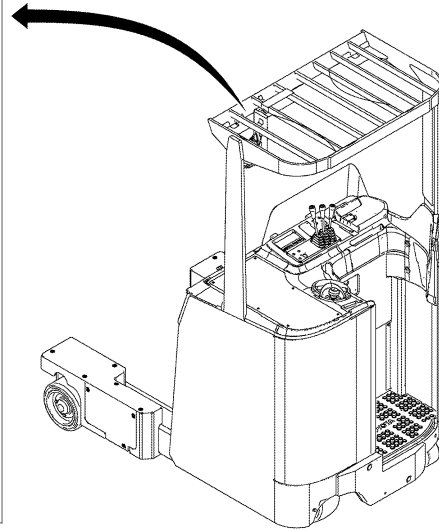
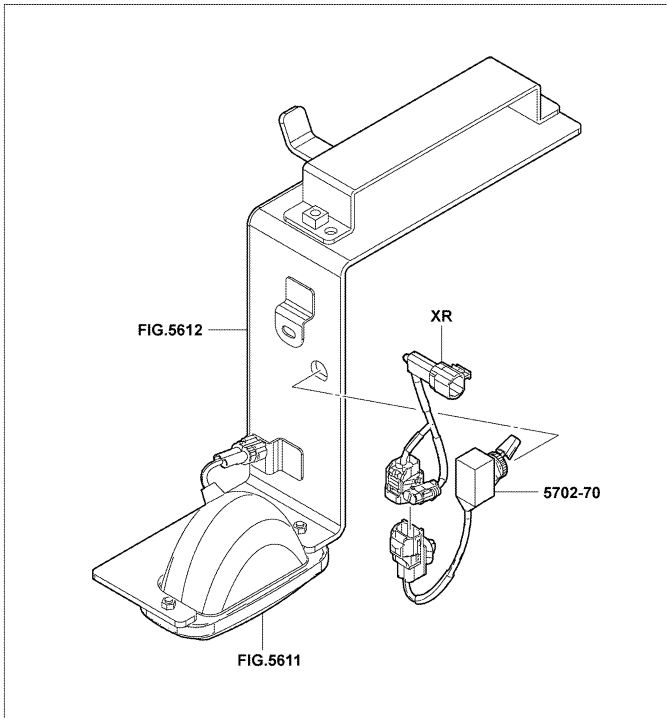
5602-822\_

5602

WIRING & CLAMP  
CABLAGE & COLLIER

KABEL & KABELKLEMMEN  
CABLES Y ABRAZADERA

(SPOT LIGHT) [SPOT LIGHT]



5602-779

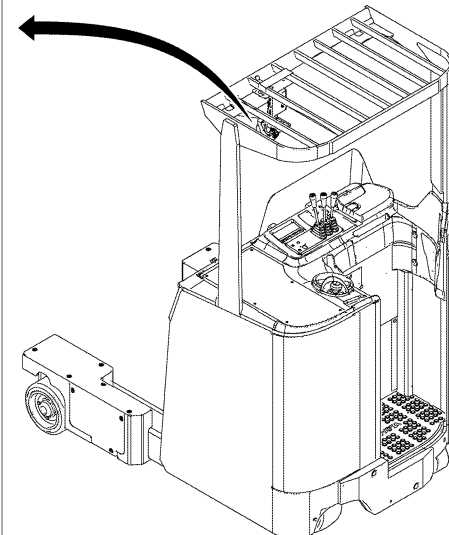
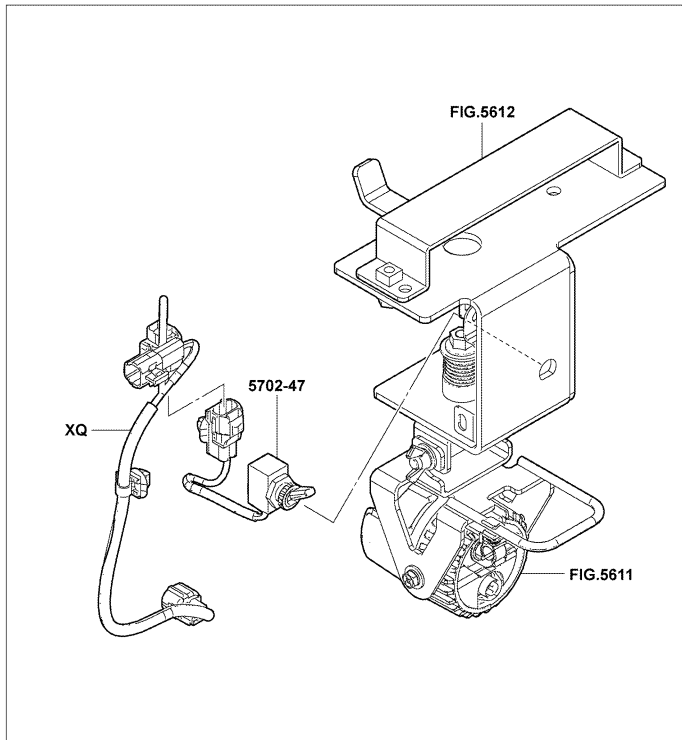
5602-779\_

5602

WIRING & CLAMP  
CABLAGE & COLLIER

KABEL & KABELKLEMMEN  
CABLES Y ABRAZADERA

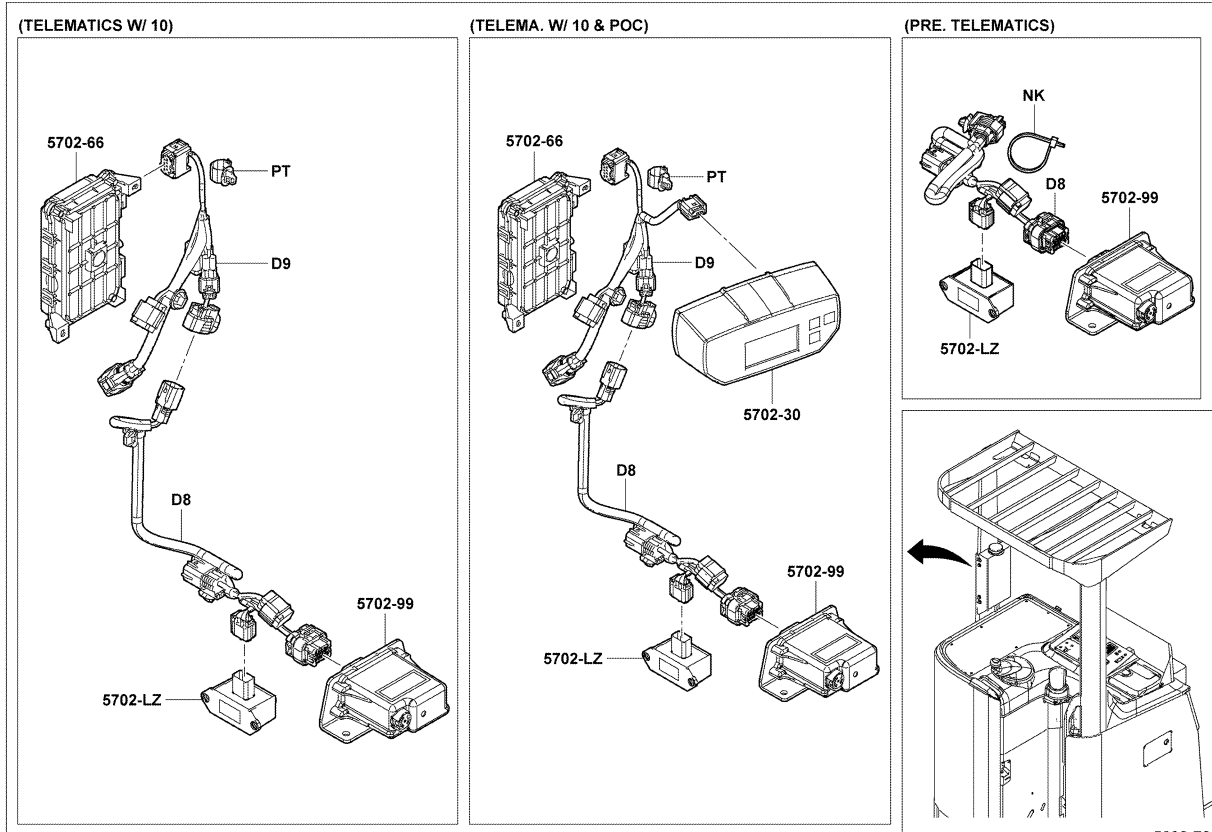
(LED SEARCHLIGHT) [LED SEARCHLIGHT]



5602-780

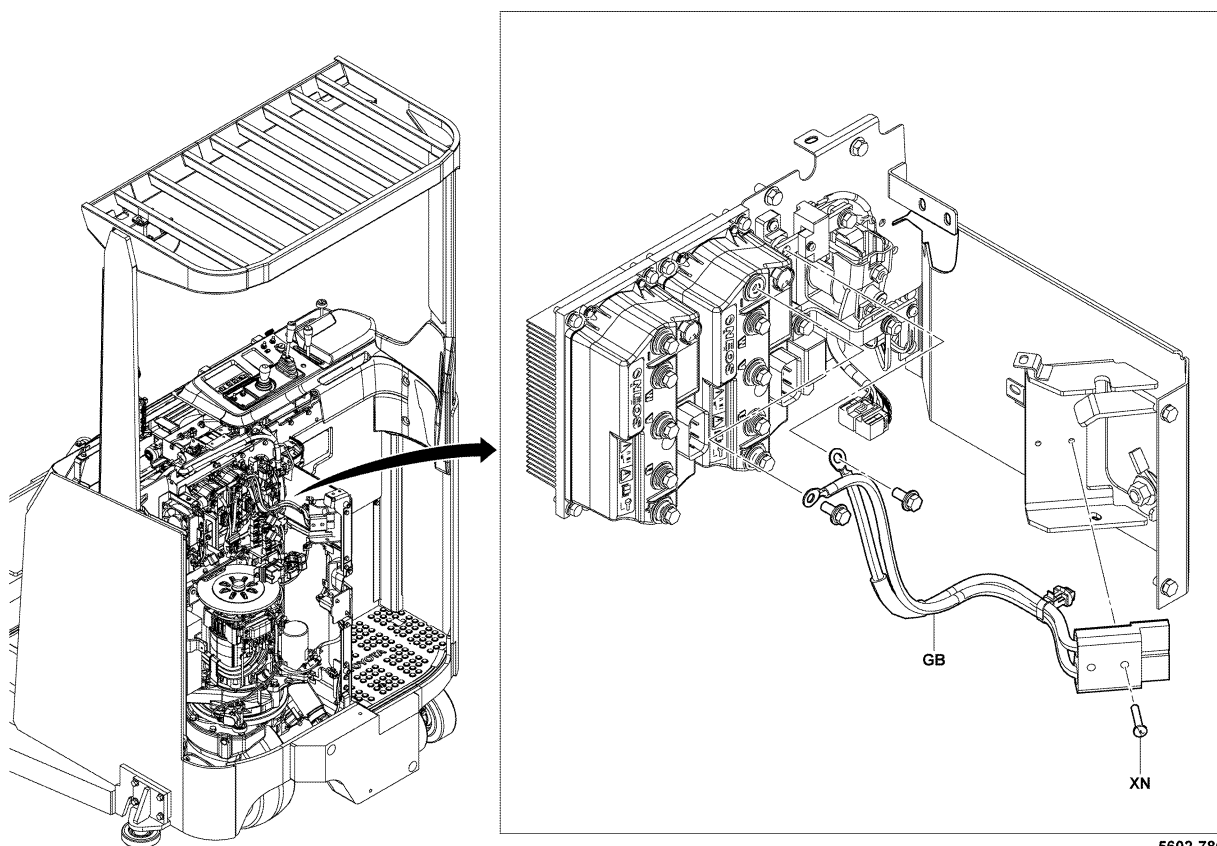
5602-780\_

(PRE.TELEMATICS, TELEMATICS W/10) [TELEMATICS]



5602-781\_

(COLD STORAGE, ULTRA COLD, CHG PULG IN OPE) [REIZOUKO PLUG]



5602-786

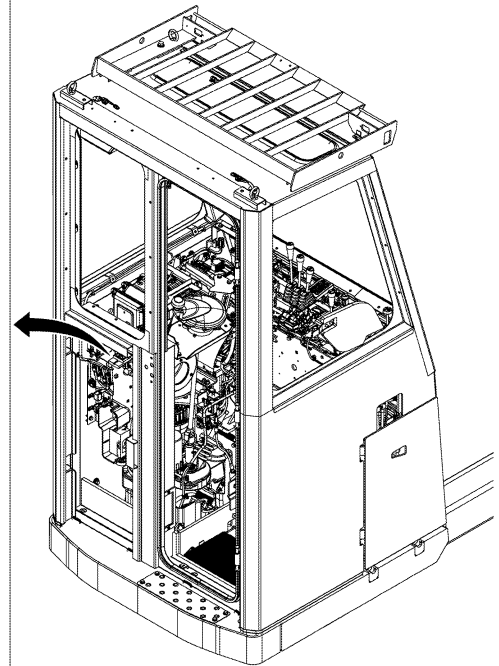
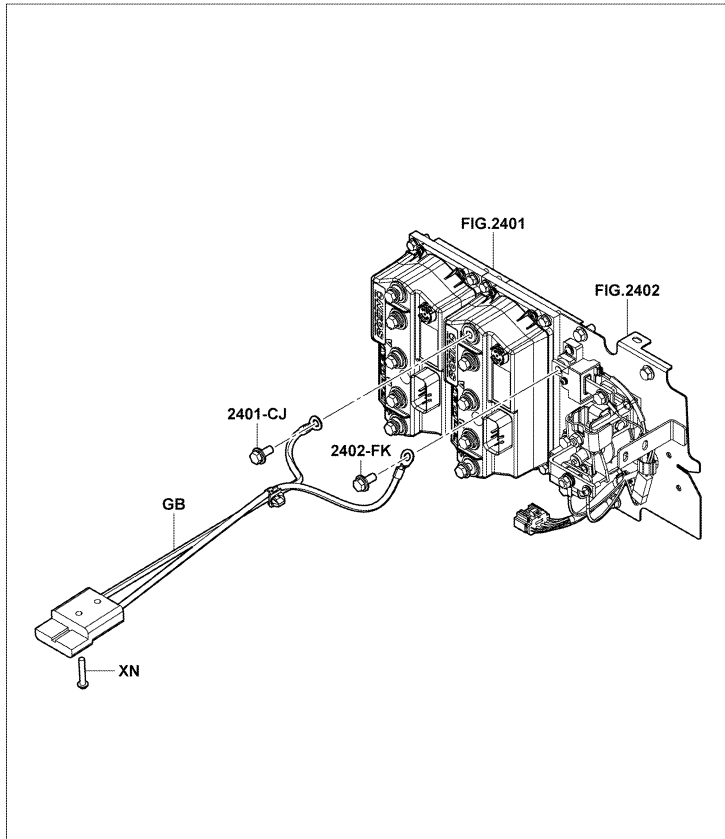
5602-786\_

5602

WIRING & CLAMP  
CABLAGE & COLLIER

KABEL & KABELKLEMMEN  
CABLES Y ABRAZADERA

15,18,20,25,30,S15,S18,S20,S25 (S-CABIN-SUPER) [REIZOUKO PLU



5602-823

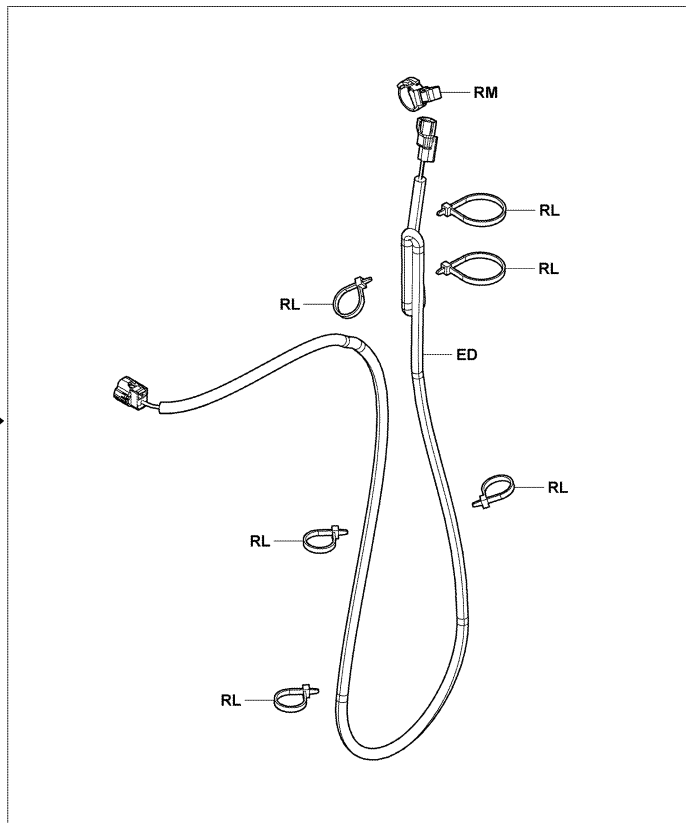
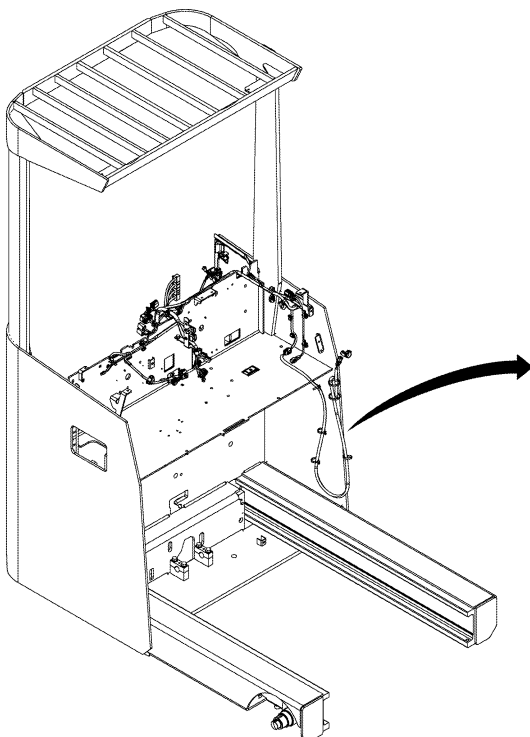
5602-823\_

5602

WIRING & CLAMP  
CABLAGE & COLLIER

KABEL & KABELKLEMMEN  
CABLES Y ABRAZADERA

(INTERLOCK 4RD, INTERLOCK 5RD, INTERLOCK 2ND) [CLAMP INTERLO



5602-825

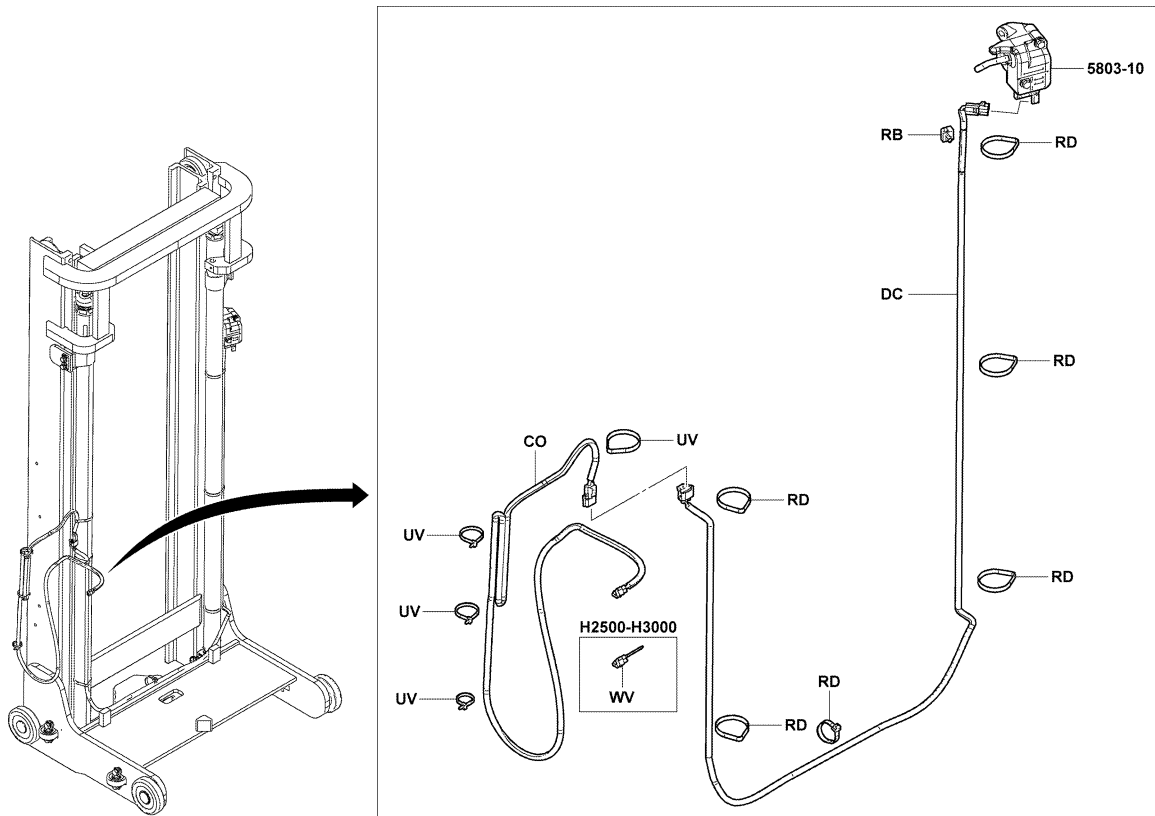
5602-825\_

5602

WIRING & CLAMP  
CABLAGE & COLLIER

KABEL & KABELKLEMMEN  
CABLES Y ABRAZADERA

V [MAST]



5602-767

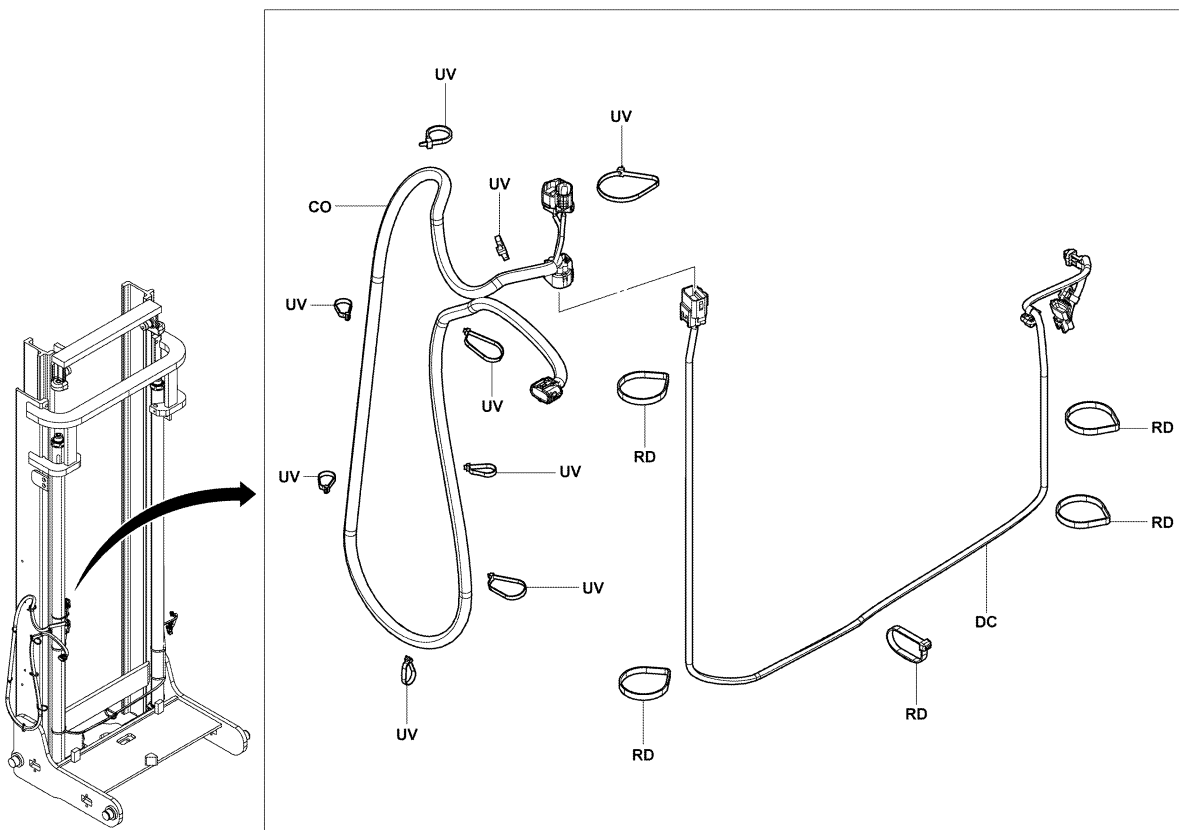
5602-767\_

5602

WIRING & CLAMP  
CABLAGE & COLLIER

KABEL & KABELKLEMMEN  
CABLES Y ABRAZADERA

V..10,13,14,15,18,S10,S13,S14,S15,S18 (AFS) [MAST]



5602-827

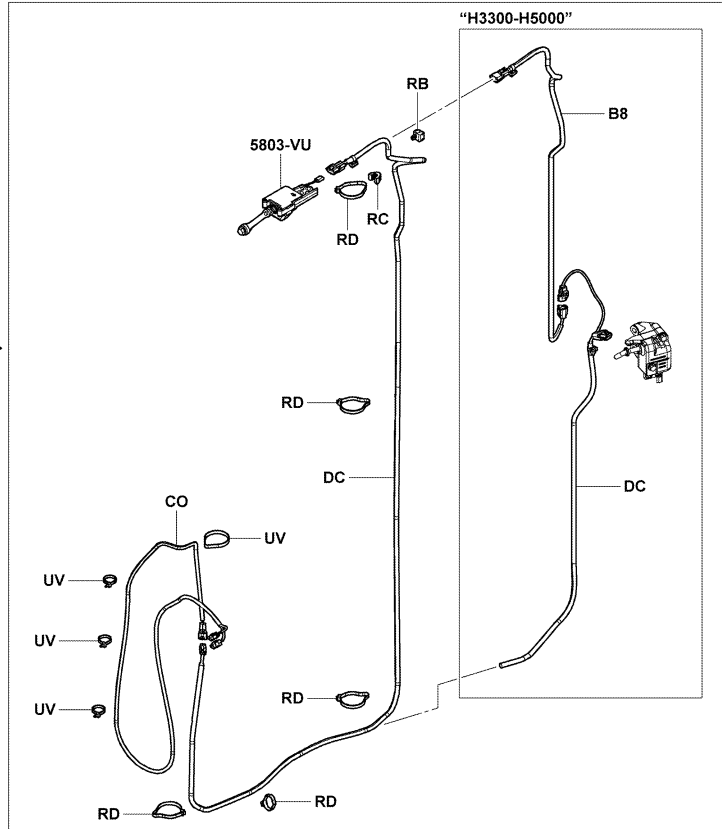
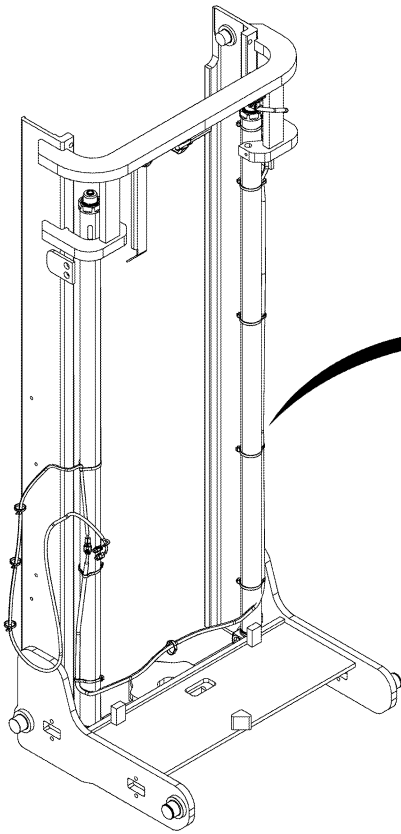
5602-827\_

5602

WIRING & CLAMP  
CABLAGE & COLLIER

KABEL & KABELKLEMMEN  
CABLES Y ABRAZADERA

V..10,13,15,18 (AUSTRALIA\_1) [MAST]



5602-828

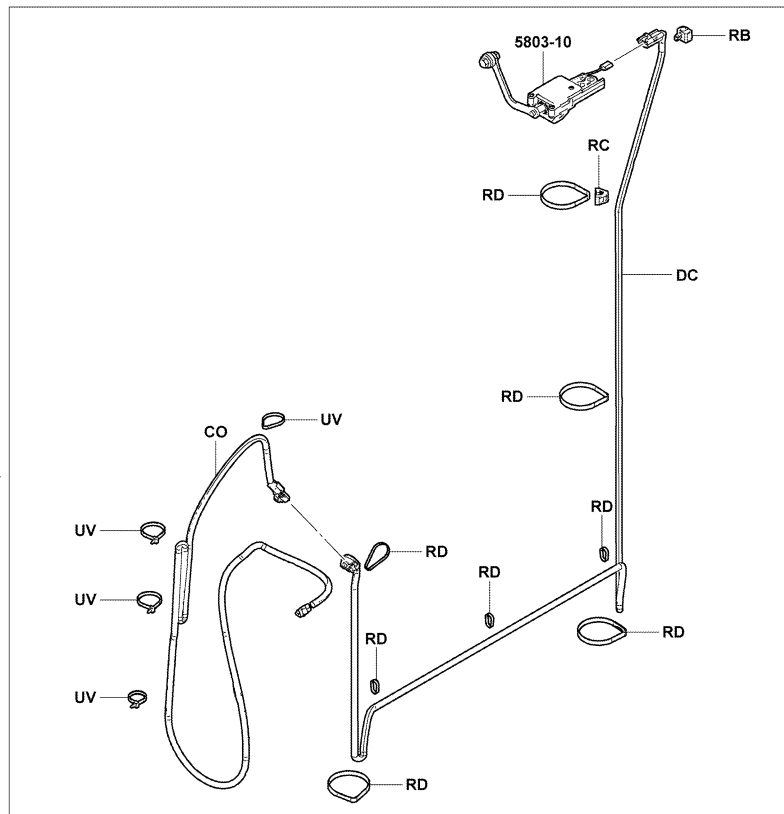
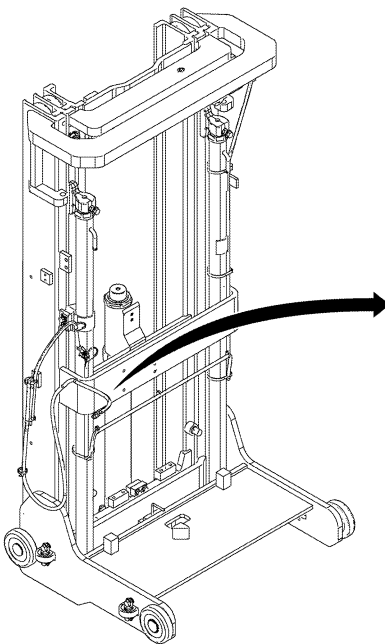
5602-828\_

5602

WIRING & CLAMP  
CABLAGE & COLLIER

KABEL & KABELKLEMMEN  
CABLES Y ABRAZADERA

FSV [MAST]



5602-768

5602-768\_

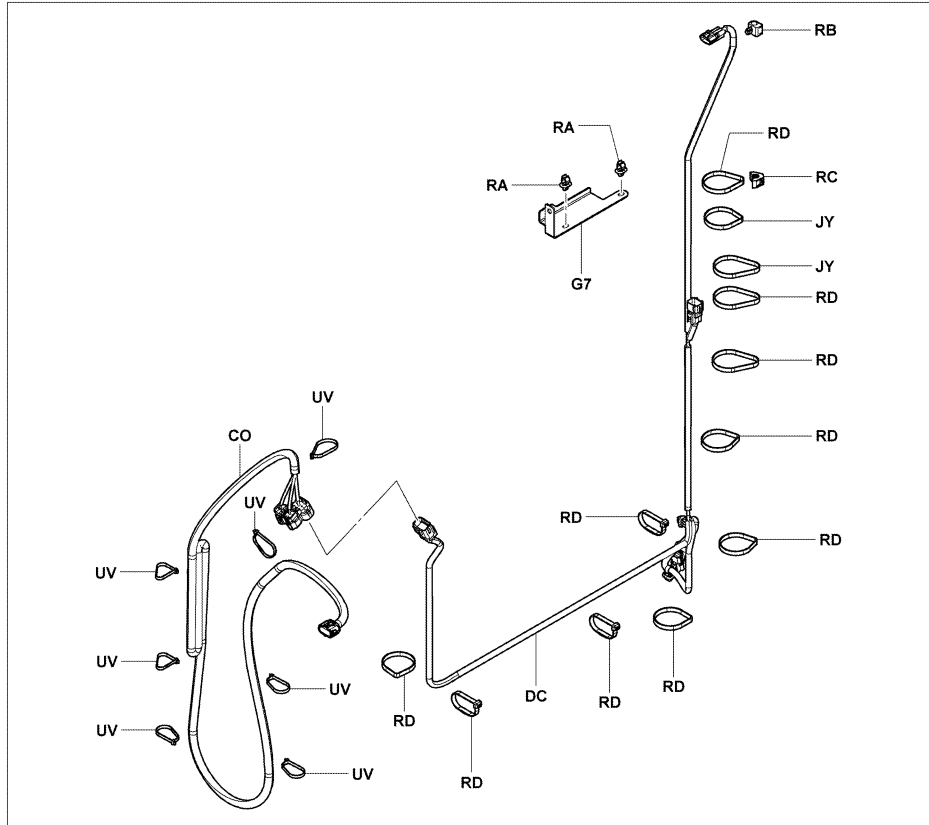
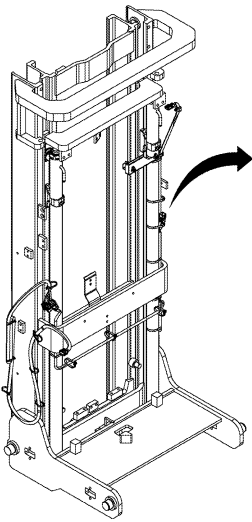


5602

WIRING & CLAMP  
CABLAGE & COLLIER

KABEL & KABELKLEMMEN  
CABLES Y ABRAZADERA

FSV (AFS) [MAST]



5602-829A

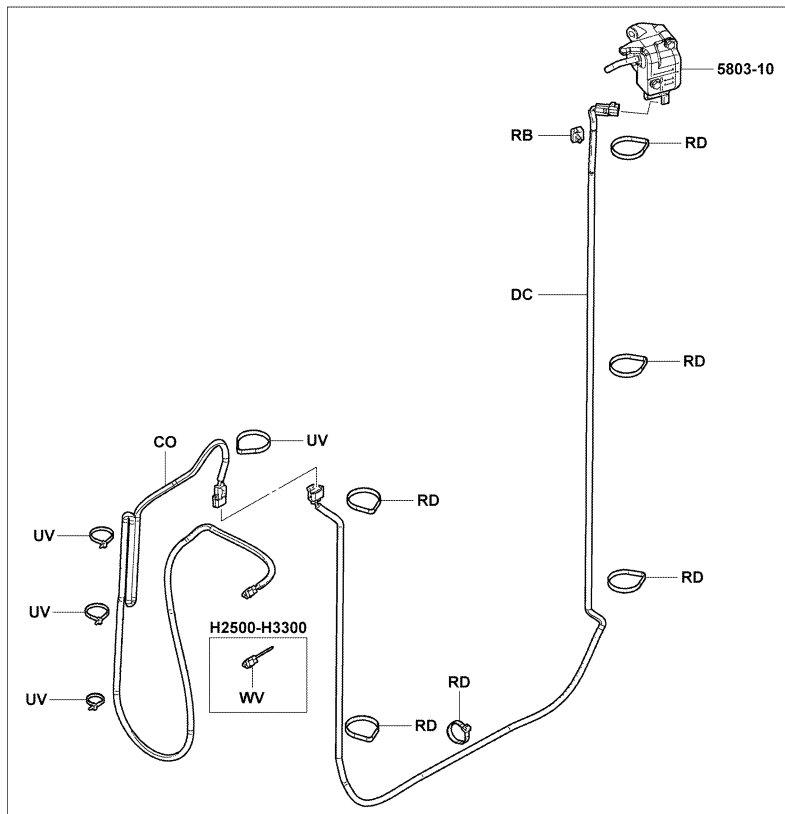
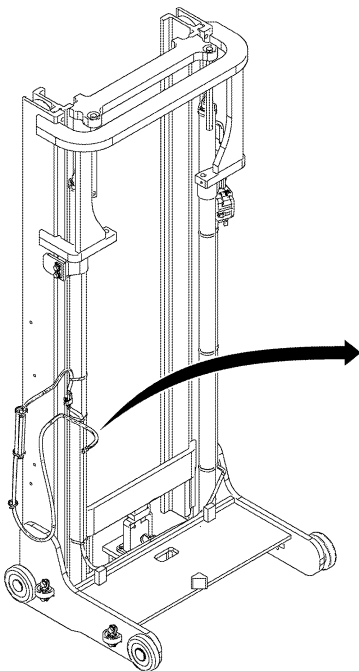
5602-829A

5602

WIRING & CLAMP  
CABLAGE & COLLIER

KABEL & KABELKLEMMEN  
CABLES Y ABRAZADERA

SV [MAST]



5602-769

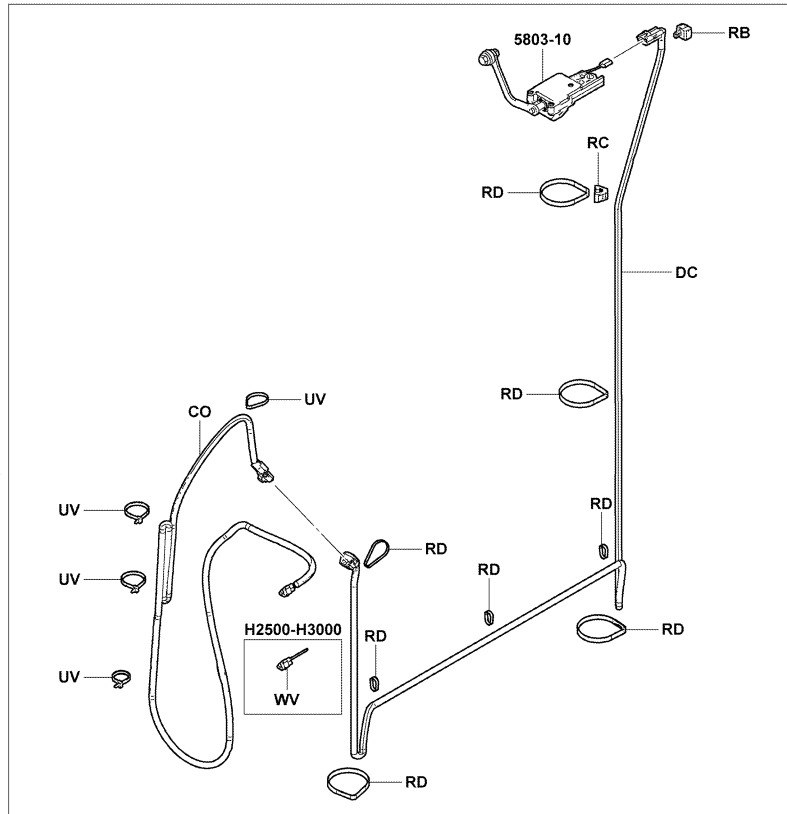
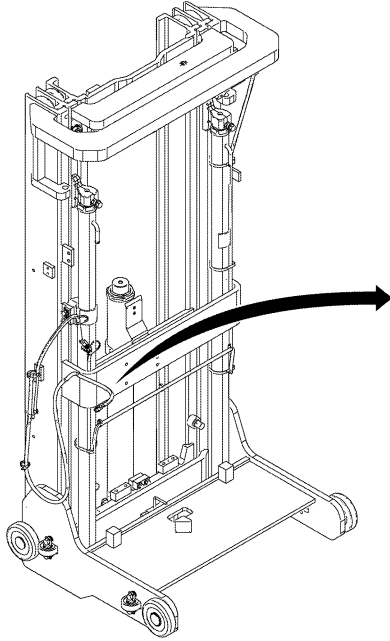
5602-769\_

5602

WIRING & CLAMP  
CABLAGE & COLLIER

KABEL & KABELKLEMMEN  
CABLES Y ABRAZADERA

FV [MAST]



5602-826

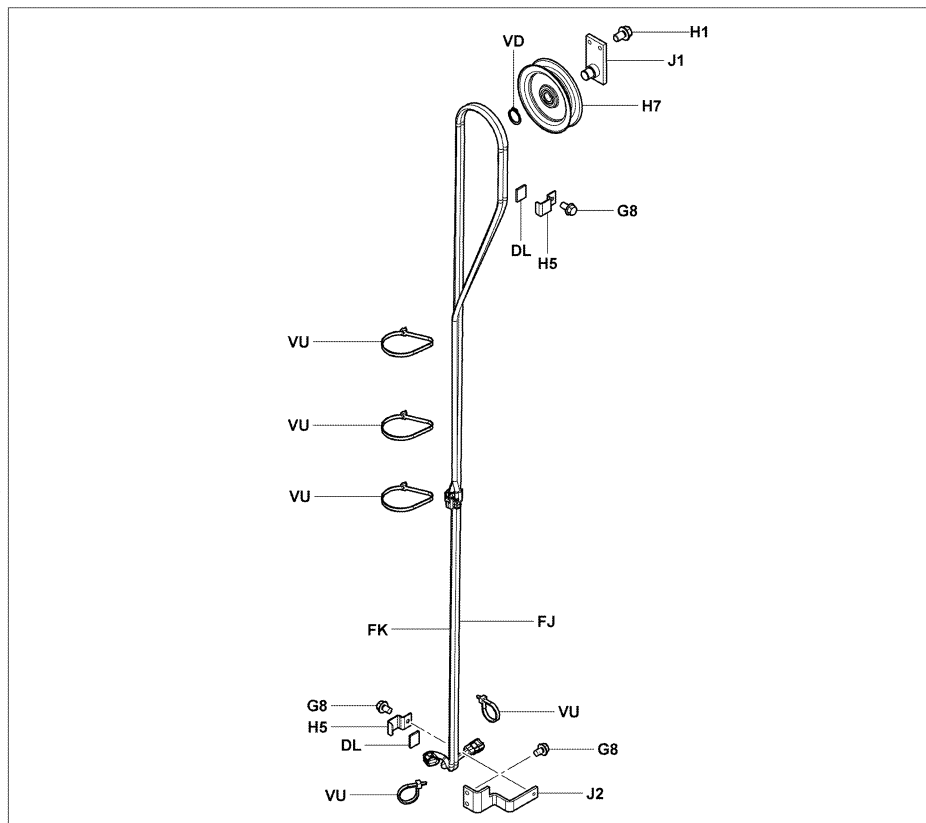
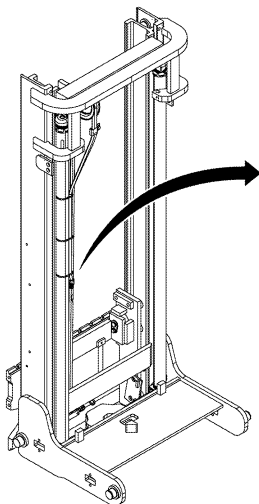
5602-826\_

5602

WIRING & CLAMP  
CABLAGE & COLLIER

KABEL & KABELKLEMMEN  
CABLES Y ABRAZADERA

V..10,13,14,15,18,S10,S13,S14,S15,S18 (AFS) [AFS CABLE & PUL]



5602-830A

5602-830A

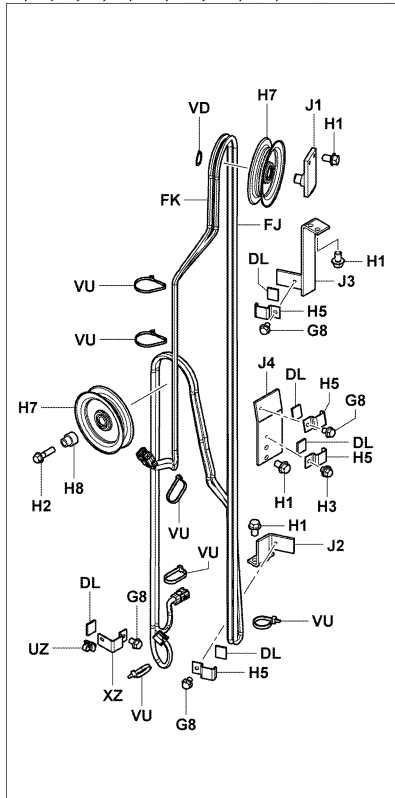
5602

WIRING & CLAMP  
CABLAGE & COLLIER

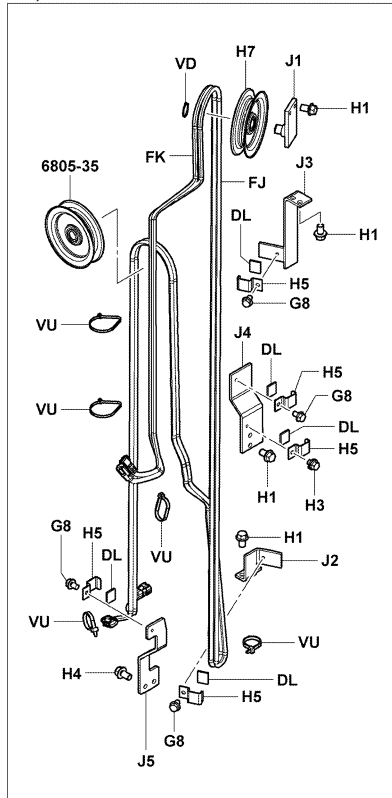
KABEL & KABELKLEMMEN  
CABLES Y ABRAZADERA

FSV (AFS) [AFS CABLE & PULLEY]

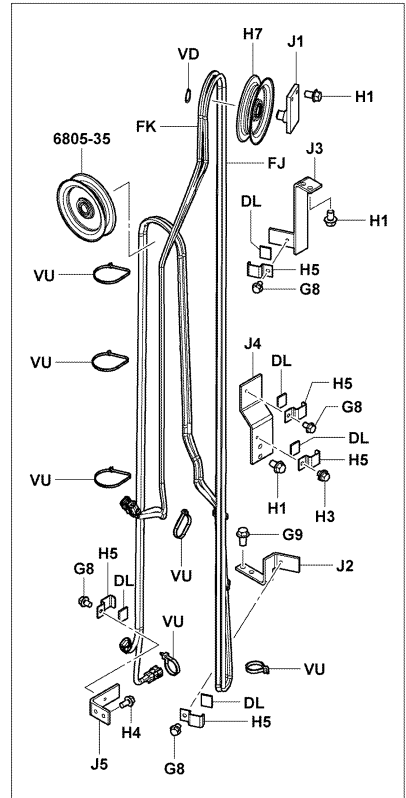
10, 13, 14, 15, 18, S10, S13, S14, S15, S18



S20, S25



30



5602-831

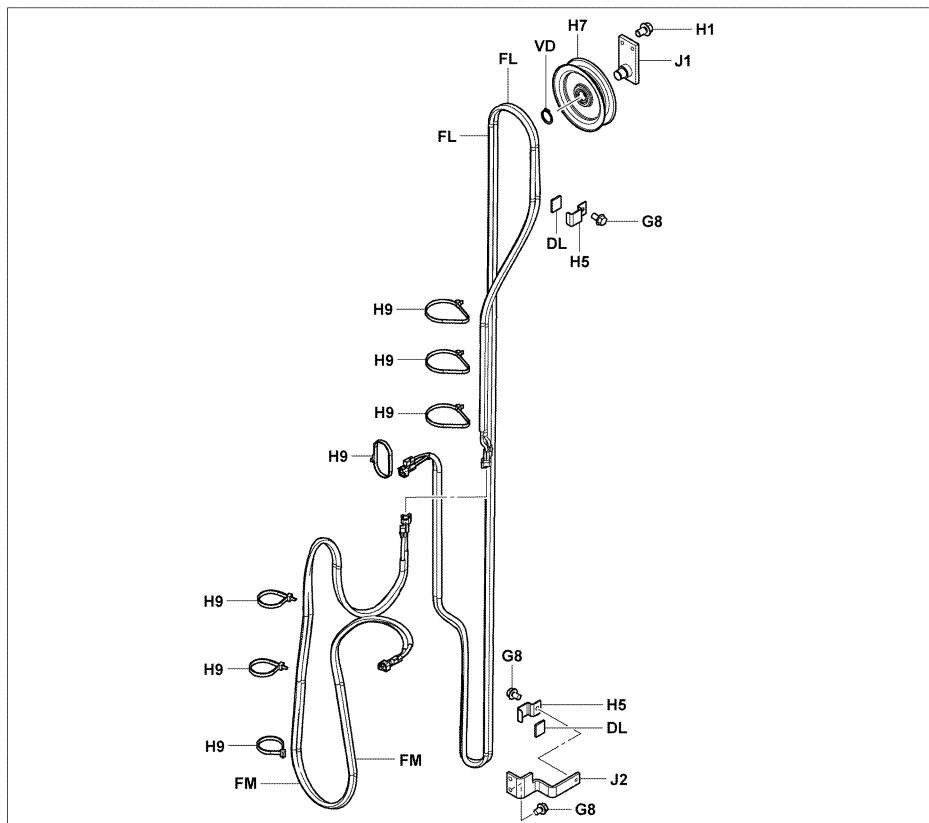
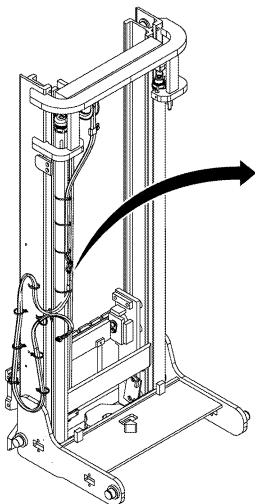
5602-831\_

5602

WIRING & CLAMP  
CABLAGE & COLLIER

KABEL & KABELKLEMMEN  
CABLES Y ABRAZADERA

V..10,13,14,15,18,S10,S13,S14,S15,S18 (REMOTE W/H-RAIL) [REM



5602-832A

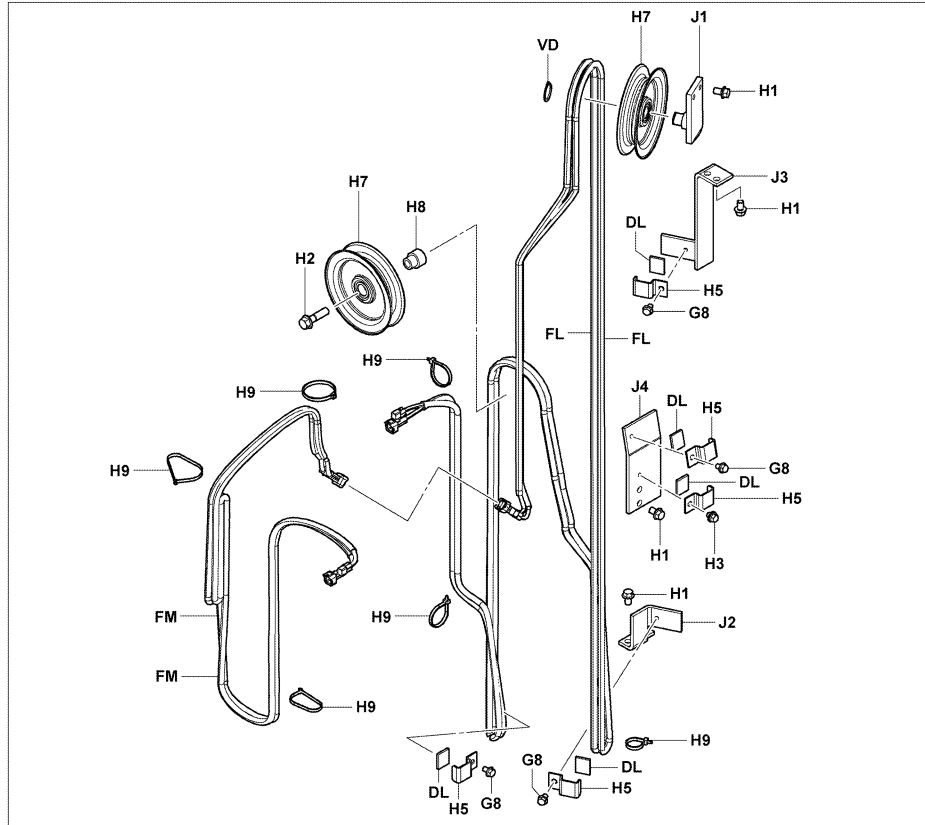
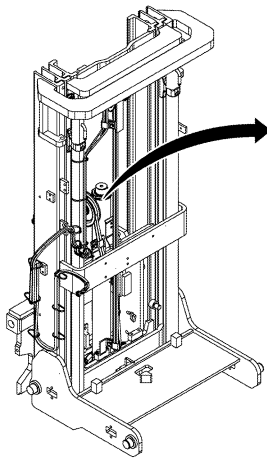
5602-832A

5602

WIRING & CLAMP  
CABLAGE & COLLIER

KABEL & KABELKLEMMEN  
CABLES Y ABRAZADERA

FSV..10,13,14,15,18,S10,S13,S14,S15,S18 (REMOTE W/H-RAIL) [R



5602-833

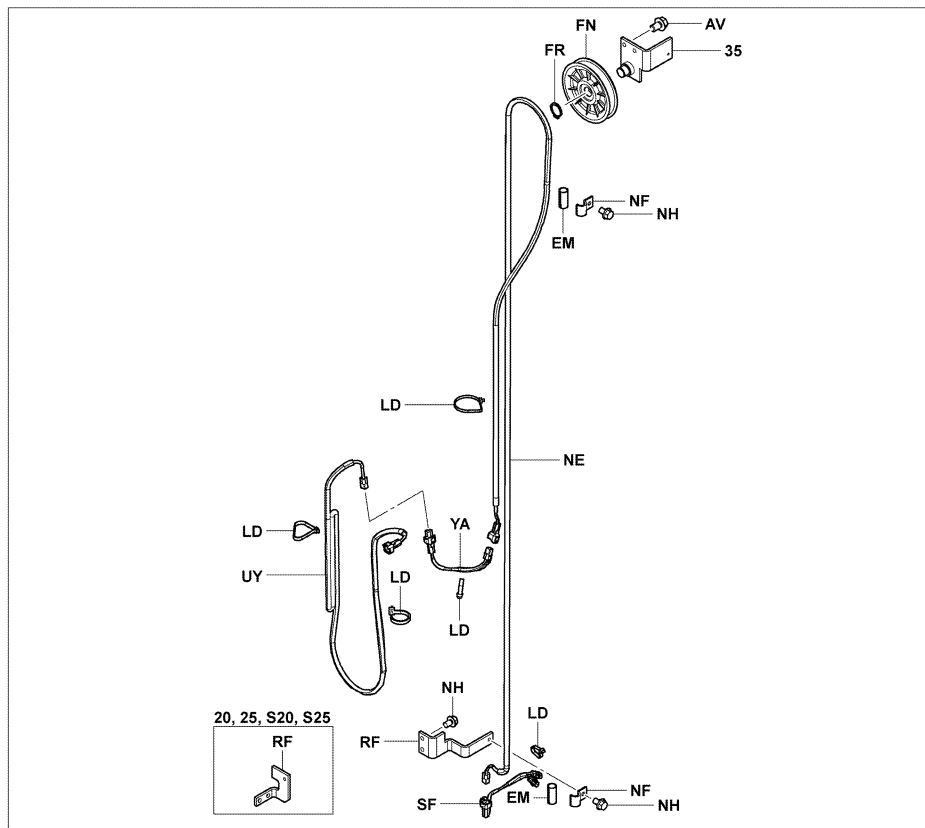
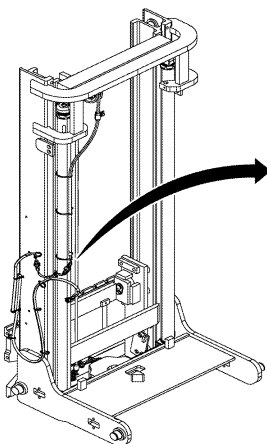
5602-833\_

5602

WIRING & CLAMP  
CABLAGE & COLLIER

KABEL & KABELKLEMMEN  
CABLES Y ABRAZADERA

V (FORK LEVEL LAMP, LASER MARKER) [LASER MARKER CABLE & PULL



5602-834

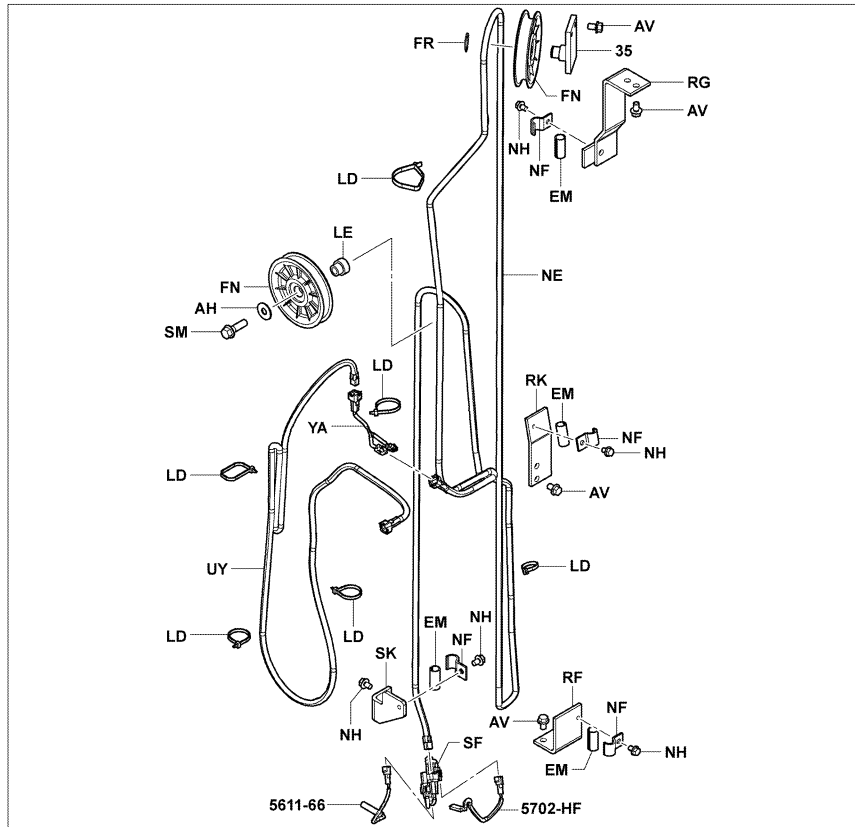
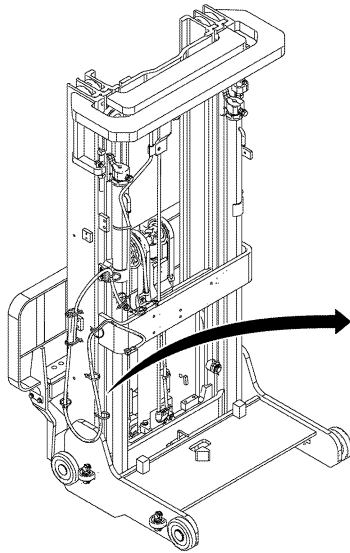
5602-834\_

5602

WIRING & CLAMP  
CABLAGE & COLLIER

KABEL & KABELKLEMMEN  
CABLES Y ABRAZADERA

FSV..10,13,14,15,18,S10,S13,S14,S15,S18,S20,S25 (FORK LEVEL



5602-835

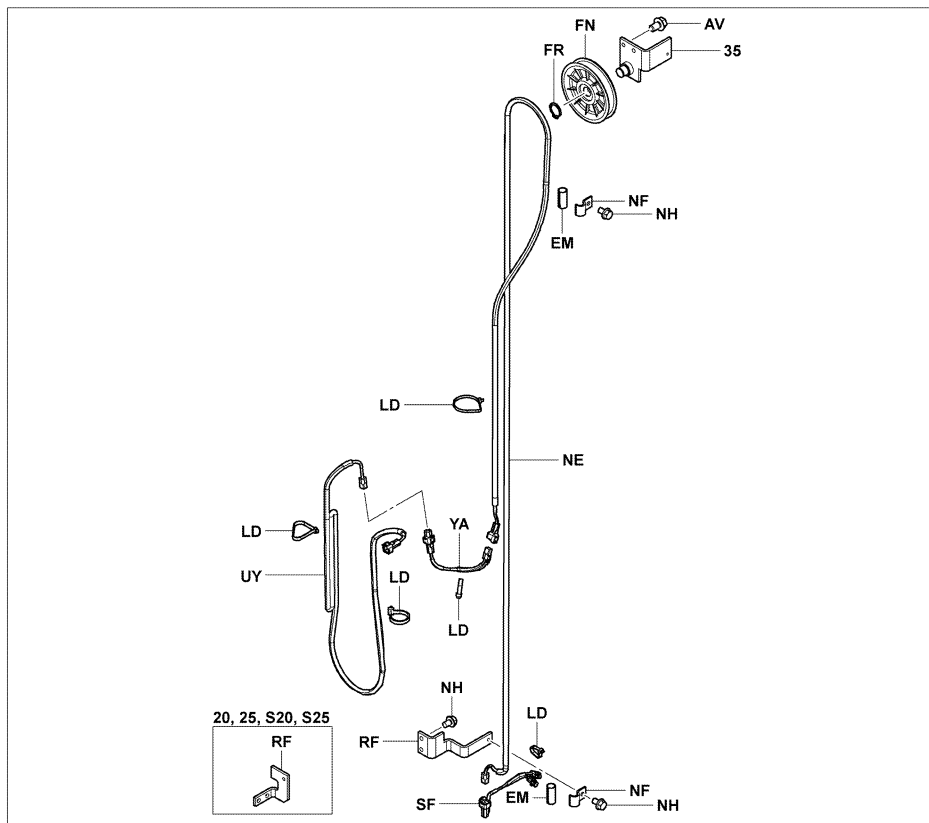
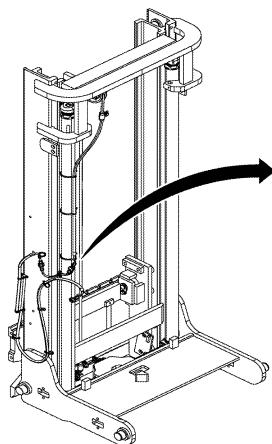
5602-835\_

5602

WIRING & CLAMP  
CABLAGE & COLLIER

KABEL & KABELKLEMMEN  
CABLES Y ABRAZADERA

SV (FORK LEVEL LAMP, LASER MARKER) [LASER MARKER CABLE & PUL



5602-834

5602-834\_

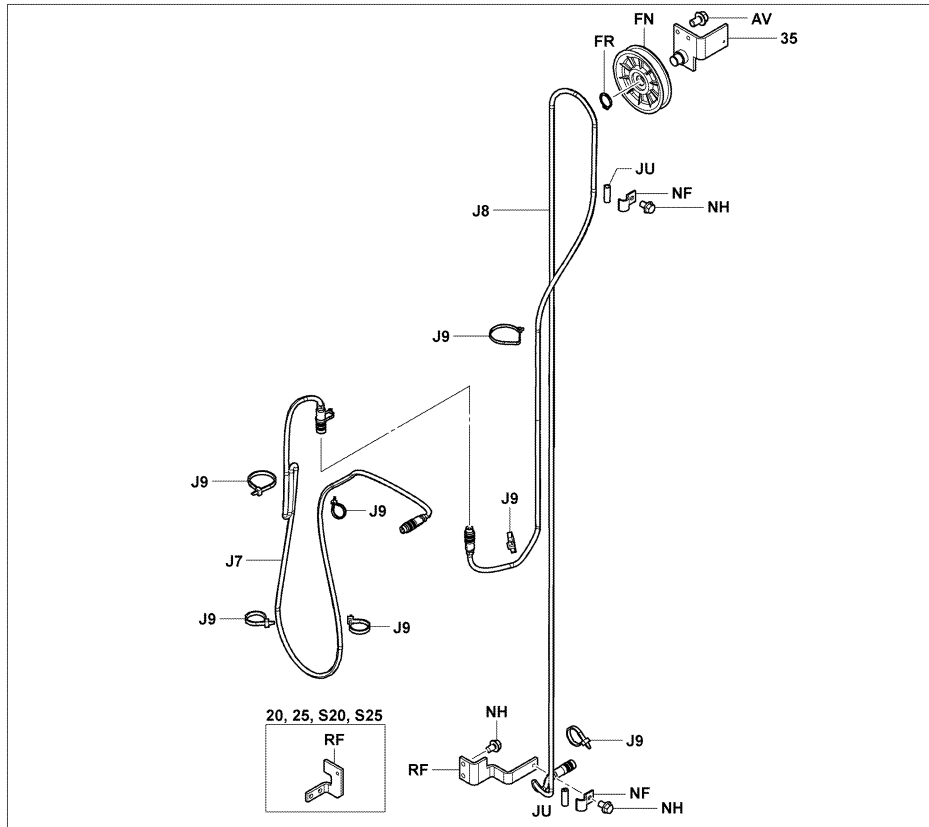
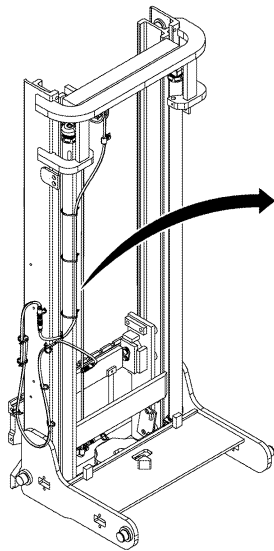


5602

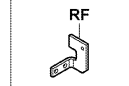
WIRING & CLAMP  
CABLAGE & COLLIER

KABEL & KABELKLEMMEN  
CABLES Y ABRAZADERA

SV (FORK TIP CAMERA) [CAMERA CABLE & PULLEY]



20, 25, S20, S25



5602-837

5602-837\_

5602

WIRING & CLAMP  
CABLAGE & COLLIER

KABEL & KABELKLEMMEN  
CABLES Y ABRAZADERA

PART NAME CODE	PART NAME	QTY	PART NAME CODE	PART NAME	QTY
5602-10	HARNESS ASSY, WIRING ENS. DE FAISCEAU KABELBUM, VOLLST. CONJUNTO DEL RAMAL DE CABLES	1	5602-55	WIRING, PUMP MOTOR, NO.2 FAISCEWAW DE RILE VERKABELUNG CONEXIONES	1
5602-20	HARNESS SUB-ASSY, WIRING SOUS-ENS. DE FAISCEAU KABELBAUM-TEILGRUPPE SUBCONJUNTO DEL RAMAL DE CABLES	1	5602-56	WIRING, PUMP MOTOR, NO.3 FAISCEWAW DE RILE VERKABELUNG CONEXIONES	1
5602-21	HARNESS SUB-ASSY, PANEL SOUS-ENS. DE FAISCEAU KABELBAUM-TEILGRUPPE SUBCONJUNTO DEL RAMAL DE CABLES	1	5602-A1	WIRE FIL DRAHT ALAMBRE	1
5602-22	HARNESS SUB-ASSY, RR SOUS-ENS. DE FAISCEAU KABELBAUM-TEILGRUPPE SUBCONJUNTO DEL RAMAL DE CABLES	1	5602-A2	WIRE FIL DRAHT ALAMBRE	1
5602-30	CONNECTOR SUB-ASSY SOUS-ENS. DE CONNECTEUR STECKVERBINDER-TEILGRUPPE SUBCONJUNTO DE CONECTOR	1	5602-A4	BRACKET SUPPORT TRAGER SOPORTE	1
5602-35	BRACKET SUB-ASSY, PULLEY SOUS-ENS. DE SUPPORT TRAGER-TEILGRUPPE SUBCONJUNTO DE LA SOPORTE	1	5602-A5	BRACKET SUPPORT TRAGER SOPORTE	1
5602-50	WIRING, DRIVE MOTOR, NO.1 FAISCEWAW DE RILE VERKABELUNG CONEXIONES	1	5602-AA	CLAMP PINSE KLEMME ABRAZADERA	1
5602-51	WIRING, DRIVE MOTOR, NO.2 FAISCEWAW DE RILE VERKABELUNG CONEXIONES	1	5602-AC	CLAMP PINSE KLEMME ABRAZADERA	3
5602-52	WIRING, DRIVE MOTOR, NO.3 FAISCEWAW DE RILE VERKABELUNG CONEXIONES	1	5602-AG	BOLT BOULON SCHRAUBE PERNO	1
5602-54	WIRING, PUMP MOTOR, NO.1 FAISCEWAW DE RILE VERKABELUNG CONEXIONES	1	5602-AH	WASHER, PLATE RODELLE UNTERLEGSCHIEBE ARANDELA	1

5602		WIRING & CLAMP CABLAGE & COLLIER		KABEL & KABELKLEMMEN CABLES Y ABRAZADERA	
PART NAME CODE	PART NAME	QTY	PART NAME CODE	PART NAME	QTY
5602-AK	HARNESS FAISCEAU KABELBAUM RAMAL DE CABLES	1	5602-BX	BOOT COFFRE MANSCHETTE FORRO	1
5602-AP	NUT ECROU MUTTER TUERCA	6	5602-BY	COVER, HARNESS COUVERCLE DECKEL CUBIERTA	1
5602-AU	CLAMP PINSE KLEMME ABRAZADERA	1	5602-C2	BRACKET SUPPORT TRAGER SOPORTE	1
5602-AV	BOLT BOULON SCHRAUBE PERNO	2-8	5602-CO	WIRING FAISCEWU DE RILE VERKABELUNG CONEXIONES	1
5602-AZ	BRACKET SUPPORT TRAGER SOPORTE	1	5602-CT	COVER, HARNESS COUVERCLE DECKEL CUBIERTA	1-2
5602-B8	WIRE, MAST SENSOR FIL DRAHT ALAMBRE	1	5602-CX	CLAMP PINSE KLEMME ABRAZADERA	3
5602-BD	HARNESS, DIODE FAISCEAU KABELBAUM RAMAL DE CABLES	1	5602-CY	CLAMP PINSE KLEMME ABRAZADERA	4
5602-BK	HARNESS, BRAKE SWITCH FAISCEAU KABELBAUM RAMAL DE CABLES	1	5602-D8	WIRE FIL DRAHT ALAMBRE	1
5602-BO	PLUG BOUCHON STOPFEN TAPON	2	5602-D9	WIRE FIL DRAHT ALAMBRE	1
5602-BW	BOOT COFFRE MANSCHETTE FORRO	1	5602-DB	CLAMP PINSE KLEMME ABRAZADERA	1

5602		WIRING & CLAMP CABLAGE & COLLIER		KABEL & KABELKLEMMEN CABLES Y ABRAZADERA	
PART NAME CODE	PART NAME	QTY	PART NAME CODE	PART NAME	QTY
5602-DC	WIRING FAISCEWU DE RILE VERKABELUNG CONEXIONES	1	5602-FN	PULLEY, CABLE POULIE RIEMENSCHIEBE POLEA	1-2
5602-DL	RUBBER CAOUTCHOUC GUMMI GOMA	2-5	5602-FR	RING, SHAFT SNAP ANNEAU RING ANILLO	1
5602-E4	WIRE, SUB FIL DRAHT ALAMBRE	1	5602-FV	CLAMP, CABLE PINSE KLEMME ABRAZADERA	1
5602-ED	HARNESS FAISCEAU KABELBAUM RAMAL DE CABLES	1	5602-FW	CLAMP, CABLE PINSE KLEMME ABRAZADERA	3
5602-EM	COVER COUVERCLE DECKEL CUBIERTA	2-4	5602-G3	BOLT BOULON SCHRAUBE PERNO	1
5602-EU	HARNESS SUB-ASSY, LIMIT SWITCH SOUS-ENS. DE FAISCEAU KABELBAUM-TEILGRUPPE SUBCONJUNTO DEL RAMAL DE CABLES	1	5602-G7	BRACKET SUPPORT TRAGER SOPORTE	1
5602-FJ	CABLE SUB-ASSY, NO.1 SOUS-ENS. DE CABLE SEILZUG-TEILGRUPPE SUBCONJUNTO DE CABLE	1	5602-G8	BOLT BOULON SCHRAUBE PERNO	4
5602-FK	CABLE SUB-ASSY, NO.2 SOUS-ENS. DE CABLE SEILZUG-TEILGRUPPE SUBCONJUNTO DE CABLE	1	5602-G9	BOLT BOULON SCHRAUBE PERNO	2
5602-FL	CABLE SUB-ASSY, NO.3 SOUS-ENS. DE CABLE SEILZUG-TEILGRUPPE SUBCONJUNTO DE CABLE	2	5602-GB	CONNECTOR SUB-ASSY, CHARGER SOUS-ENS. DE CONNECTEUR STECKVERBINDER-TEILGRUPPE SUBCONJUNTO DE CONECTOR	1
5602-FM	CABLE SUB-ASSY, NO.4 SOUS-ENS. DE CABLE SEILZUG-TEILGRUPPE SUBCONJUNTO DE CABLE	2	5602-GM	HARNESS FAISCEAU KABELBAUM RAMAL DE CABLES	1



5602		WIRING & CLAMP CABLAGE & COLLIER		KABEL & KABELKLEMMEN CABLES Y ABRAZADERA		
PART NAME CODE	PART NAME	QTY	PART NAME CODE	PART NAME	QTY	
5602-GP	HARNESS, DOOR FAISCEAU KABELBAUM RAMAL DE CABLES	1	5602-IK	BRACKET SUPPORT TRAGER SOPORTE	1	
5602-H1	BOLT BOULON SCHRAUBE PERNO	2-8	5602-J1	BRACKET SUB-ASSY, PULLEY SOUS-ENS. DE SUPPORT TRAGER-TEILGRUPPE SUBCONJUNTO DE LA SOPORTE	1	
5602-H2	BOLT BOULON SCHRAUBE PERNO	1	5602-J2	BRACKET SUPPORT TRAGER SOPORTE	1	
5602-H3	BOLT BOULON SCHRAUBE PERNO	1	5602-J3	BRACKET SUPPORT TRAGER SOPORTE	1	
5602-H4	BOLT BOULON SCHRAUBE PERNO	2	5602-J4	BRACKET SUPPORT TRAGER SOPORTE	1	
5602-H5	CLAMP PINSE KLEMME ABRAZADERA	2-5	5602-J5	BRACKET SUPPORT TRAGER SOPORTE	1	
5602-H7	PULLEY, CABLE POULIE RIEMENSCHIEBE POLEA	1-2	5602-J7	CABLE SUB-ASSY SOUS-ENS. DE CABLE SEILZUG-TEILGRUPPE SUBCONJUNTO DE CABLE	1	
5602-H8	PIN GOUPILLE STIFT PASADOR	1	5602-J8	CABLE SUB-ASSY SOUS-ENS. DE CABLE SEILZUG-TEILGRUPPE SUBCONJUNTO DE CABLE	1	
5602-H9	CLAMP PINSE KLEMME ABRAZADERA	20-23	5602-J9	CLAMP PINSE KLEMME ABRAZADERA	15-23	
5602-HI	BAR, SHORT BAR STAB BARRA	1	5602-JF	HARNESS SUB-ASSY SOUS-ENS. DE FAISCEAU KABELBAUM-TEILGRUPPE SUBCONJUNTO DEL RAMAL DE CABLES	1	

5602		WIRING & CLAMP CABLAGE & COLLIER		KABEL & KABELKLEMMEN CABLES Y ABRAZADERA		
PART NAME CODE	PART NAME	QTY	PART NAME CODE	PART NAME	QTY	
5602-JK	GUARD, CABLE PROTECTEUR SCHUTZBLECH PROTECTOR	1	5602-LE	PIN GOUPILLE STIFT PASADOR	1	
5602-JU	TUBE TUBE ROHR TUBO	2-4	5602-LH	CONNECTOR CONNECTEUR STECKVERBINDER CONECTOR	2	
5602-JV	CLAMP PINSE KLEMME ABRAZADERA	5	5602-LJ	CLAMP PINSE KLEMME ABRAZADERA	1	
5602-JY	CLAMP PINSE KLEMME ABRAZADERA	2	5602-LP	SCREW VIS SCHRAUBE TORNILLO	2	
5602-KK	BRACKET SUB-ASSY SOUS-ENS. DE SUPPORT TRAGER-TEILGRUPPE SUBCONJUNTO DE LA SOPORTE	1	5602-LU	CLAMP PINSE KLEMME ABRAZADERA	3	
5602-KQ	PLUG BOUCHON STOPFEN TAPON	1	5602-NA	HARNESS, BACK BUZZER FAISCEAU KABELBAUM RAMAL DE CABLES	1	
5602-KS	BRACKET SUPPORT TRAGER SOPORTE	1	5602-NB	CAP CAPUCHON KAPPE TAPA	1	
5602-KT	BOLT BOULON SCHRAUBE PERNO	1	5602-ND	SCREW VIS SCHRAUBE TORNILLO	3	
5602-KU	HARNESS FAISCEAU KABELBAUM RAMAL DE CABLES	1	5602-NE	CABLE SUB-ASSY SOUS-ENS. DE CABLE SEILZUG-TEILGRUPPE SUBCONJUNTO DE CABLE	1	
5602-LD	BAND BANDE BAND BANDA	15-24	5602-NF	CLAMP PINSE KLEMME ABRAZADERA	2-4	

5602		WIRING & CLAMP CABLAGE & COLLIER		KABEL & KABELKLEMMEN CABLES Y ABRAZADERA	
PART NAME CODE	PART NAME	QTY	PART NAME CODE	PART NAME	QTY
5602-NG	CLAMP PINSE KLEMME ABRAZADERA	1-2	5602-RB	CLAMP PINSE KLEMME ABRAZADERA	1
5602-NH	BOLT BOULON SCHRAUBE PERNO	2-6	5602-RC	STOPPER BUTEE ANSCHLAG TOPE	1
5602-NK	BAND BANDE BAND BANDA	1	5602-RD	BAND BANDE BAND BANDA	5-10
5602-NL	COVER, HARNESS COUVERCLE DECKEL CUBIERTA	1-2	5602-RE	CLAMP PINSE KLEMME ABRAZADERA	1
5602-PT	CLAMP PINSE KLEMME ABRAZADERA	1	5602-RF	BRACKET SUPPORT TRAGER SOPORTE	1
5602-PU	CLAMP PINSE KLEMME ABRAZADERA	1	5602-RG	BRACKET SUPPORT TRAGER SOPORTE	1
5602-PZ	CLAMP PINSE KLEMME ABRAZADERA	1	5602-RH	CLAMP PINSE KLEMME ABRAZADERA	1
5602-QG	HARNESS SUB-ASSY SOUS-ENS. DE FAISCEAU KABELBAUM-TEILGRUPPE SUBCONJUNTO DEL RAMAL DE CABLES	1	5602-RK	BRACKET SUPPORT TRAGER SOPORTE	1
5602-QH	HARNESS SUB-ASSY SOUS-ENS. DE FAISCEAU KABELBAUM-TEILGRUPPE SUBCONJUNTO DEL RAMAL DE CABLES	1	5602-RL	CLAMP PINSE KLEMME ABRAZADERA	6
5602-RA	CLAMP PINSE KLEMME ABRAZADERA	2	5602-RM	CLAMP PINSE KLEMME ABRAZADERA	1

5602		WIRING & CLAMP CABLAGE & COLLIER		KABEL & KABELKLEMMEN CABLES Y ABRAZADERA	
PART NAME CODE	PART NAME	QTY	PART NAME CODE	PART NAME	QTY
5602-RW	WIRE, SUB FIL DRAHT ALAMBRE	1	5602-SP	SCREW VIS SCHRAUBE TORNILLO	6
5602-RX	BRACKET SUPPORT TRAGER SOPORTE	1	5602-SR	BOLT BOULON SCHRAUBE PERNO	2
5602-SA	BRACKET SUPPORT TRAGER SOPORTE	1	5602-SS	BOLT BOULON SCHRAUBE PERNO	1
5602-SE	BAR, SHORT BAR STAB BARRA	1	5602-SZ	PLUG BOUCHON STOPFEN TAPON	3
5602-SF	WIRE FIL DRAHT ALAMBRE	1	5602-TB	BOLT BOULON SCHRAUBE PERNO	2
5602-SH	CLAMP PINSE KLEMME ABRAZADERA	1	5602-TG	BOLT BOULON SCHRAUBE PERNO	1
5602-SK	BRACKET SUPPORT TRAGER SOPORTE	1	5602-UR	CLAMP PINSE KLEMME ABRAZADERA	2
5602-SL	BOLT BOULON SCHRAUBE PERNO	1	5602-UT	BOLT BOULON SCHRAUBE PERNO	3
5602-SM	BOLT BOULON SCHRAUBE PERNO	1	5602-UU	BOLT BOULON SCHRAUBE PERNO	1
5602-SN	BOLT BOULON SCHRAUBE PERNO	2	5602-UV	CLAMP PINSE KLEMME ABRAZADERA	4-10

5602			WIRING & CLAMP CABLAGE & COLLIER		KABEL & KABELKLEMMEN CABLES Y ABRAZADERA		
PART NAME CODE	PART NAME	QTY	PART NAME CODE	PART NAME	QTY		
5602-UX	WIRE, FR STAY FIL DRAHT ALAMBRE	1	5602-WQ	CABLE CABLE SEILZUG CABLE	1		
5602-UY	CABLE SUB-ASSY SOUS-ENS. DE CABLE SEILZUG-TEILGRUPPE SUBCONJUNTO DE CABLE	1	5602-WR	CABLE CABLE SEILZUG CABLE	1		
5602-UZ	CLAMP PINSE KLEMME ABRAZADERA	1	5602-WV	WIRING FAISCEWOU DE RILE VERKABELUNG CONEXIONES	1		
5602-VD	RING, SHAFT SNAP ANNEAU RING ANILLO	1	5602-XN	SCREW VIS SCHRAUBE TORNILLO	2		
5602-VE	WIRE, FR STAY FIL DRAHT ALAMBRE	1	5602-XQ	WIRING FAISCEWOU DE RILE VERKABELUNG CONEXIONES	1		
5602-VM	BAR, SHORT BAR STAB BARRA	1	5602-XR	WIRING FAISCEWOU DE RILE VERKABELUNG CONEXIONES	1		
5602-VU	CLAMP PINSE KLEMME ABRAZADERA	8-13	5602-XS	WIRE FIL DRAHT ALAMBRE	1		
5602-WA	BRACKET SUB-ASSY SOUS-ENS. DE SUPPORT TRAGER-TEILGRUPPE SUBCONJUNTO DE LA SOPORTE	1	5602-XZ	CLAMP PINSE KLEMME ABRAZADERA	1		
5602-WB	BRACKET SUB-ASSY SOUS-ENS. DE SUPPORT TRAGER-TEILGRUPPE SUBCONJUNTO DE LA SOPORTE	1	5602-YA	WIRE FIL DRAHT ALAMBRE	1		
5602-WC	BRACKET SUB-ASSY SOUS-ENS. DE SUPPORT TRAGER-TEILGRUPPE SUBCONJUNTO DE LA SOPORTE	1	5602-YB	WIRE FIL DRAHT ALAMBRE	1		

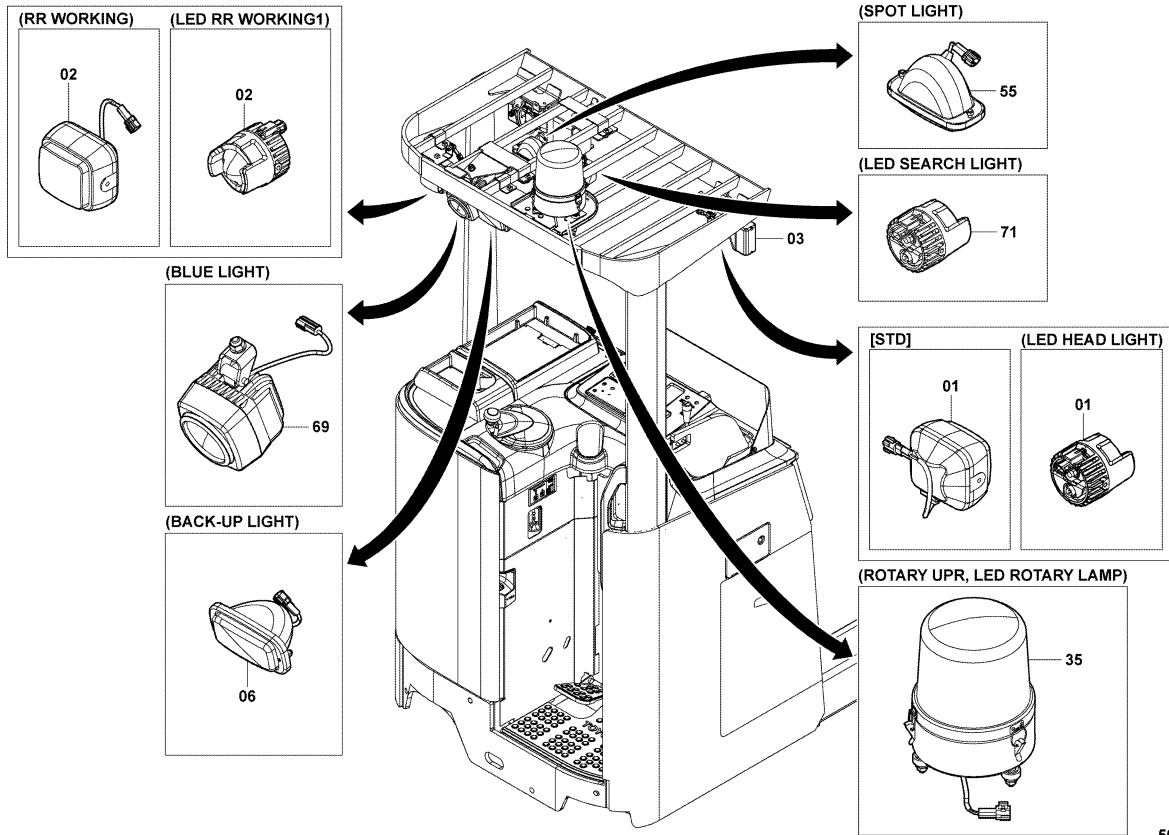
5602			WIRING & CLAMP CABLAGE & COLLIER		KABEL & KABELKLEMMEN CABLES Y ABRAZADERA		
PART NAME CODE	PART NAME	QTY	PART NAME CODE	PART NAME	QTY		
5602-YC	WIRE FIL DRAHT ALAMBRE	1					

5611

LAMP  
LAMPE

LAMPE  
LAMPARA

[ASSY]



5611-664

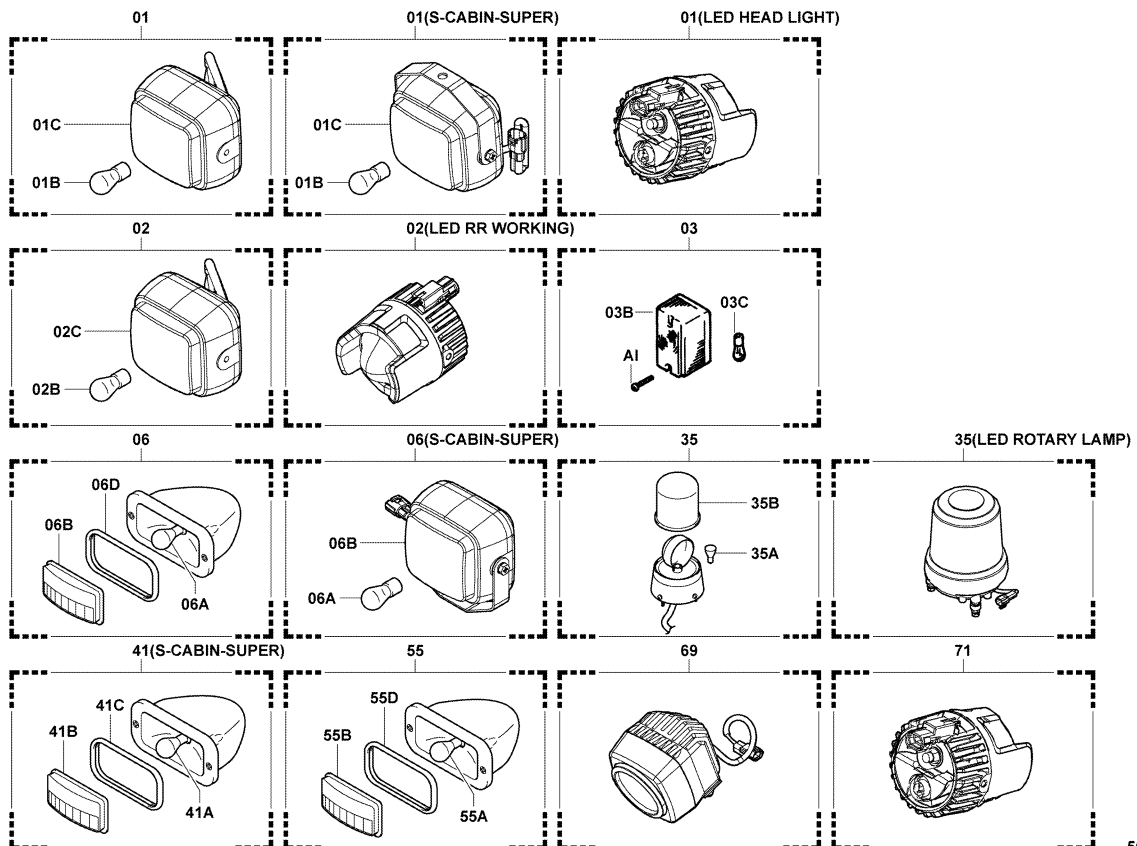
5611-664\_

5611

LAMP  
LAMPE

LAMPE  
LAMPARA

[INNER]



5611-667

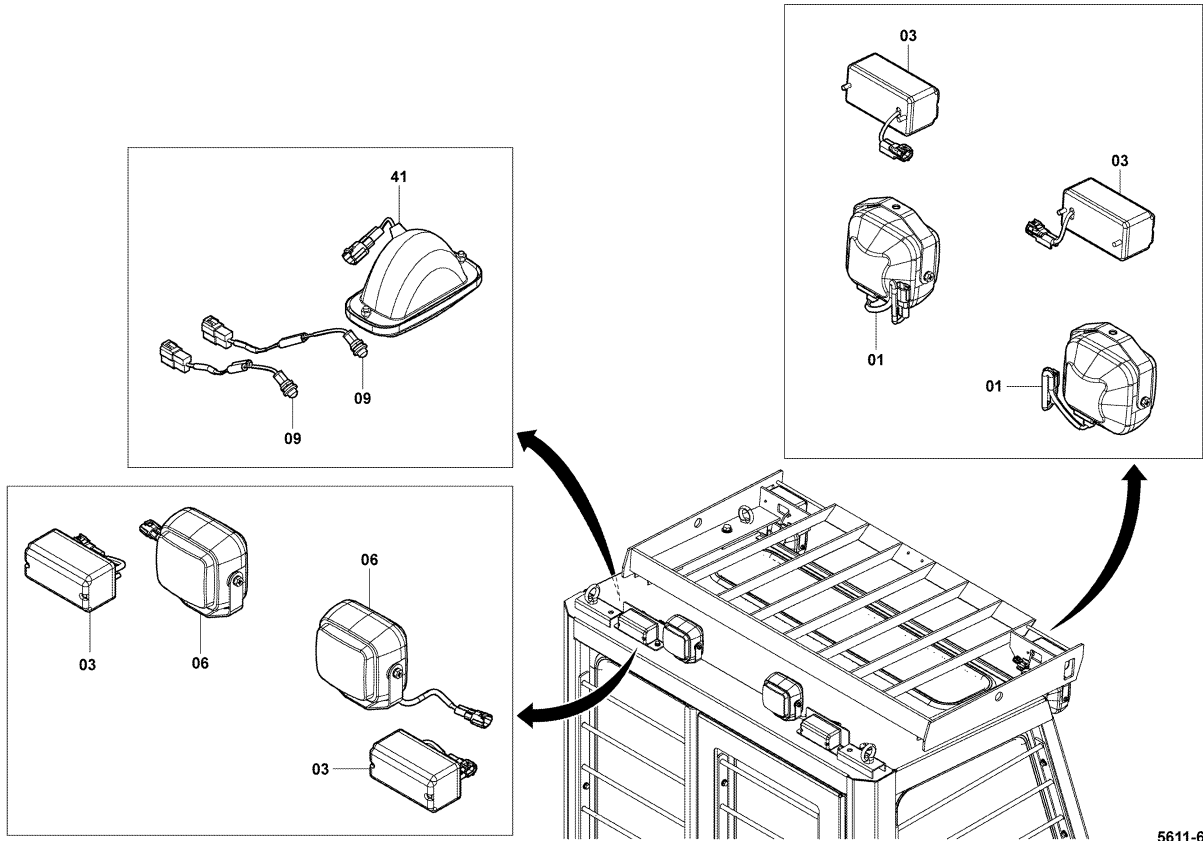
5611-667\_

5611

LAMP  
LAMPE

LAMPE  
LAMPARA

15,18,20,25,30,S15,S18,S20,S25 (S-CABIN-SUPER) [CABIN]



5611-665

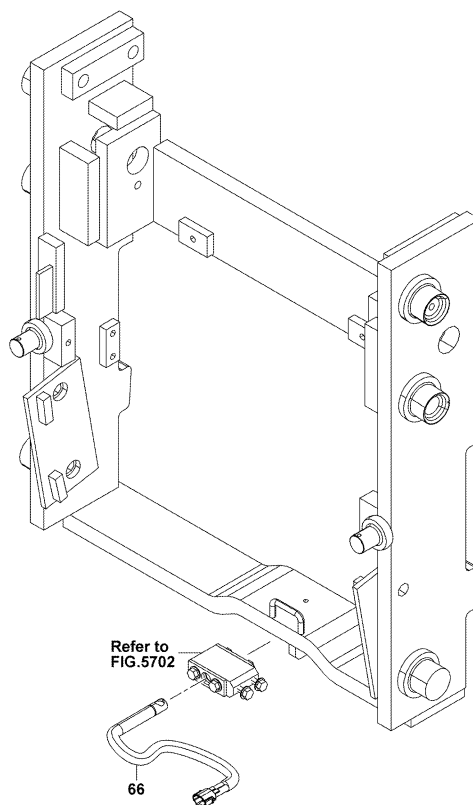
5611-665\_

5611

LAMP  
LAMPE

LAMPE  
LAMPARA

(LASER MARKER) [LASER MARKER]



5611-495

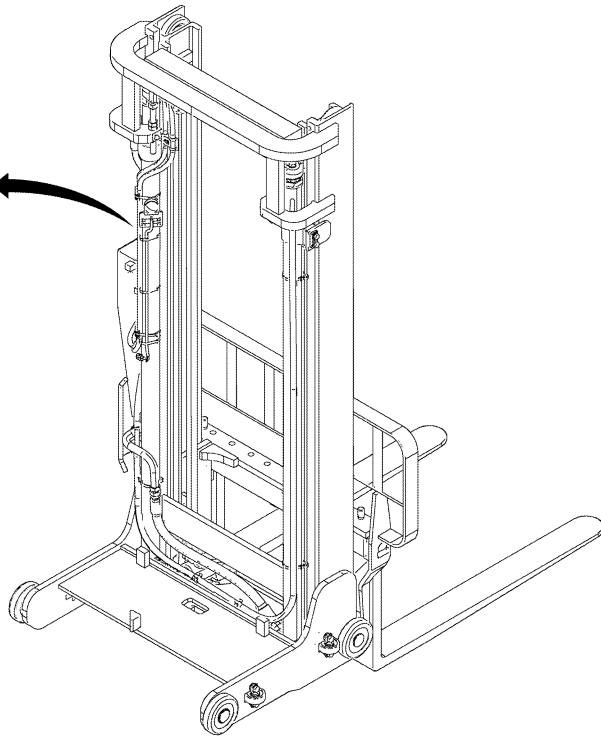
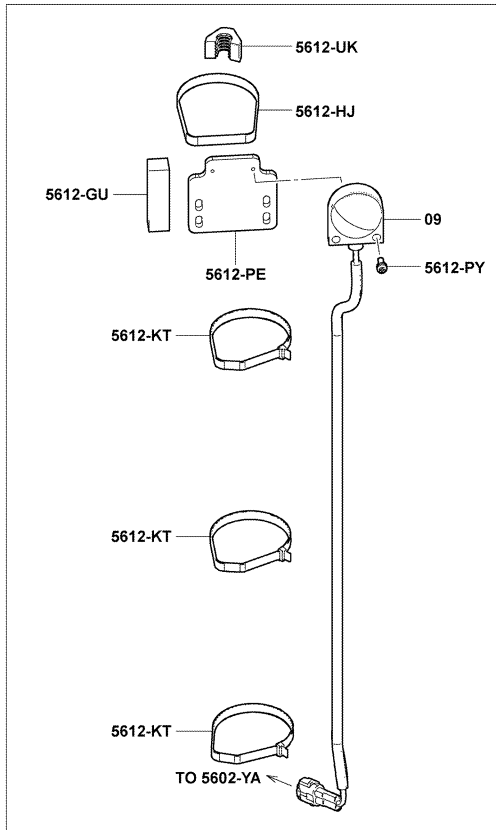
5611-495\_

**5611**

LAMP  
LAMPE

LAMPE  
LAMPARA

(FORK LEVEL LAMP) [FORK LEVEL LAMP]



5611-651

5611-651\_

**5611**

LAMP  
LAMPE

LAMPE  
LAMPARA

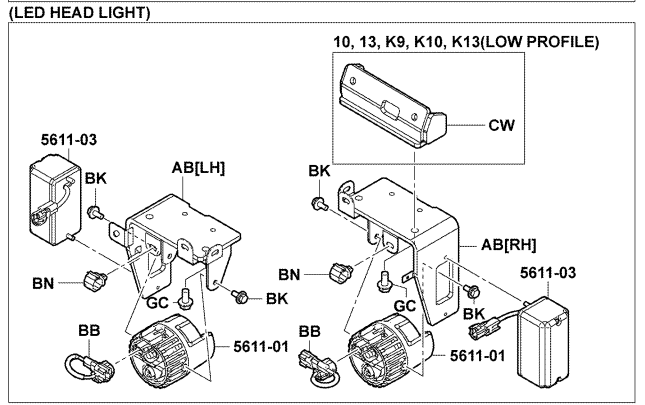
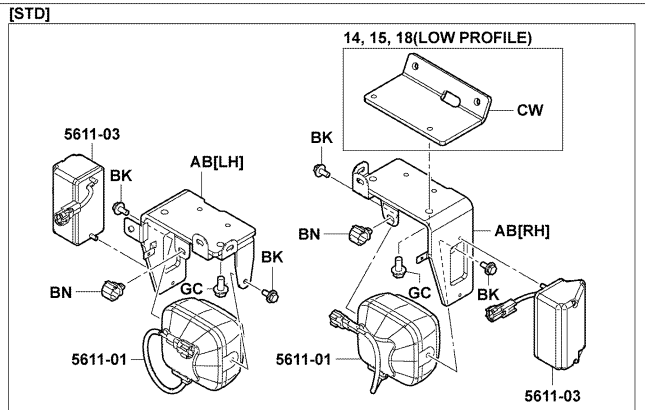
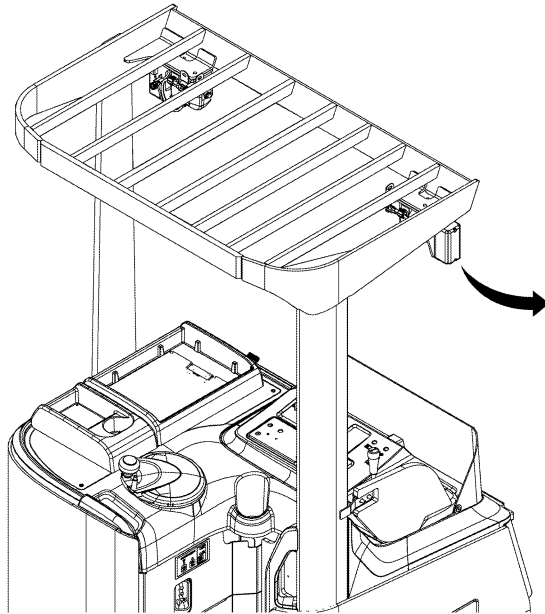
PART NAME CODE	PART NAME	QTY	PART NAME CODE	PART NAME	QTY
5611-01	LAMP ASSY, HEAD ENS. DE LAMPE LAMPEN, VOLLST. CONJUNTO DE LA LAMPARA	2	5611-06A	BULB, BACK-UP LAMP AMPOULE GLUHLAMPE LAMPARA	2
5611-01B	BULB, HEAD LAMP AMPOULE GLUHLAMPE LAMPARA	2	5611-06B	LENS, BACK-UP LAMP OPTIQUE OBJEKTIV LENTE	2
5611-01C	LENS, HEAD LAMP OPTIQUE OBJEKTIV LENTE	2	5611-09	LAMP ASSY, PILOT ENS. DE LAMPE LAMPEN, VOLLST. CONJUNTO DE LA LAMPARA	1-2
5611-02	LAMP ASSY, WORKING ENS. DE LAMPE LAMPEN, VOLLST. CONJUNTO DE LA LAMPARA	1	5611-35	LAMP ASSY, ROTARY ENS. DE LAMPE LAMPEN, VOLLST. CONJUNTO DE LA LAMPARA	1
5611-02B	BULB, WORKING LAMP AMPOULE GLUHLAMPE LAMPARA	1	5611-41	LAMP ASSY, ROOM ENS. DE LAMPE LAMPEN, VOLLST. CONJUNTO DE LA LAMPARA	1
5611-02C	LENS, WORKING LAMP OPTIQUE OBJEKTIV LENTE	1	5611-55	LAMP ASSY, SPOT ENS. DE LAMPE LAMPEN, VOLLST. CONJUNTO DE LA LAMPARA	1
5611-03	LAMP ASSY, FLASHER ENS. DE LAMPE LAMPEN, VOLLST. CONJUNTO DE LA LAMPARA	2-4	5611-66	LAMP ASSY, LASER ENS. DE LAMPE LAMPEN, VOLLST. CONJUNTO DE LA LAMPARA	1
5611-03B	LENS, FLASHER LAMP OPTIQUE OBJEKTIV LENTE	2-4	5611-69	LAMP ASSY, BLUE ENS. DE LAMPE LAMPEN, VOLLST. CONJUNTO DE LA LAMPARA	1
5611-03C	BULB, FLASHER LAMP AMPOULE GLUHLAMPE LAMPARA	2-4	5611-71	LAMP ASSY, SEARCH LIGHT ENS. DE LAMPE LAMPEN, VOLLST. CONJUNTO DE LA LAMPARA	1
5611-06	LAMP ASSY, BACK-UP ENS. DE LAMPE LAMPEN, VOLLST. CONJUNTO DE LA LAMPARA	1-2	5611-AI	SCREW VIS SCHRAUBE TORNILLO	4-8

5612

LAMP BRACKET  
SUPPORT DE LAMPE

LAMPENTRÜGER  
SOPORTE DE LAMPARA

[HEAD LAMP]



5612-692

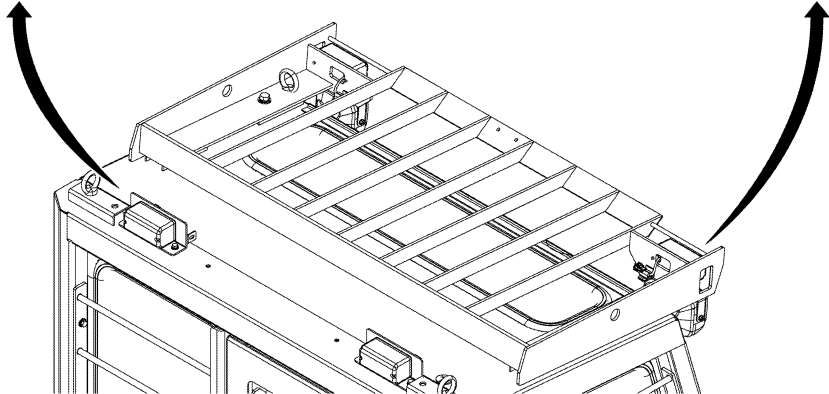
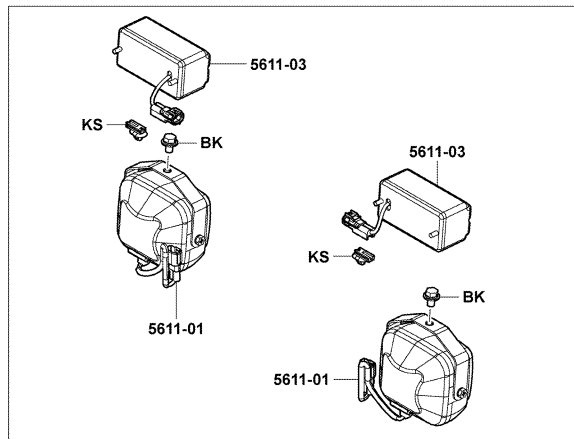
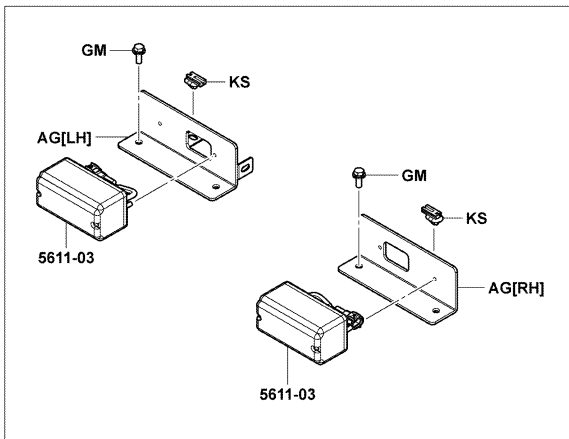
5612-692\_

5612

LAMP BRACKET  
SUPPORT DE LAMPE

LAMPENTRÜGER  
SOPORTE DE LAMPARA

15,18,20,25,30,S15,S18,S20,S25 (S-CABIN-SUPER) [HEAD LAMP]



5612-693

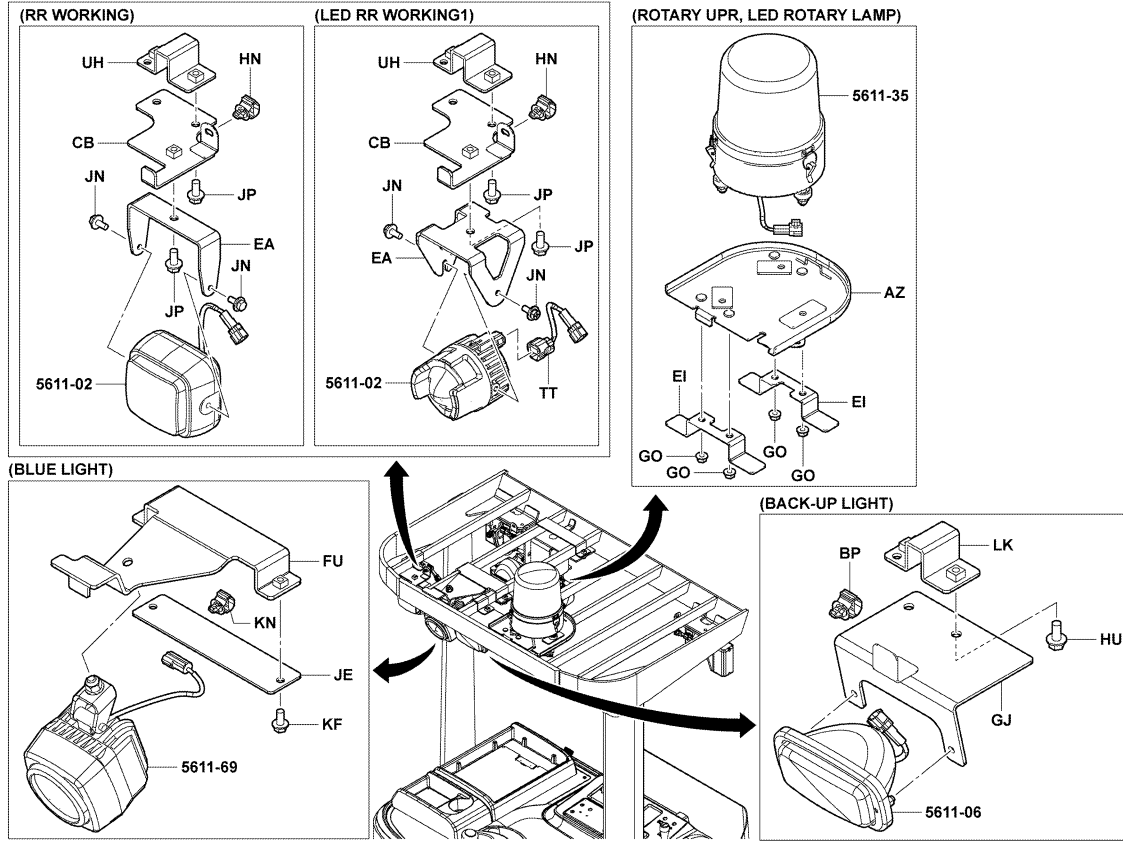
5612-693\_

5612

LAMP BRACKET  
SUPPORT DE LAMPE

LAMPENTRÄGER  
SOPORTE DE LAMPARA

[OPT LAMP]



5612-694

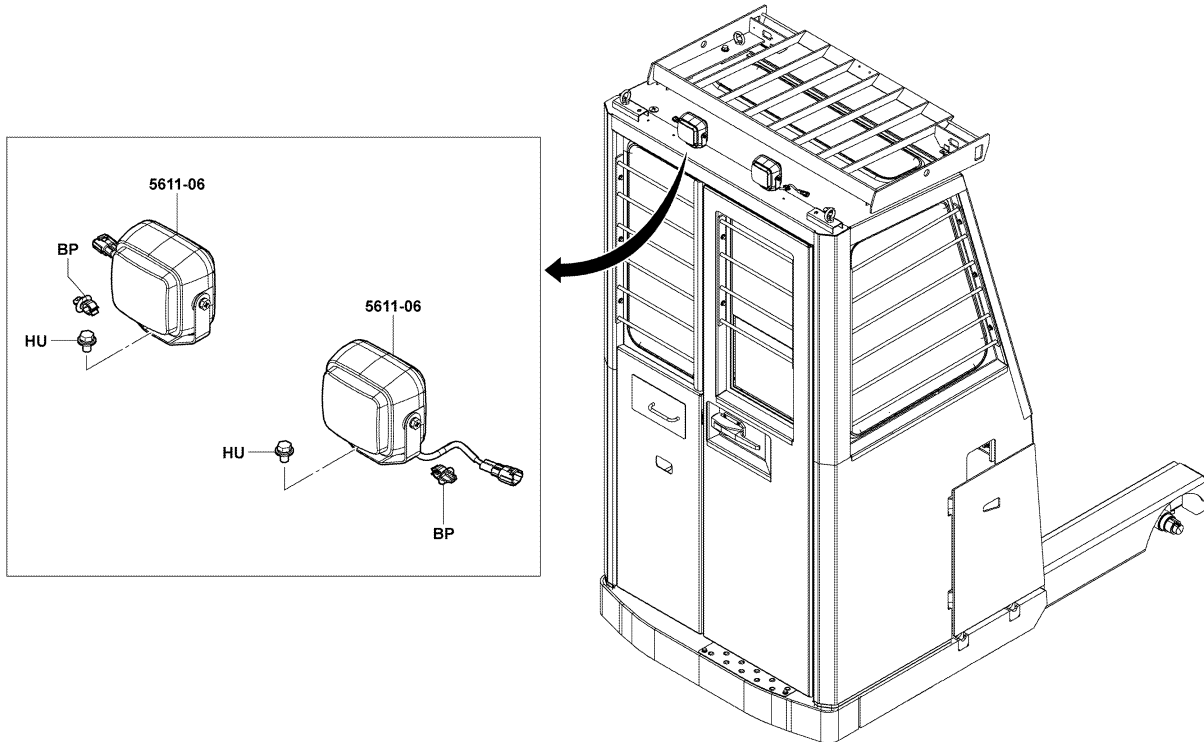
5612-694\_

5612

LAMP BRACKET  
SUPPORT DE LAMPE

LAMPENTRÄGER  
SOPORTE DE LAMPARA

15,18,20,25,30,S15,S18,S20,S25 (S-CABIN-SUPER) [OPT LAMP]



5612-695

5612-695\_

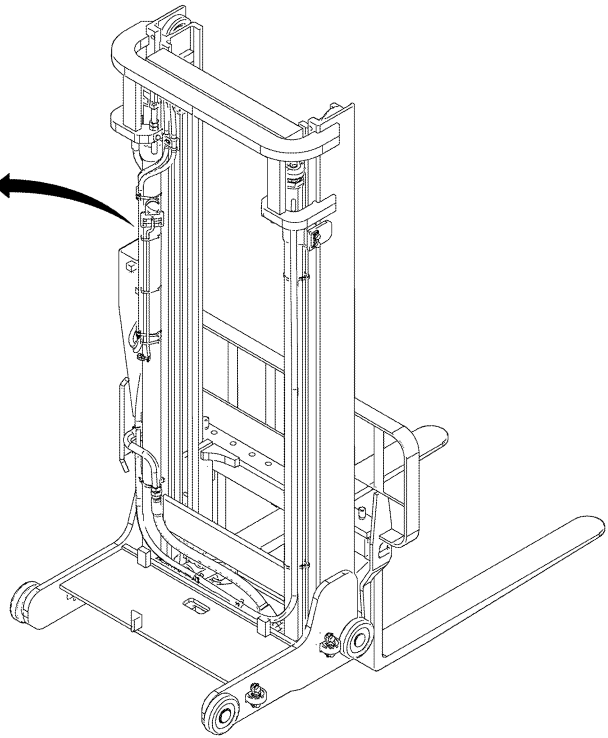
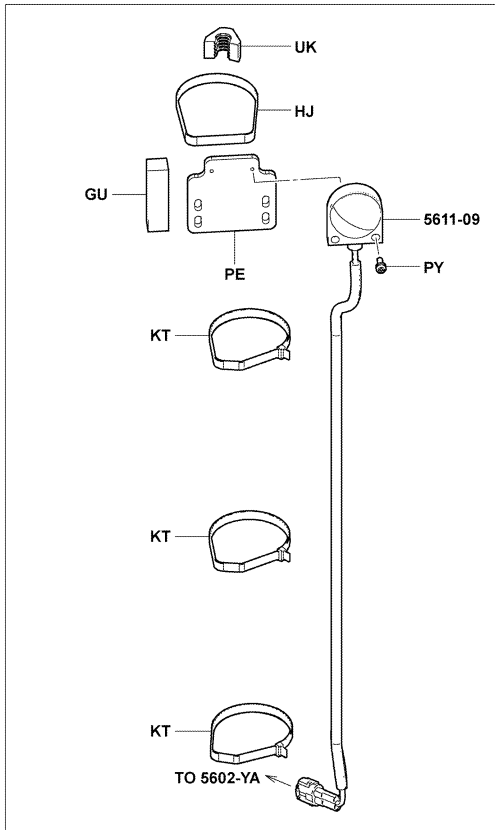


5612

LAMP BRACKET  
SUPPORT DE LAMPE

LAMPENTRÄGER  
SOPORTE DE LAMPARA

(FORK LEVEL LAMP)



5612-678

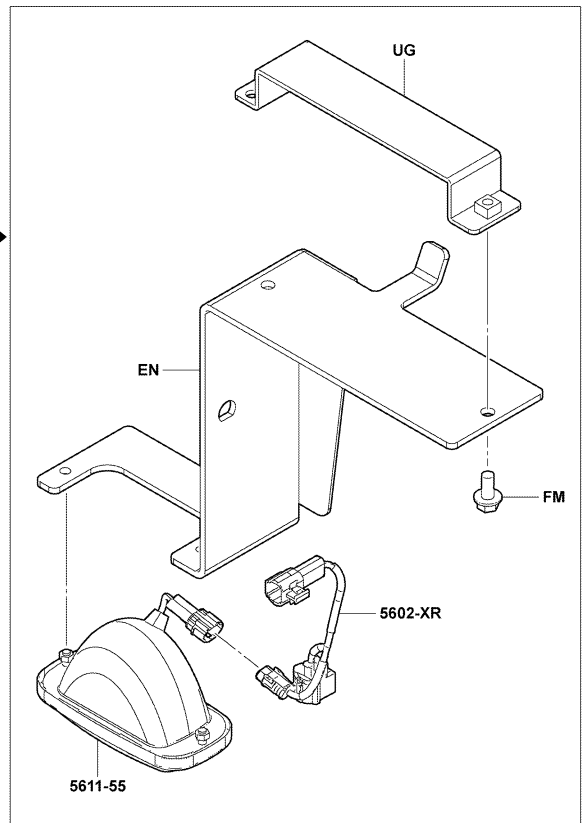
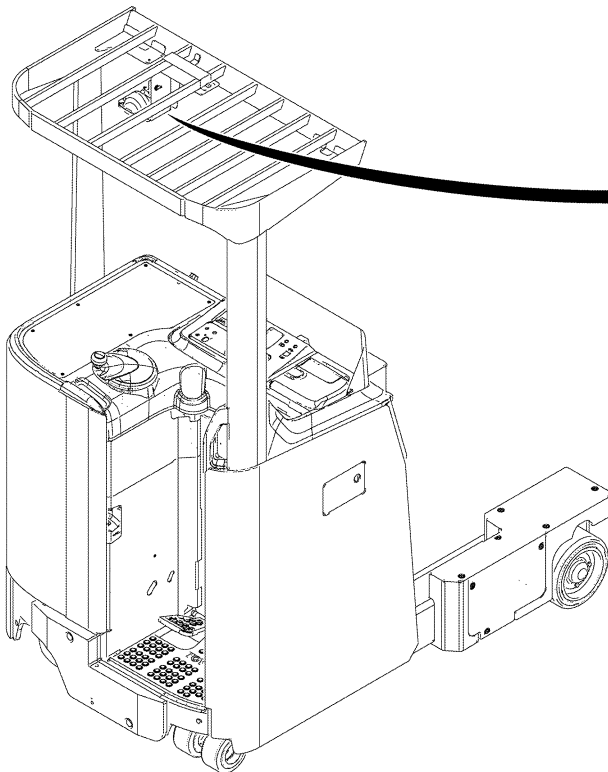
5612-678\_

5612

LAMP BRACKET  
SUPPORT DE LAMPE

LAMPENTRÄGER  
SOPORTE DE LAMPARA

(SPOT LIGHT)



5612-676

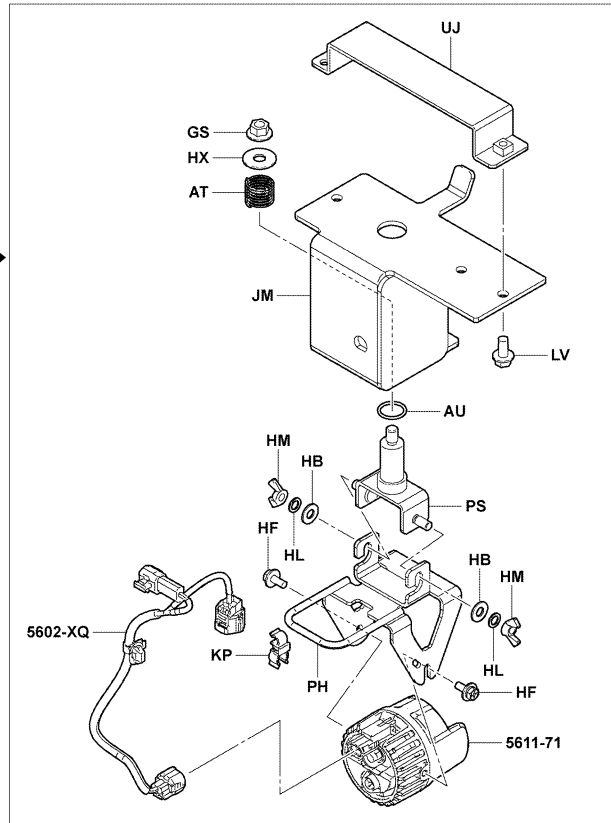
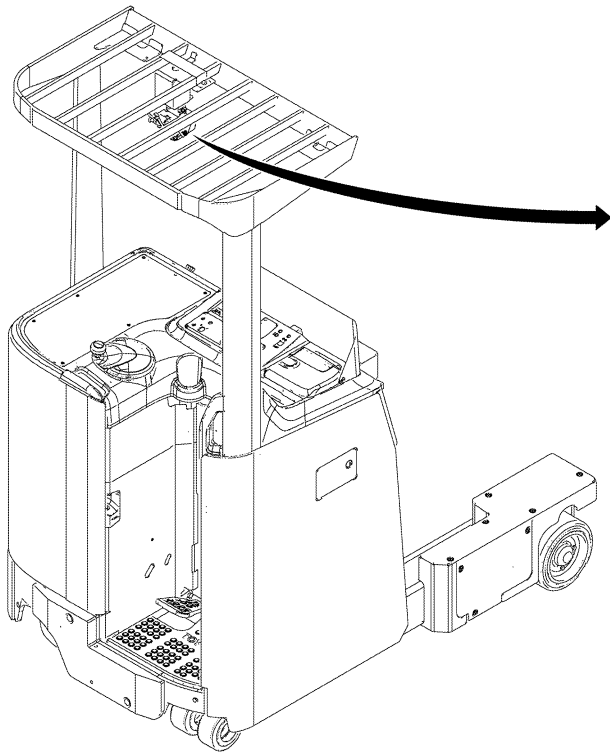
5612-676\_

**5612**

**LAMP BRACKET  
SUPPORT DE LAMPE**

**LAMPENTRÄGER  
SOPORTE DE LAMPARA**

(LED SEARCHLIGHT)



5612-677

5612-677\_

**5612**

**LAMP BRACKET  
SUPPORT DE LAMPE**

**LAMPENTRÄGER  
SOPORTE DE LAMPARA**

PART NAME CODE	PART NAME	QTY	PART NAME CODE	PART NAME	QTY
5612-AB	BRACKET SUB-ASSY, HEAD LAMP SOUS-ENS. DE SUPPORT TRAGER-TEILGRUPPE SUBCONJUNTO DE LA SOPORTE	1	5612-CW	BRACKET, HEAD LAMP SUPPORT TRAGER SOPORTE	1
5612-AG	BRACKET, FLASHER LAMP SUPPORT TRAGER SOPORTE	1	5612-EA	BRACKET SUPPORT TRAGER SOPORTE	1
5612-AT	SPRING RESSORT FEDER RESORTE	1	5612-EI	PLATE PLAQUE PLATTE PLACA	2
5612-AU	RING, O ANNEAU RING ANILLO	1	5612-EN	BRACKET SUB-ASSY SOUS-ENS. DE SUPPORT TRAGER-TEILGRUPPE SUBCONJUNTO DE LA SOPORTE	1
5612-AZ	BRACKET SUB-ASSY, ROTARY LAMP SOUS-ENS. DE SUPPORT TRAGER-TEILGRUPPE SUBCONJUNTO DE LA SOPORTE	1	5612-FM	BOLT BOULON SCHRAUBE PERNO	2
5612-BB	WIRE FIL DRAHT ALAMBRE	2	5612-FU	BRACKET SUB-ASSY SOUS-ENS. DE SUPPORT TRAGER-TEILGRUPPE SUBCONJUNTO DE LA SOPORTE	1
5612-BK	BOLT BOULON SCHRAUBE PERNO	2-4	5612-GC	BOLT BOULON SCHRAUBE PERNO	4-6
5612-BN	CLAMP PINSE KLEMME ABRAZADERA	2	5612-GJ	BRACKET SUB-ASSY, BACK-UP LAMP SOUS-ENS. DE SUPPORT TRAGER-TEILGRUPPE SUBCONJUNTO DE LA SOPORTE	1
5612-BP	CLAMP PINSE KLEMME ABRAZADERA	1-2	5612-GM	BOLT BOULON SCHRAUBE PERNO	4
5612-CB	BRACKET SUB-ASSY, WORKING LAMP SOUS-ENS. DE SUPPORT TRAGER-TEILGRUPPE SUBCONJUNTO DE LA SOPORTE	1	5612-GO	NUT ECROU MUTTER TUERCA	4

5612		LAMP BRACKET SUPPORT DE LAMPE		LAMPENTRÄGER SOPORTE DE LAMPARA	
PART NAME CODE	PART NAME	QTY	PART NAME CODE	PART NAME	QTY
5612-GS	NUT ECROU MUTTER TUERCA	1	5612-JE	PLATE PLAQUE PLATTE PLACA	1
5612-GU	RUBBER CAOUTCHOUC GUMMI GOMA	1	5612-JM	BRACKET SUB-ASSY SOUS-ENS. DE SUPPORT TRAGER-TEILGRUPPE SUBCONJUNTO DE LA SOPORTE	1
5612-HB	WASHER, PLATE RODELLE UNTERLEGSCHIEBE ARANDELA	2	5612-JN	BOLT BOULON SCHRAUBE PERNO	2
5612-HF	SCREW VIS SCHRAUBE TORNILLO	2	5612-JP	BOLT BOULON SCHRAUBE PERNO	3
5612-HJ	BAND BANDE BAND BANDA	2	5612-KF	BOLT BOULON SCHRAUBE PERNO	2
5612-HL	WASHER, SPRING RODELLE UNTERLEGSCHIEBE ARANDELA	2	5612-KN	CLAMP PINSE KLEMME ABRAZADERA	1
5612-HM	NUT ECROU MUTTER TUERCA	2	5612-KP	CLAMP PINSE KLEMME ABRAZADERA	1
5612-HN	CLAMP PINSE KLEMME ABRAZADERA	1	5612-KS	CLAMP PINSE KLEMME ABRAZADERA	4
5612-HU	BOLT BOULON SCHRAUBE PERNO	2	5612-KT	CLAMP PINSE KLEMME ABRAZADERA	3
5612-HX	WASHER, PLATE RODELLE UNTERLEGSCHIEBE ARANDELA	1	5612-LK	CLAMP SUB-ASSY SOUS-ENS. DE PINCE KLEMMEN-TEILGRUPPE SUBCONJUNTO DE ABRAZADERA	1

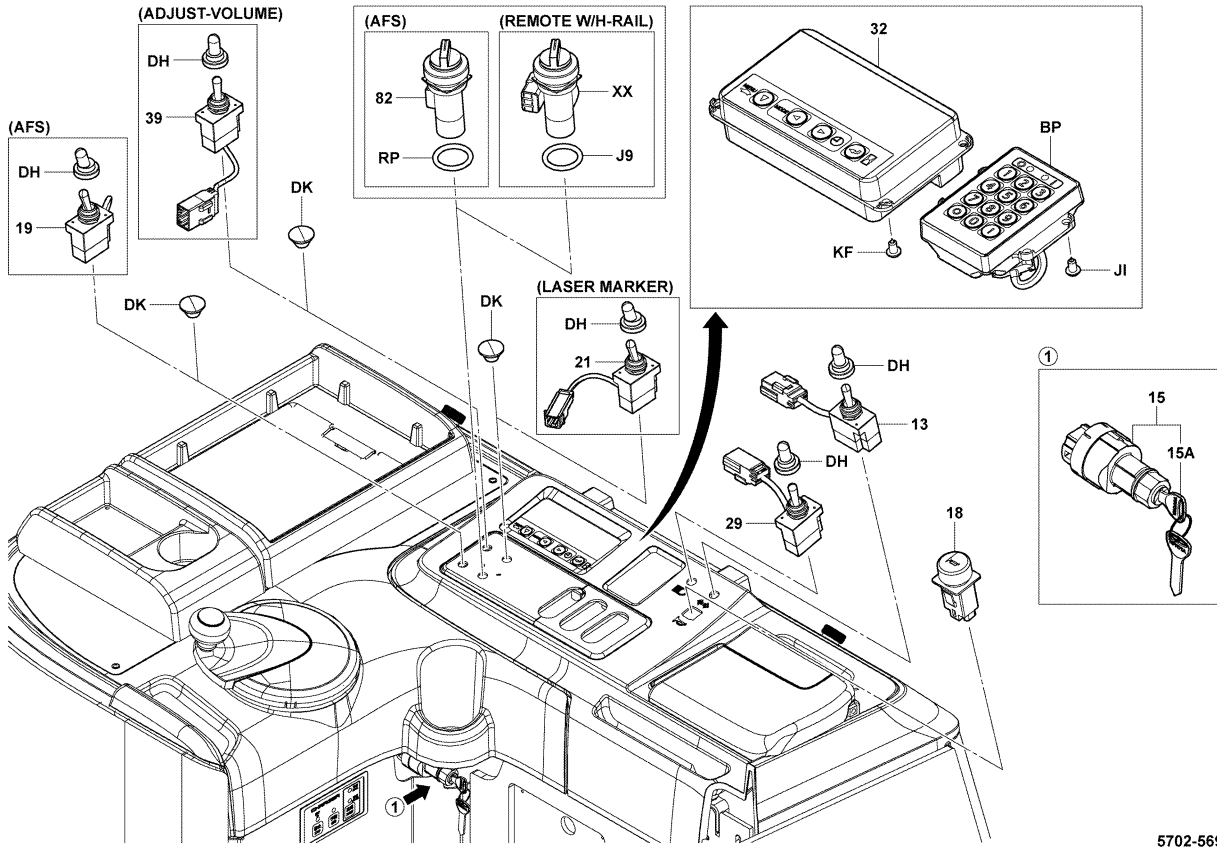
5612		LAMP BRACKET SUPPORT DE LAMPE		LAMPENTRÄGER SOPORTE DE LAMPARA	
PART NAME CODE	PART NAME	QTY	PART NAME CODE	PART NAME	QTY
5612-LV	BOLT BOULON SCHRAUBE PERNO	2			
5612-PE	BRACKET SUPPORT TRAGER SOPORTE	1			
5612-PH	BRACKET SUB-ASSY SOUS-ENS. DE SUPPORT TRAGER-TEILGRUPPE SUBCONJUNTO DE LA SOPORTE	1			
5612-PS	BRACKET SUB-ASSY SOUS-ENS. DE SUPPORT TRAGER-TEILGRUPPE SUBCONJUNTO DE LA SOPORTE	1			
5612-PY	SCREW VIS SCHRAUBE TORNILLO	2			
5612-TT	WIRE FIL DRAHT ALAMBRE	1			
5612-UG	CLAMP SUB-ASSY SOUS-ENS. DE PINCE KLEMMEN-TEILGRUPPE SUBCONJUNTO DE ABRAZADERA	1			
5612-UH	CLAMP SUB-ASSY SOUS-ENS. DE PINCE KLEMMEN-TEILGRUPPE SUBCONJUNTO DE ABRAZADERA	1			
5612-UJ	CLAMP SUB-ASSY SOUS-ENS. DE PINCE KLEMMEN-TEILGRUPPE SUBCONJUNTO DE ABRAZADERA	1			
5612-UK	STOPPER BUTEE ANSCHLAG TOPE	2			

5702

METER & SWITCH  
INDICATEUR & COMMUTEUR

INSTRUMENTE & SCHALTER  
MEDIDOR E INTERRUPTOR

[METER & SWITCH]



5702-569

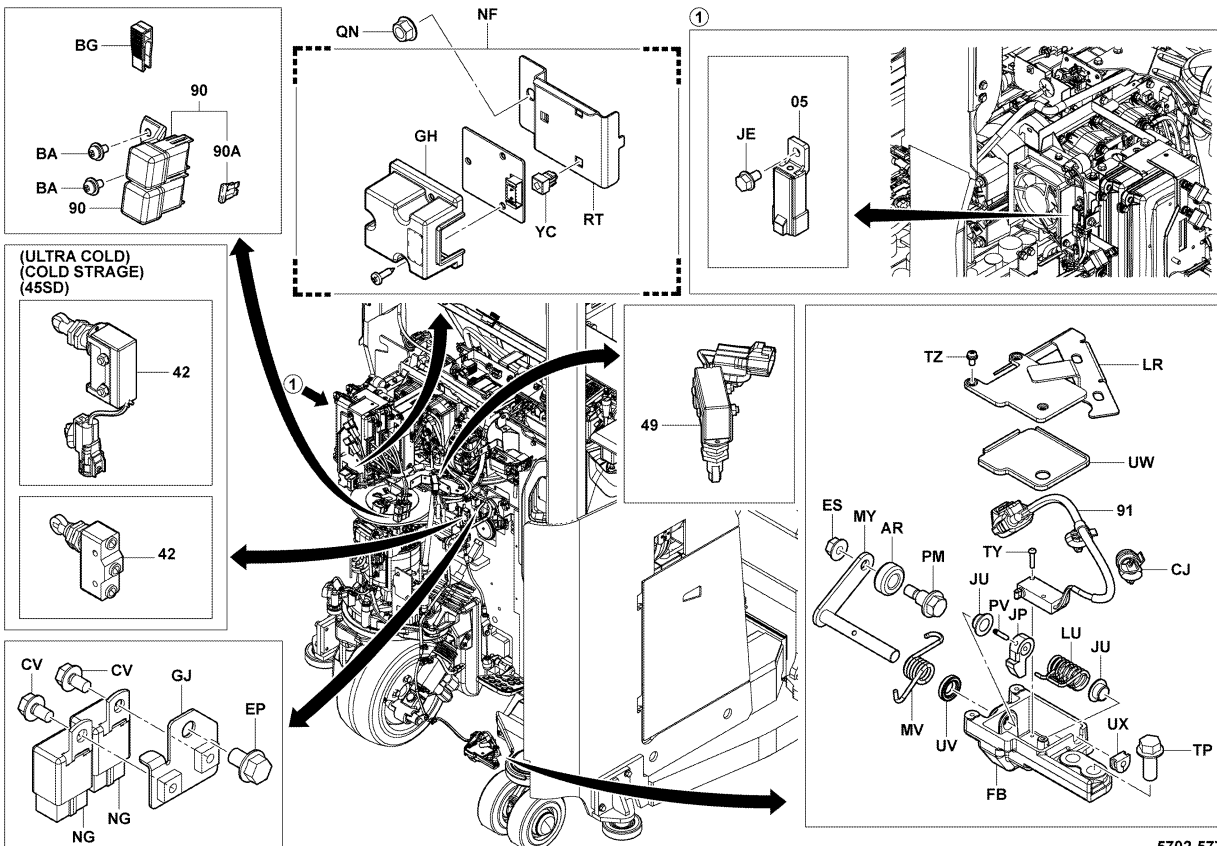
5702-569\_

5702

METER & SWITCH  
INDICATEUR & COMMUTEUR

INSTRUMENTE & SCHALTER  
MEDIDOR E INTERRUPTOR

[OTHER]



5702-577

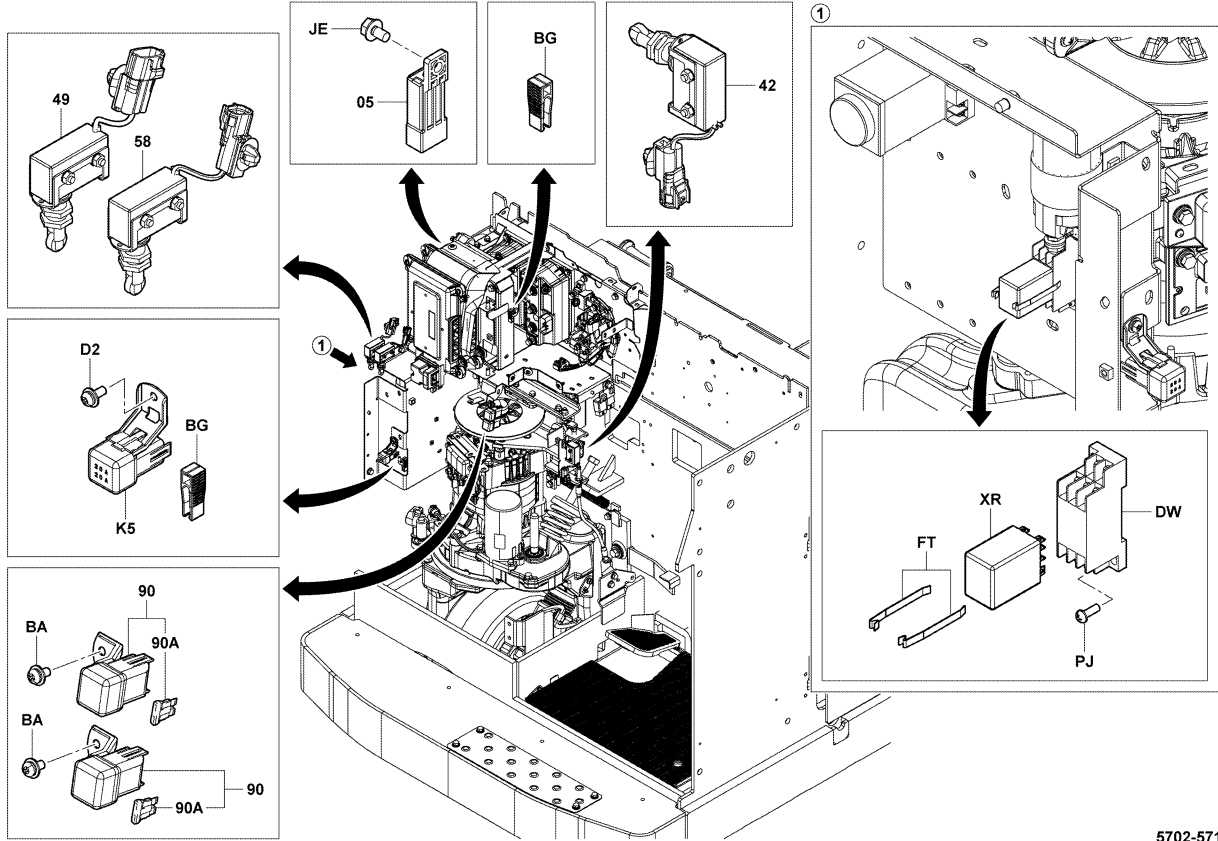
5702-577\_

5702

METER & SWITCH  
INDICATEUR & COMMUTEUR

INSTRUMENTE & SCHALTER  
MEDIDOR E INTERRUPTOR

15,18,20,25,30,S15,S18,S20,S25 (S-CABIN-SUPER) [OTHER, 1/2]



5702-571

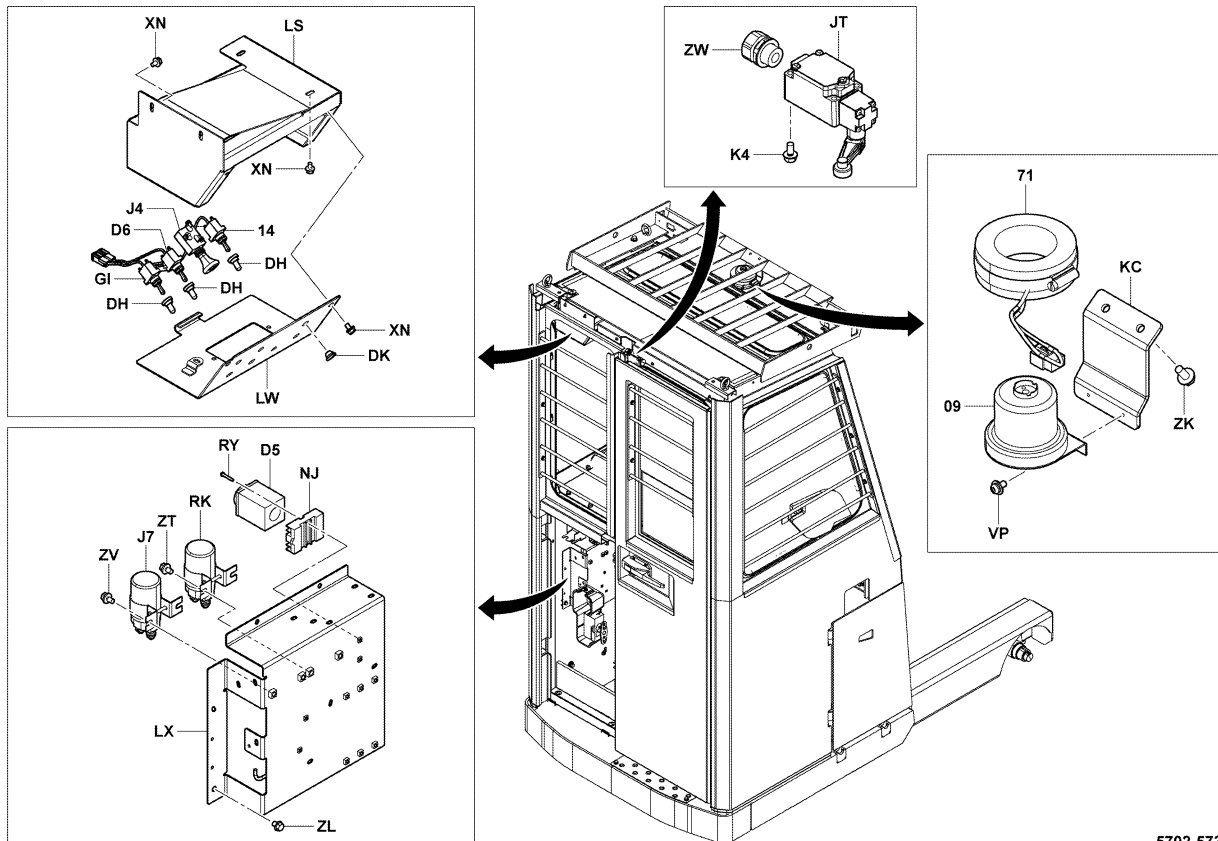
5702-571\_

5702

METER & SWITCH  
INDICATEUR & COMMUTEUR

INSTRUMENTE & SCHALTER  
MEDIDOR E INTERRUPTOR

15,18,20,25,30,S15,S18,S20,S25 (S-CABIN-SUPER) [OTHER, 2/2]



5702-573

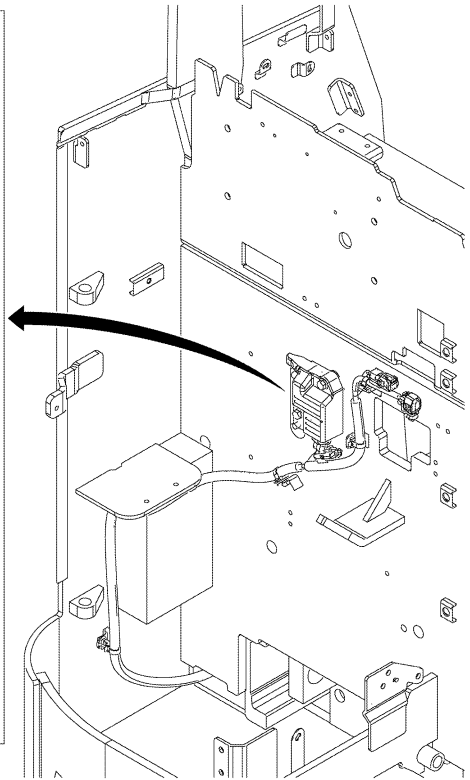
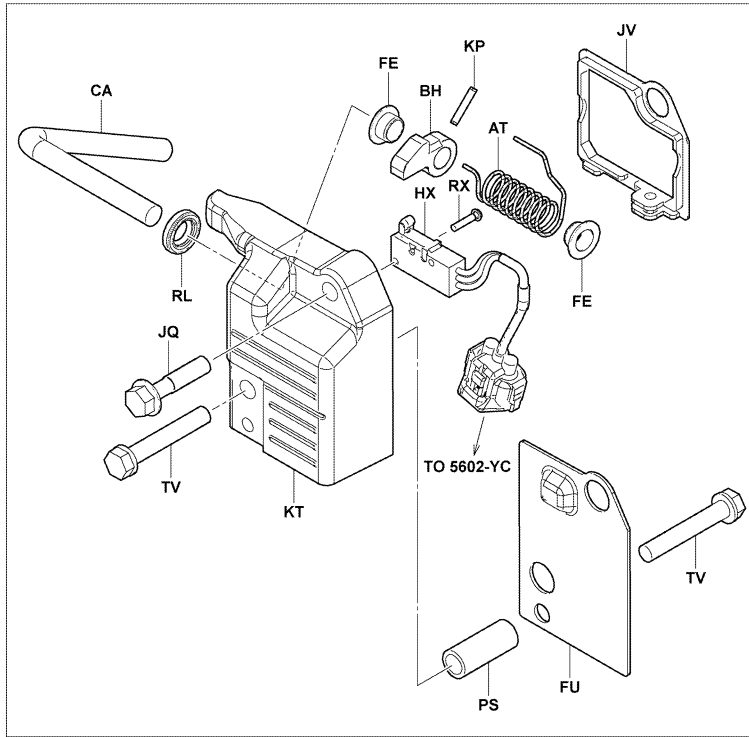
5702-573\_

5702

METER & SWITCH  
INDICATEUR & COMMUTATEUR

INSTRUMENTE & SCHALTER  
MEDIDOR E INTERRUPTOR

[BATTERY SWITCH]



5702-578

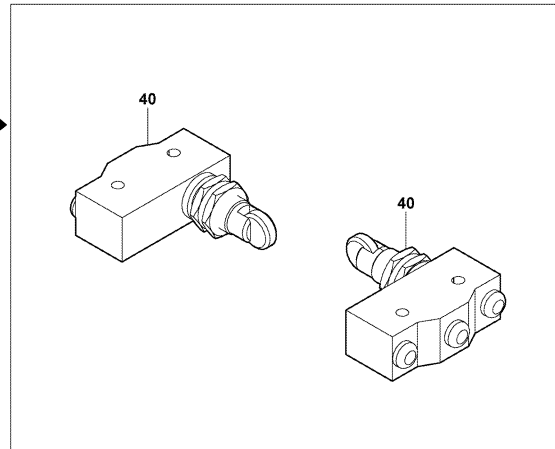
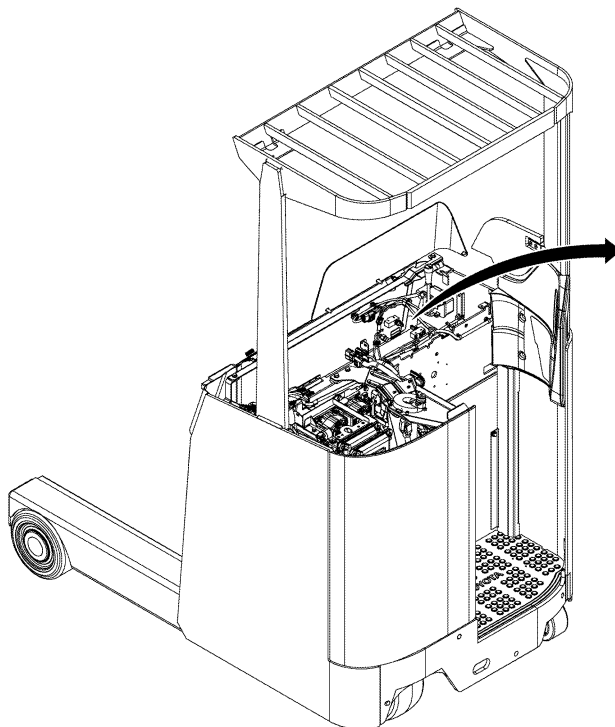
5702-578\_

5702

METER & SWITCH  
INDICATEUR & COMMUTATEUR

INSTRUMENTE & SCHALTER  
MEDIDOR E INTERRUPTOR

[LIFT S/W]



5702-572

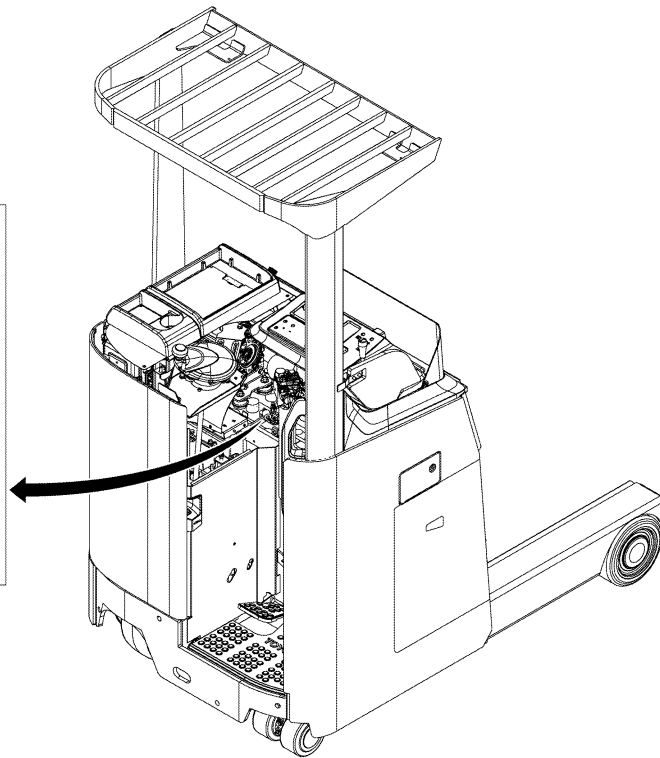
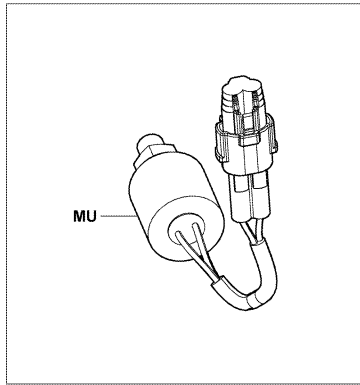
5702-572\_

5702

METER & SWITCH  
INDICATEUR & COMMUTEUR

INSTRUMENTE & SCHALTER  
MEDIDOR E INTERRUPTOR

[PRESSURE S/W]



5702-574

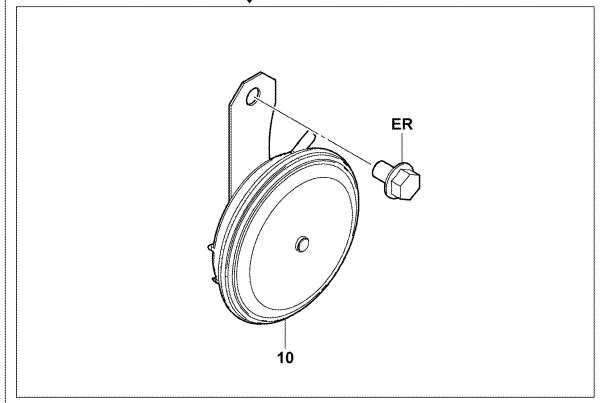
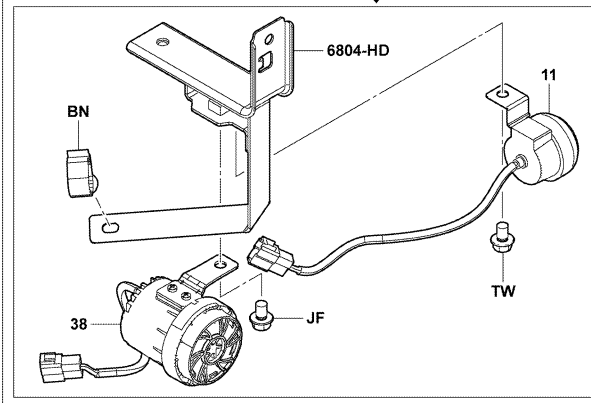
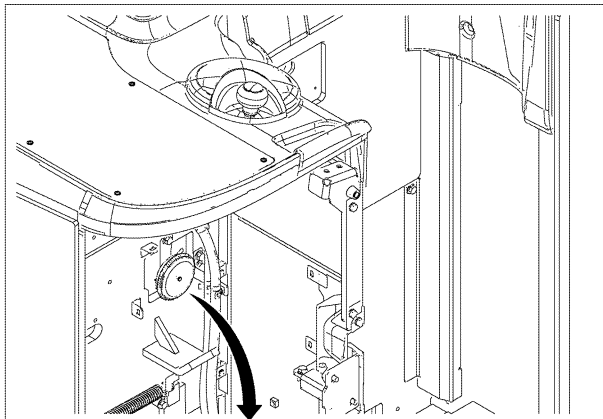
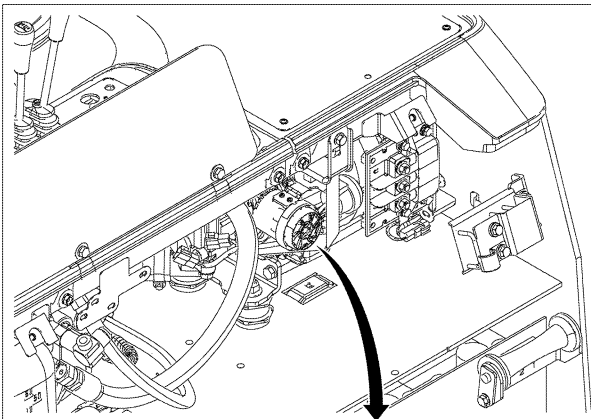
5702-574\_

5702

METER & SWITCH  
INDICATEUR & COMMUTEUR

INSTRUMENTE & SCHALTER  
MEDIDOR E INTERRUPTOR

[HORN & BUZZER & CHIME]



5702-536

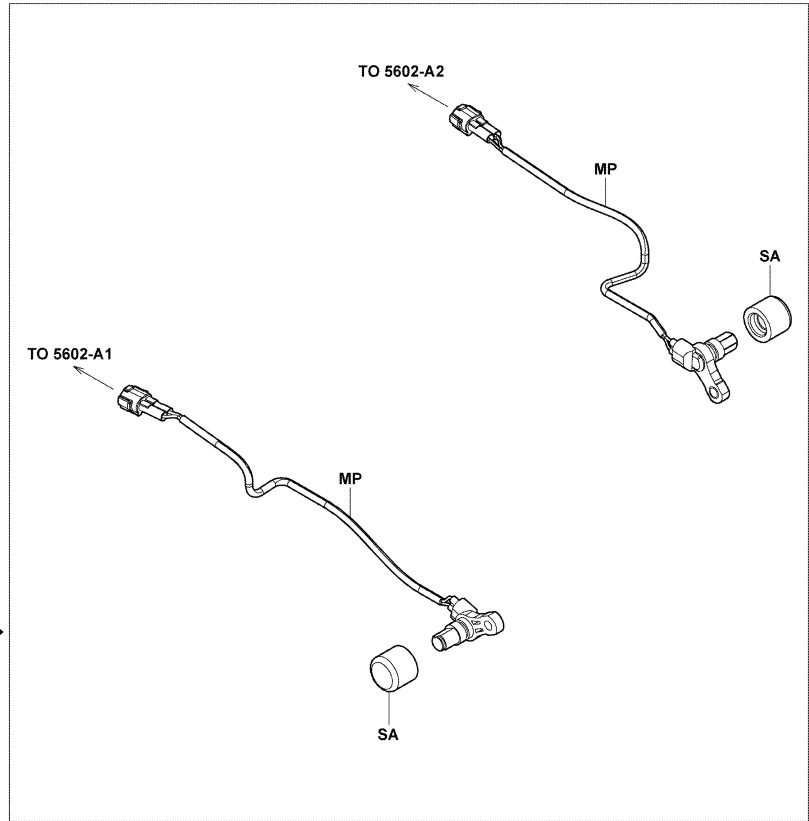
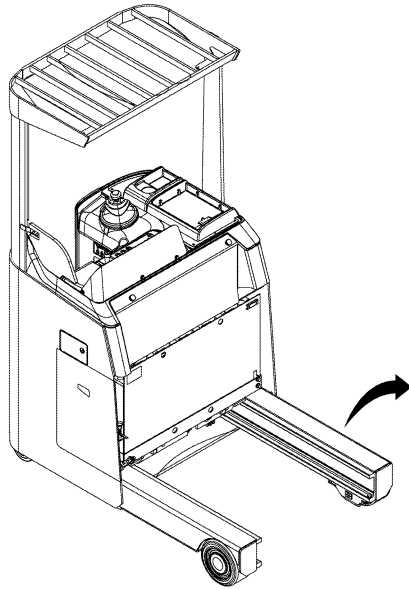
5702-536\_

5702

METER & SWITCH  
INDICATEUR & COMMUTEUR

INSTRUMENTE & SCHALTER  
MEDIDOR E INTERRUPTOR

[SPEED SENSOR]



5702-576

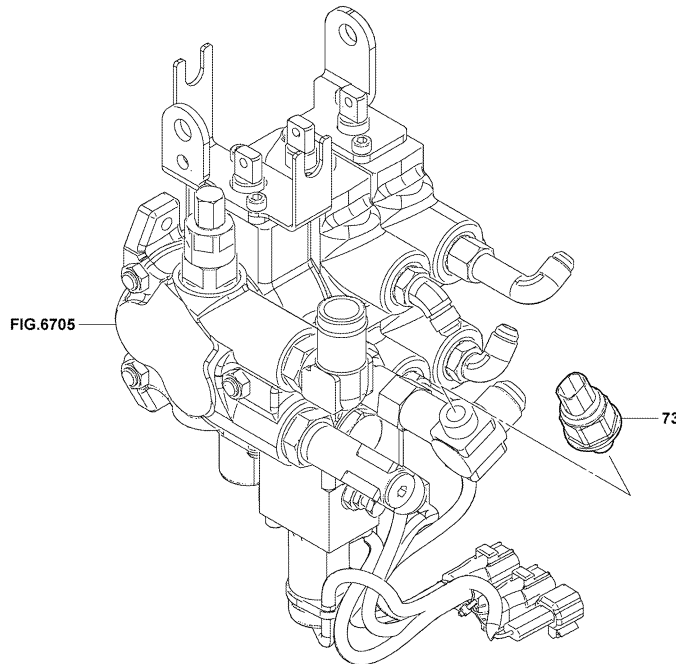
5702-576\_

5702

METER & SWITCH  
INDICATEUR & COMMUTEUR

INSTRUMENTE & SCHALTER  
MEDIDOR E INTERRUPTOR

[PRESSURE SENSOR]



5702-537

5702-537\_

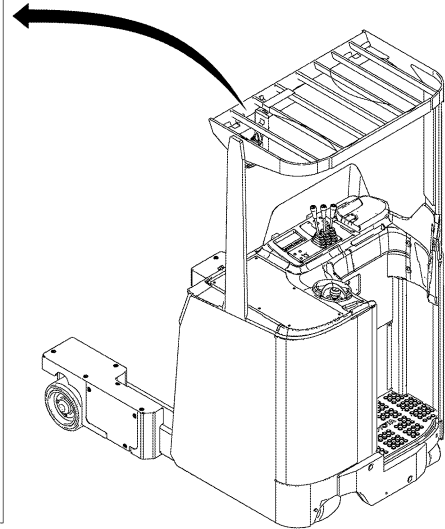
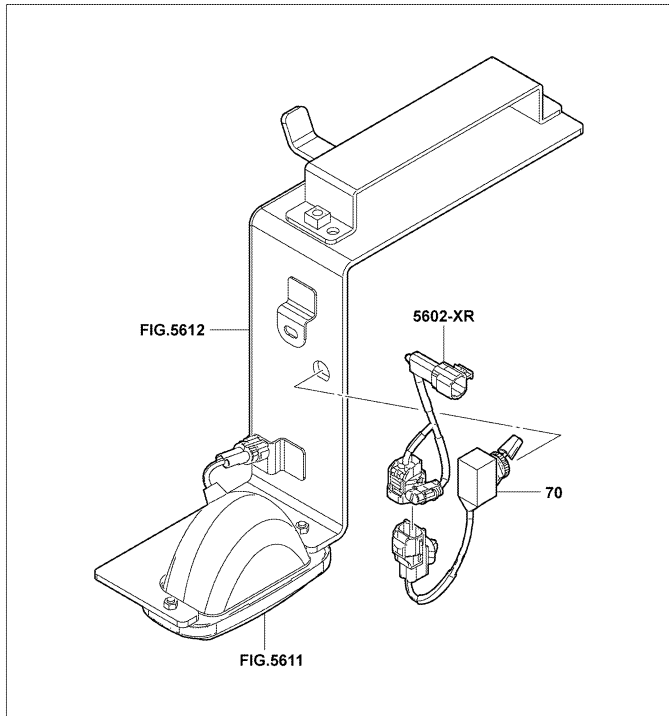


5702

METER & SWITCH  
INDICATEUR & COMMUTEUR

INSTRUMENTE & SCHALTER  
MEDIDOR E INTERRUPTOR

(SPOT LIGHT)



5702-530

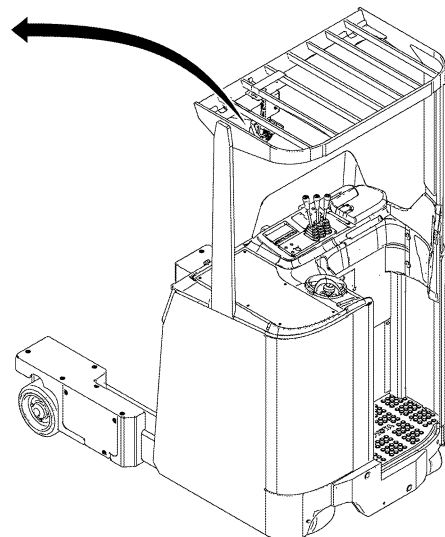
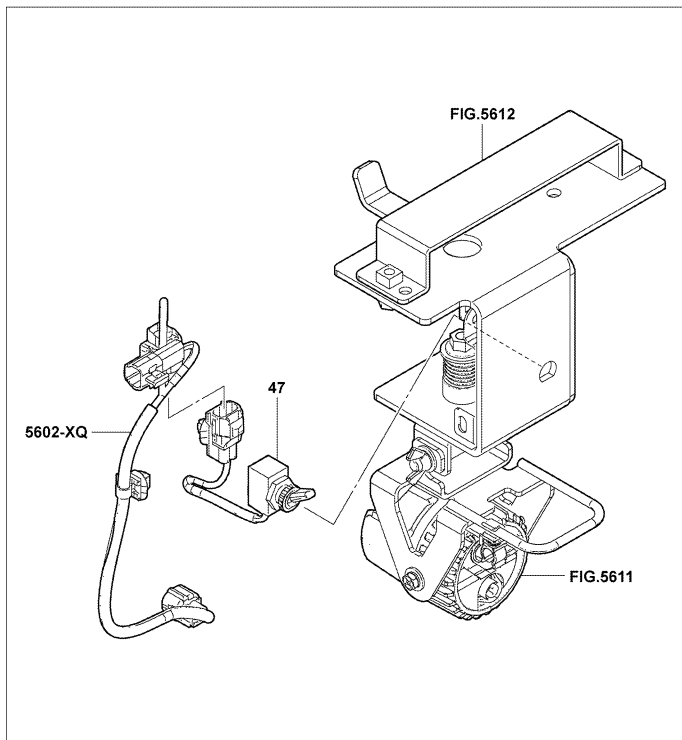
5702-530\_

5702

METER & SWITCH  
INDICATEUR & COMMUTEUR

INSTRUMENTE & SCHALTER  
MEDIDOR E INTERRUPTOR

(LED SEARCHLIGHT)



5702-531

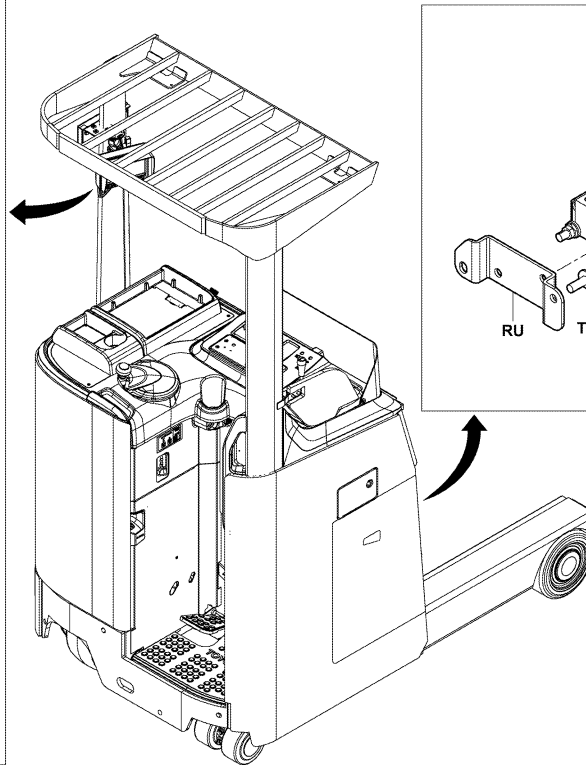
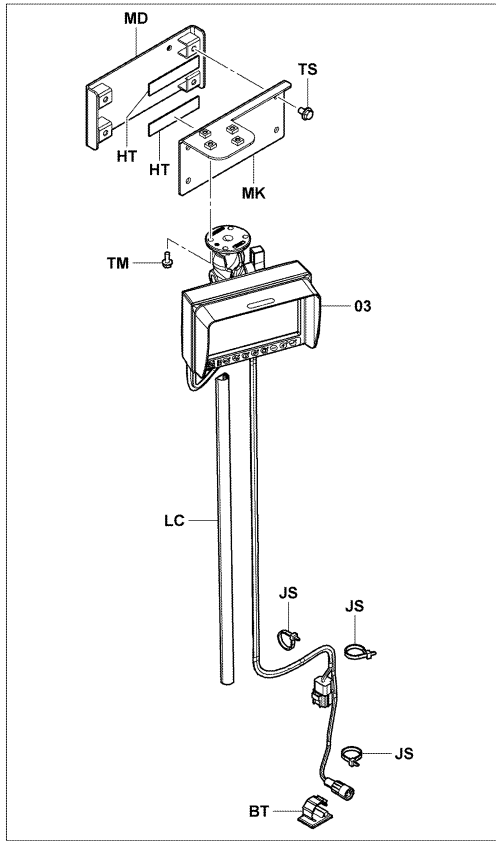
5702-531\_

5702

METER & SWITCH  
INDICATEUR & COMMUTEUR

INSTRUMENTE & SCHALTER  
MEDIDOR E INTERRUPTOR

(FORK TIP CAMERA) [FORK CAMERA]



5702-570A

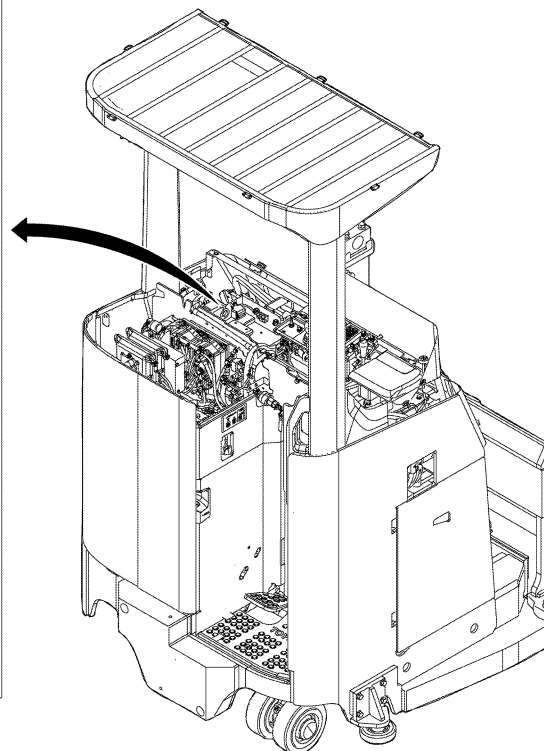
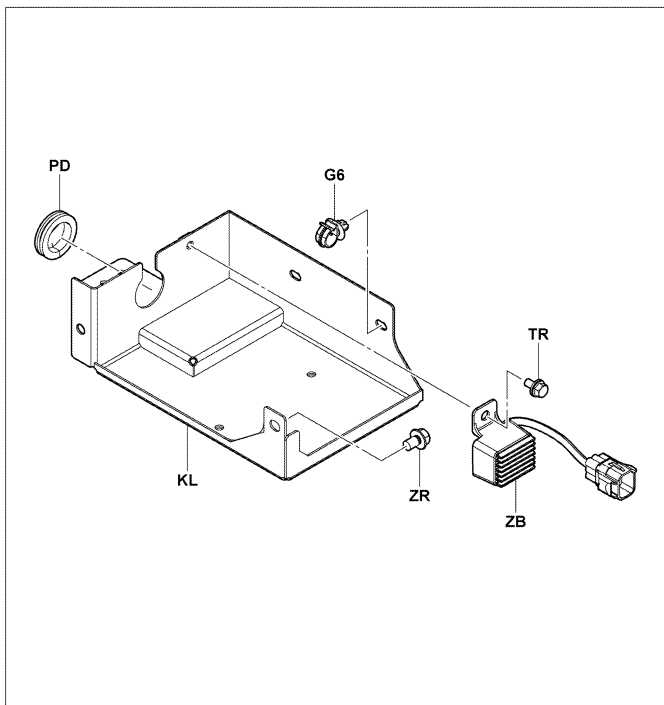
5702-570A

5702

METER & SWITCH  
INDICATEUR & COMMUTEUR

INSTRUMENTE & SCHALTER  
MEDIDOR E INTERRUPTOR

(BLUE LIGHT) [BLUE LIGHT RLY]



5702-544

5702-544\_

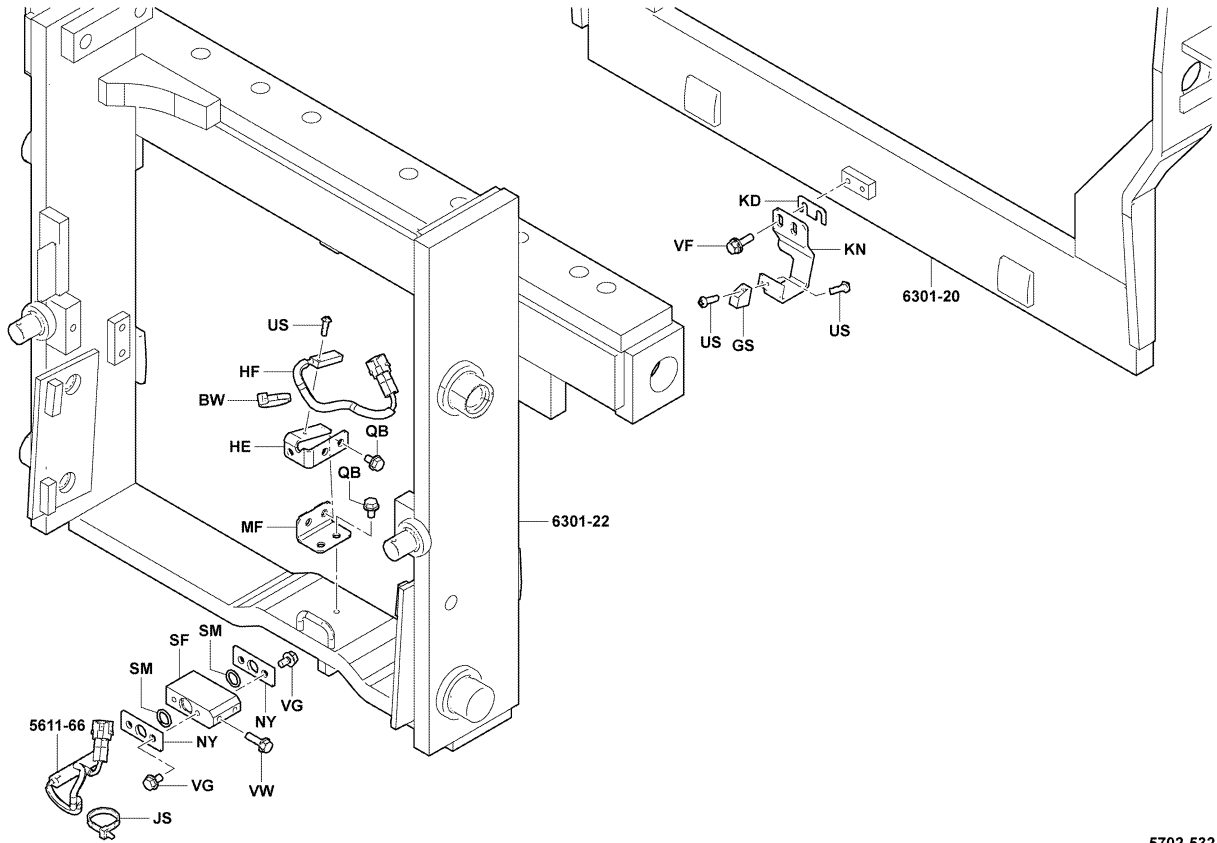


5702

METER & SWITCH  
INDICATEUR & COMMUTEUR

INSTRUMENTE & SCHALTER  
MEDIDOR E INTERRUPTOR

V..10,13,14,15,18,S10,S13,S14,S15,S18 (FORK LEVEL LAMP, LASE)



5702-532

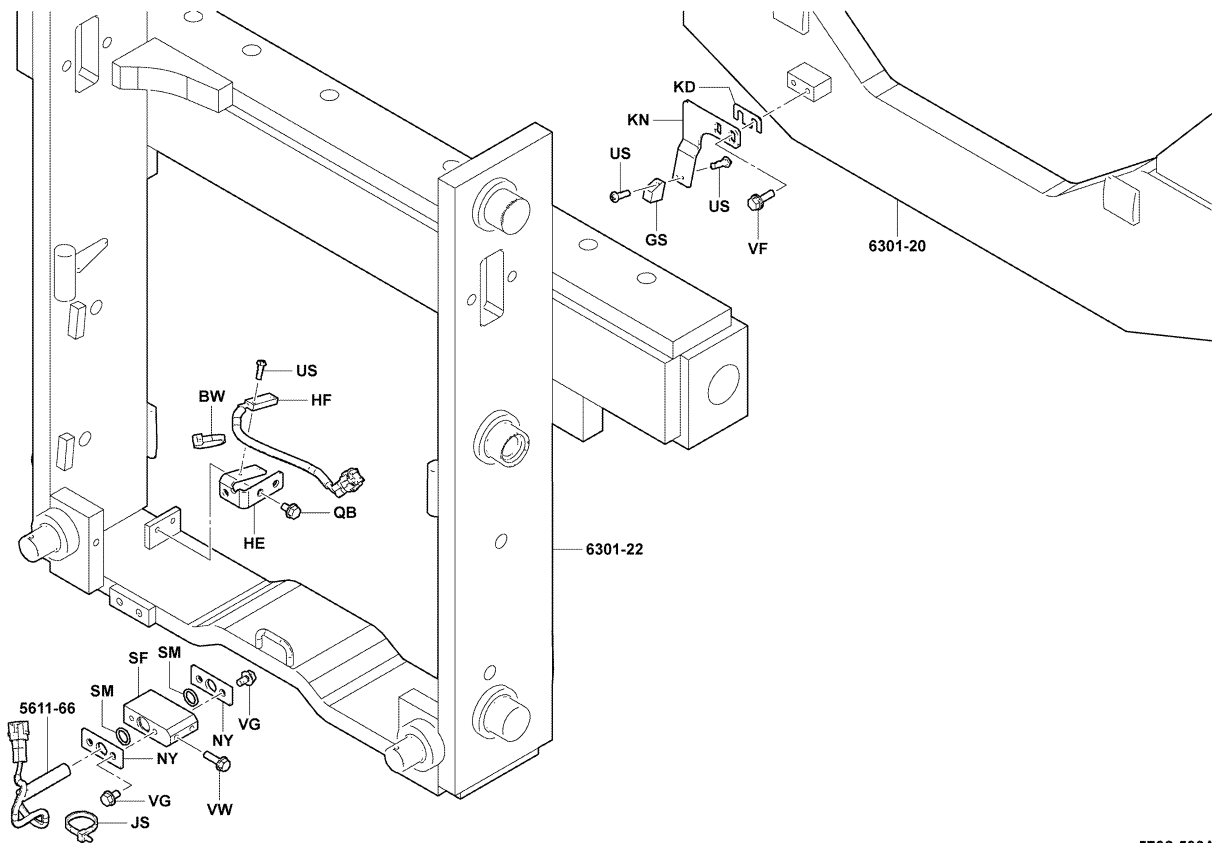
5702-532\_

5702

METER & SWITCH  
INDICATEUR & COMMUTEUR

INSTRUMENTE & SCHALTER  
MEDIDOR E INTERRUPTOR

V..20,25,S20,S25 (FORK LEVEL LAMP, LASER MARKER)



5702-533A

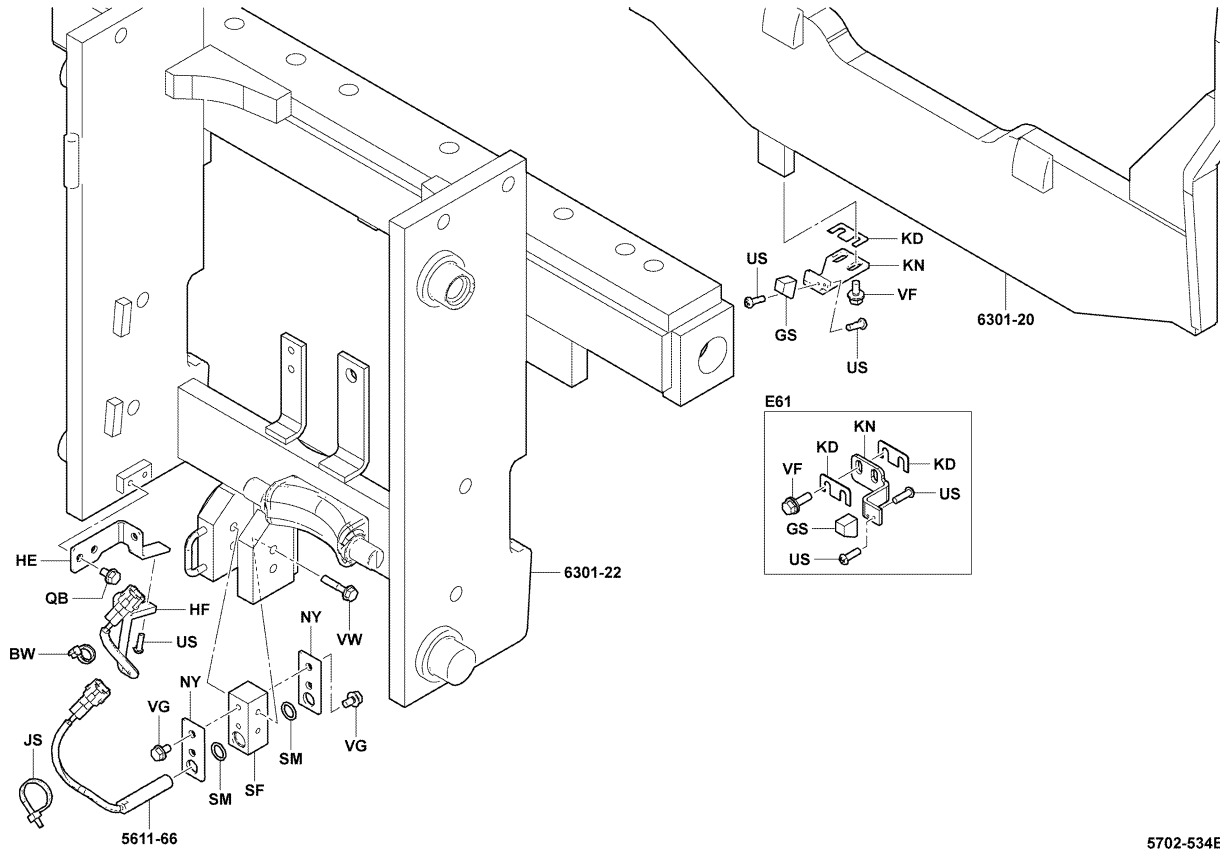
5702-533A

5702

METER & SWITCH  
INDICATEUR & COMMUTEUR

INSTRUMENTE & SCHALTER  
MEDIDOR E INTERRUPTOR

FSV..10,13,14,15,18,S10,S13,S14,S15,S18 (FORK LEVEL LAMP, LA



5702-534B

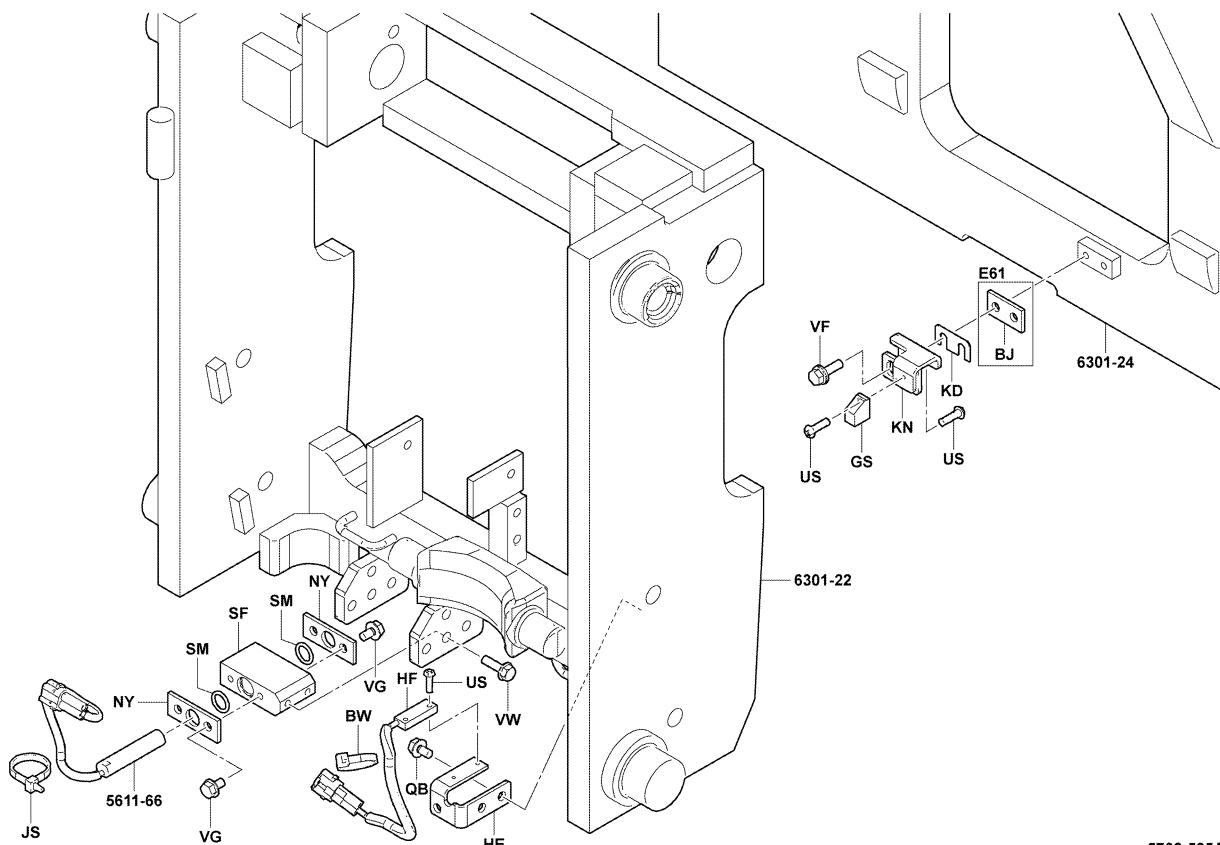
5702-534B

5702

METER & SWITCH  
INDICATEUR & COMMUTEUR

INSTRUMENTE & SCHALTER  
MEDIDOR E INTERRUPTOR

FSV..S20,S25 (FORK LEVEL LAMP, LASER MARKER)



5702-535A

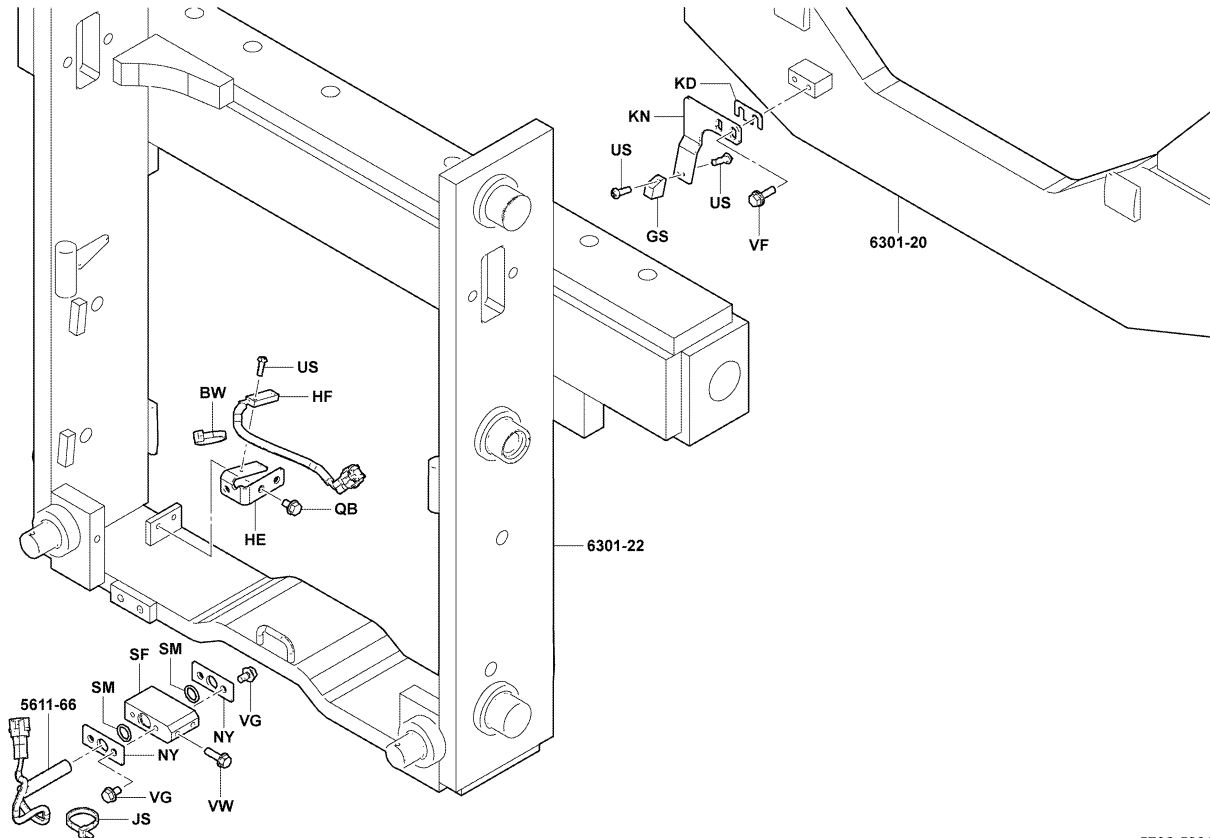
5702-535A

**5702**

**METER & SWITCH  
INDICATEUR & COMMUTEUR**

**INSTRUMENTE & SCHALTER  
MEDIDOR E INTERRUPTOR**

SV (FORK LEVEL LAMP, LASER MARKER)



5702-533A

5702-533A

**5702**

**METER & SWITCH  
INDICATEUR & COMMUTEUR**

**INSTRUMENTE & SCHALTER  
MEDIDOR E INTERRUPTOR**

PART NAME CODE	PART NAME	QTY	PART NAME CODE	PART NAME	QTY
5702-02	CAMERA ASSY ENS. DE CONTROLEUR STEUERTEIL, VOLLST. CONJUNTO DEL CONTROLADOR	1	5702-15A	KEY, CUT CLAVETTE SCHLUSSEL LLAVE	2
5702-03	MONITOR ASSY BOULON SCHRAUBE PERNO	1	5702-18	SWITCH ASSY, HORN ENS. DE INTERRUPTEUR SCHALTER, VOLLST. CONJUNTO DEL INTERRUPTOR	1
5702-04	ANTENNA ASSY ENS. DE EMBASE SOCKEL, VOLLST CONJUNTO DEL LA BASE	1	5702-19	SWITCH ASSY, STOP ENS. DE INTERRUPTEUR SCHALTER, VOLLST. CONJUNTO DEL INTERRUPTOR	1
5702-05	RELAY ASSY, FLASHER ENS. DE RELAIS RELAIS, VOLLST. CONJUNTO DEL RELE	1	5702-21	SWITCH ASSY ENS. DE INTERRUPTEUR SCHALTER, VOLLST. CONJUNTO DEL INTERRUPTOR	1
5702-09	SHOOTER ASSY, MAGIC EYE BALISE ROTATIVE UMLAUFWARNLEUCHE CONJUNTO DEL FARO GIRATORIO	1	5702-29	SWITCH ASSY, LAMP ENS. DE INTERRUPTEUR SCHALTER, VOLLST. CONJUNTO DEL INTERRUPTOR	1
5702-10	HORN ASSY ENS. D'AVERTISSEUR SONORE HORN, VOLLST. CONJUNTO DE LA BOCINA	1	5702-30	DISPLAY ASSY ENS. COMPTEUR ECRAN BILDSCHIRM CONJUNTO DE PANTALLA	1
5702-11	BUZZER ASSY, BACK ENS. DE AVERTISSEUR SUMMER, VOLLST. CONJUNTO DE ZUMBADOR	1	5702-32	METER ASSY, COMBINATION ENS. DE COMPTEUR INSTRUMENTEN, VOLLST. CONJUNTO DEL MEDIDOR	1
5702-13	SWITCH ASSY, TURN SIGNAL ENS. DE INTERRUPTEUR SCHALTER, VOLLST. CONJUNTO DEL INTERRUPTOR	1	5702-38	CHIME ASSY ENS. DE SONNERIE AKUSTISCHE ANZEIGE, VOLLST. CONJUNTO DEL TIMBRE	1
5702-14	SWITCH ASSY, LIGHT CONTROL ENS. DE INTERRUPTEUR SCHALTER, VOLLST. CONJUNTO DEL INTERRUPTOR	1	5702-39	SWITCH ASSY, BACK BUZZER ENS. DE INTERRUPTEUR SCHALTER, VOLLST. CONJUNTO DEL INTERRUPTOR	1
5702-15	SWITCH ASSY, STARTER ENS. DE INTERRUPTEUR SCHALTER, VOLLST. CONJUNTO DEL INTERRUPTOR	1	5702-40	SWITCH ASSY, LIMIT (FOR PUMP MOTOR) ENS. DE INTERRUPTEUR SCHALTER, VOLLST. CONJUNTO DEL INTERRUPTOR	1-2

5702		METER & SWITCH INDICATEUR & COMMUTEUR		INSTRUMENTE & SCHALTER MEDIDOR E INTERRUPTOR	
PART NAME CODE	PART NAME	QTY	PART NAME CODE	PART NAME	QTY
5702-42	SWITCH ASSY, LIMIT (FOR BRAKE) ----- ENS. DE INTERRUPTEUR SCHALTER, VOLLST. CONJUNTO DEL INTERRUPTOR	1	5702-90	FUSE ASSY ----- ENS. DE FUSIBLE SICHERUNGS, VOLLST. CONJUNTO DE FUSIBLE	2
5702-47	SWITCH ASSY, SEARCH LIGHT ----- ENS. DE INTERRUPTEUR SCHALTER, VOLLST. CONJUNTO DEL INTERRUPTOR	1	5702-90A	FUSE ----- FUSIBLE SICHERUNG FUSIBLE	4
5702-49	SWITCH ASSY, LIMIT ----- ENS. DE INTERRUPTEUR SCHALTER, VOLLST. CONJUNTO DEL INTERRUPTOR	1	5702-91	SWITCH ASSY, OPS ----- ENS. DE INTERRUPTEUR SCHALTER, VOLLST. CONJUNTO DEL INTERRUPTOR	1
5702-58	SWITCH ASSY, LIMIT ----- ENS. DE INTERRUPTEUR SCHALTER, VOLLST. CONJUNTO DEL INTERRUPTOR	1	5702-99	CONTROLLER ASSY ----- ENS. DE CONTROLEUR STEUERTEIL, VOLLST. CONJUNTO DEL CONTROLADOR	1
5702-66	CONTROLLER ASSY ----- ENS. DE CONTROLEUR STEUERTEIL, VOLLST. CONJUNTO DEL CONTROLADOR	1	5702-A9	NUT ----- ECROU MUTTER TUERCA	2
5702-70	SWITCH ASSY ----- ENS. DE INTERRUPTEURV SCHALTER, VOLLST. CONJUNTO DEL INTERRUPTOR	1	5702-AA	GROMMET ----- RONDELLE ISOLANTE DURCHFUHRUNG ANILLO PROTECTOR	1
5702-71	HEATER, MAGIC EYE ----- CHAUFFAGE HEIZUNG CALEFACTOR	1	5702-AR	ROLLER ----- GALET ROLLE RODILLO	1
5702-73	SENSOR ASSY, PRESSURE ----- ENS. DE DETECTEUR SENSOR, VOLLST. CONJUNTO DEL SENSOR	1	5702-AT	SPRING ----- RESSORT FEDER RESORTE	1
5702-76	BOX SUB-ASSY, SWITCH ----- SOUS-ENS. DE BOITIER KASTEN-TEILGRUPPE SUBCONJUNTO DE LA CAJA	1	5702-BA	SCREW ----- VIS SCHRAUBE TORNILLO	2
5702-82	SWITCH ASSY ----- ENS. DE INTERRUPTEUR SCHALTER, VOLLST. CONJUNTO DEL INTERRUPTOR	1	5702-BG	CLIP ----- AGRAFE CLIP FIJADOR	1-2

5702		METER & SWITCH INDICATEUR & COMMUTEUR		INSTRUMENTE & SCHALTER MEDIDOR E INTERRUPTOR	
PART NAME CODE	PART NAME	QTY	PART NAME CODE	PART NAME	QTY
5702-BH	PLATE ----- PLAQUE PLATTE PLACA	1	5702-D2	SCREW ----- VIS SCHRAUBE TORNILLO	1
5702-BN	CLAMP ----- PINSE KLEMME ABRAZADERA	1	5702-D5	SWITCH ASSY ----- ENS. DE INTERRUPTEUR SCHALTER, VOLLST. CONJUNTO DEL INTERRUPTOR	1
5702-BO	CLAMP ----- PINSE KLEMME ABRAZADERA	1	5702-D6	SWITCH ASSY ----- ENS. DE INTERRUPTEUR SCHALTER, VOLLST. CONJUNTO DEL INTERRUPTOR	1
5702-BP	BOX ASSY, SWITCH ----- ENS. DE BOITIER KASTEN, VOLLST. CONJUNTO DE LA CAJA	1	5702-DA	SWITCH ASSY ----- ENS. DE INTERRUPTEUR SCHALTER, VOLLST. CONJUNTO DEL INTERRUPTOR	1
5702-BT	CLAMP ----- PINSE KLEMME ABRAZADERA	1	5702-DH	CAP ASSY, SWITCH ----- ENS. DE CAPUCHON KAPPE, VOLLST. CONJUNTO DE LA TAPA	1
5702-BW	CLAMP ----- PINSE KLEMME ABRAZADERA	1	5702-DK	PLUG, HOLE ----- BOUCHON STOPFEN TAPON	1
5702-CA	LEVER ----- LEVIER HEBEL PALANCA	1	5702-DW	SOCKET ----- DOUILLE BUSHSE RECEPTACULO	1
5702-CJ	CLAMP ----- PINSE KLEMME ABRAZADERA	1-2	5702-E8	SUNSHADE, POC ----- VISIERE SONNENSCHUTZ PARASOL	1
5702-CK	SWITCH ASSY, LIMIT ----- ENS. DE INTERRUPTEUR SCHALTER, VOLLST. CONJUNTO DEL INTERRUPTOR	2	5702-E9	BRACKET, POC ----- SUPPORT TRAGER SOPORTE	1
5702-CV	BOLT ----- BOULON SCHRAUBE PERNO	1-2	5702-EP	BOLT ----- BOULON SCHRAUBE PERNO	1

5702		METER & SWITCH INDICATEUR & COMMUTATEUR		INSTRUMENTE & SCHALTER MEDIDOR E INTERRUPTOR	
PART NAME CODE	PART NAME	QTY	PART NAME CODE	PART NAME	QTY
5702-ER	<b>BOLT</b> BOULON SCHRAUBE PERNO	1	5702-GJ	<b>PLATE SUB-ASSY</b> SOUS-ENS. DE PLAQUE PLATTEN-TEILGRUPPE SUBCONJUNTO DE PLACA	1
5702-ES	<b>NUT</b> ECROU MUTTER TUERCA	1	5702-GS	<b>MAGNET</b> AIMANT MAGNET MAGNETO	1
5702-FB	<b>BOX, SWITCH</b> BOITIER KASTEN CAJA	1	5702-GY	<b>CONNECTOR</b> CONNECTEUR STECKVERBINDER CONECTOR	2
5702-FE	<b>BUSHING</b> BAGUE BUCHSE BUJE	1-2	5702-HD	<b>CAP</b> CAPUCHON KAPPE TAPA	2
5702-FT	<b>STOPPER</b> BUTEE ANSCHLAG TOPE	1	5702-HE	<b>BRACKET</b> SUPPORT TRAGER SOPORTE	1
5702-FU	<b>BRACKET</b> SUPPORT TRAGER SOPORTE	1	5702-HF	<b>SWITCH ASSY</b> ENS. DE INTERRUPTEUR SCHALTER, VOLLST. CONJUNTO DEL INTERRUPTOR	1
5702-G6	<b>CLAMP</b> PINSE KLEMME ABRAZADERA	2	5702-HK	<b>SWITCH ASSY</b> ENS. DE INTERRUPTEUR SCHALTER, VOLLST. CONJUNTO DEL INTERRUPTOR	1
5702-G8	<b>CLAMP</b> PINSE KLEMME ABRAZADERA	4	5702-HL	<b>SWITCH ASSY</b> ENS. DE INTERRUPTEUR SCHALTER, VOLLST. CONJUNTO DEL INTERRUPTOR	1
5702-GH	<b>COVER</b> COUVERCLE DECKEL CUBIERTA	1	5702-HM	<b>HARNES SUB-ASSY</b> SOUS-ENS. DE FAISCEAU KABELBAUM-TEILGRUPPE SUBCONJUNTO DEL RAMAL DE CABLES	1
5702-GI	<b>SWITCH ASSY, HEATER</b> ENS. DE INTERRUPTEUR SCHALTER, VOLLST. CONJUNTO DEL INTERRUPTOR	1	5702-HT	<b>RUBBER</b> CAOUTCHOUC GUMMI GOMA	2

5702		METER & SWITCH INDICATEUR & COMMUTATEUR		INSTRUMENTE & SCHALTER MEDIDOR E INTERRUPTOR	
PART NAME CODE	PART NAME	QTY	PART NAME CODE	PART NAME	QTY
5702-HX	<b>SWITCH ASSY</b> ENS. DE INTERRUPTEUR SCHALTER, VOLLST. CONJUNTO DEL INTERRUPTOR	1	5702-JP	<b>PLATE</b> PLAQUE PLATTE PLACA	1
5702-HY	<b>BRACKET SUB-ASSY</b> SOUS-ENS. DE SUPPORT TRAGER-TEILGRUPPE SUBCONJUNTO DE LA SOPORTE	1	5702-JQ	<b>BOLT</b> BOULON SCHRAUBE PERNO	1
5702-IC	<b>SCREW</b> VIS SCHRAUBE TORNILLO	2	5702-JS	<b>CLAMP</b> PINSE KLEMME ABRAZADERA	1-3
5702-J4	<b>SWITCH ASSY, WPER, FR</b> ENS. DE INTERRUPTEUR SCHALTER, VOLLST. CONJUNTO DEL INTERRUPTOR	1	5702-JT	<b>SWITCH ASSY, LIMIT</b> ENS. DE INTERRUPTEUR SCHALTER, VOLLST. CONJUNTO DEL INTERRUPTOR	1
5702-J7	<b>CONTACTOR ASSY</b> ENS. DE CONTACTEUR SCHALTSCHUTZ, VOLLST. CONJUNTO DE CONTACTOR	1	5702-JU	<b>BUSHING</b> BAGUE BUCHSE BUJE	1-2
5702-J8	<b>GROMMET</b> RONDELLE ISOLANTE DURCHFUHRUNG ANILLO PROTECTOR	1	5702-JV	<b>SEAL</b> JOINT ABDICHTUNG SELLO	1
5702-J9	<b>RING, O</b> ANNEAU RING ANILLO	1	5702-K1	<b>BOLT</b> BOULON SCHRAUBE PERNO	8
5702-JE	<b>BOLT</b> BOULON SCHRAUBE PERNO	1	5702-K2	<b>BOLT</b> BOULON SCHRAUBE PERNO	3
5702-JF	<b>BOLT</b> BOULON SCHRAUBE PERNO	1	5702-K3	<b>BOLT</b> BOULON SCHRAUBE PERNO	6
5702-JI	<b>SCREW</b> VIS SCHRAUBE TORNILLO	4	5702-K4	<b>BOLT</b> BOULON SCHRAUBE PERNO	4



5702		METER & SWITCH INDICATEUR & COMMUTEUR		INSTRUMENTE & SCHALTER MEDIDOR E INTERRUPTOR		
PART NAME CODE	PART NAME	QTY	PART NAME CODE	PART NAME	QTY	
5702-K5	FUSE ASSY ENS. DE FUSIBLE SICHERUNGS, VOLLST. CONJUNTO DE FUSIBLE	1	5702-LR	COVER SUB-ASSY SOUS-ENS. DE COUVERCLE DECKEL-TEILGRUPPE SUBCONJUNTO DE CUBIERTA	1	
5702-KC	BRACKET SUPPORT TRAGER SOPORTE	1	5702-LS	BRACKET SUB-ASSY SOUS-ENS. DE SUPPORT TRAGER-TEILGRUPPE SUBCONJUNTO DE LA SOPORTE	1	
5702-KD	SHIM CALE AUSGLEICHSCHEIBE CALCE	4-10	5702-LU	SPRING RESSORT FEDER RESORTE	1	
5702-KF	SCREW VIS SCHRAUBE TORNILLO	4	5702-LW	BRACKET SUB-ASSY SOUS-ENS. DE SUPPORT TRAGER-TEILGRUPPE SUBCONJUNTO DE LA SOPORTE	1	
5702-KL	BRACKET SUPPORT TRAGER SOPORTE	1	5702-LX	BRACKET SUB-ASSY SOUS-ENS. DE SUPPORT TRAGER-TEILGRUPPE SUBCONJUNTO DE LA SOPORTE	1	
5702-KN	BRACKET SUPPORT TRAGER SOPORTE	1	5702-LZ	SENSOR ASSY ENS. DE DETECTEUR SENSOR, VOLLST. CONJUNTO DEL SENSOR	1	
5702-KP	PIN, SPRING GOUPILLE STIFT PASADOR	1	5702-MD	BRACKET SUB-ASSY SOUS-ENS. DE SUPPORT TRAGER-TEILGRUPPE SUBCONJUNTO DE LA SOPORTE	1	
5702-KT	BOX SUB-ASSY SOUS-ENS. DE BOITIER KASTEN-TEILGRUPPE SUBCONJUNTO DE LA CAJA	1	5702-MF	BRACKET SUB-ASSY SOUS-ENS. DE SUPPORT TRAGER-TEILGRUPPE SUBCONJUNTO DE LA SOPORTE	1	
5702-KX	PLATE PLAQUE PLATTE PLACA	1	5702-MJ	BRACKET SUB-ASSY SOUS-ENS. DE SUPPORT TRAGER-TEILGRUPPE SUBCONJUNTO DE LA SOPORTE	2	
5702-LC	COVER COUVERCLE DECKEL CUBIERTA	1	5702-MK	BRACKET SUB-ASSY SOUS-ENS. DE SUPPORT TRAGER-TEILGRUPPE SUBCONJUNTO DE LA SOPORTE	1	

5702		METER & SWITCH INDICATEUR & COMMUTEUR		INSTRUMENTE & SCHALTER MEDIDOR E INTERRUPTOR		
PART NAME CODE	PART NAME	QTY	PART NAME CODE	PART NAME	QTY	
5702-MP	SENSOR ASSY ENS. DE DETECTEUR SENSOR, VOLLST. CONJUNTO DEL SENSOR	2	5702-NY	PLATE PLAQUE PLATTE PLACA	2	
5702-MU	SWITCH ASSY ENS. DE INTERRUPTEUR SCHALTER, VOLLST. CONJUNTO DEL INTERRUPTOR	1	5702-NZ	PLATE PLAQUE PLATTE PLACA	1	
5702-MV	SPRING RESSORT FEDER RESORTE	1	5702-PD	GROMMET RONDELLE ISOLANTE DURCHFUHRUNG ANILLO PROTECTOR	1	
5702-MX	BRACKET SUB-ASSY SOUS-ENS. DE SUPPORT TRAGER-TEILGRUPPE SUBCONJUNTO DE LA SOPORTE	1	5702-PJ	SCREW VIS SCHRAUBE TORNILLO	2	
5702-MY	LEVER LEVIER HEBEL PALANCA	1	5702-PM	SHAFT ARBRE WELLE EJE	1	
5702-NF	RELAY ASSY ENS. DE RELAIS RELAIS, VOLLST. CONJUNTO DEL RELE	1	5702-PS	COLLAR COLLIER BUCHSE COLLAR	1	
5702-NG	RELAY ASSY ENS. DE RELAIS RELAIS, VOLLST. CONJUNTO DEL RELE	1-2	5702-PV	PIN, SPRING GOUPILLE STIFT PASADOR	1	
5702-NJ	SOCKET DOUILLE BUSHSE RECEPTACULO	1	5702-QB	BOLT BOULON SCHRAUBE PERNO	2-4	
5702-NM	BAND BANDE BAND BANDA	3	5702-QN	NUT ECROU MUTTER TUERCA	1	
5702-NR	RUBBER CAOUTCHOUC GUMMI GOMA	1	5702-RK	CONTACTOR ASSY ENS. DE CONTACTEUR SCHALTSCHUTZ, VOLLST. CONJUNTO DE CONTACTOR	1	

5702		METER & SWITCH INDICATEUR & COMMUTATEUR		INSTRUMENTE & SCHALTER MEDIDOR E INTERRUPTOR	
PART NAME CODE	PART NAME	QTY	PART NAME CODE	PART NAME	QTY
5702-RL	SEAL, OIL JOINT ABDICHTUNG SELLO	1	5702-SF	BOSS BOSSAGE FLANSCH TETON	1
5702-RM	CABLE CABLE SEILZUG CABLE	1	5702-SM	RING, O ANNEAU RING ANILLO	2
5702-RN	CABLE CABLE SEILZUG CABLE	1	5702-TF	SCREW VIS SCHRAUBE TORNILLO	2
5702-RP	RING, O ANNEAU RING ANILLO	1	5702-TM	BOLT BOULON SCHRAUBE PERNO	4
5702-RT	BRACKET SUPPORT TRAGER SOPORTE	1	5702-TN	BOLT BOULON SCHRAUBE PERNO	2
5702-RU	BRACKET SUPPORT TRAGER SOPORTE	1	5702-TO	BOLT BOULON SCHRAUBE PERNO	2
5702-RW	BRACKET SUPPORT TRAGER SOPORTE	1	5702-TP	BOLT BOULON SCHRAUBE PERNO	1-2
5702-RX	SCREW VIS SCHRAUBE TORNILLO	1-2	5702-TQ	BOLT BOULON SCHRAUBE PERNO	2
5702-RY	SCREW VIS SCHRAUBE TORNILLO	2	5702-TR	BOLT BOULON SCHRAUBE PERNO	1
5702-SA	CAP CAPUCHON KAPPE TAPA	2	5702-TS	BOLT BOULON SCHRAUBE PERNO	4

5702		METER & SWITCH INDICATEUR & COMMUTATEUR		INSTRUMENTE & SCHALTER MEDIDOR E INTERRUPTOR	
PART NAME CODE	PART NAME	QTY	PART NAME CODE	PART NAME	QTY
5702-TV	BOLT BOULON SCHRAUBE PERNO	1-2	5702-VF	BOLT BOULON SCHRAUBE PERNO	2
5702-TW	BOLT BOULON SCHRAUBE PERNO	1	5702-VG	BOLT BOULON SCHRAUBE PERNO	4
5702-TY	SCREW VIS SCHRAUBE TORNILLO	1-2	5702-VP	SCREW VIS SCHRAUBE TORNILLO	2
5702-TZ	SCREW VIS SCHRAUBE TORNILLO	1-3	5702-VW	BOLT BOULON SCHRAUBE PERNO	2
5702-UA	BOLT BOULON SCHRAUBE PERNO	8-11	5702-WF	BRACKET SUB-ASSY SOUS-ENS. DE SUPPORT TRAGER-TEILGRUPPE SUBCONJUNTO DE LA SOPORTE	1
5702-UJ	CONNECTOR ASSY ENS. DE CONNECTEUR STECKVERBINDER, VOLLST. CONJUNTO DE CONECTOR	1	5702-VI	GROMMET RONDELLE ISOLANTE DURCHFÜHRUNG ANILLO PROTECTOR	1
5702-US	SCREW VIS SCHRAUBE TORNILLO	4	5702-XD	HEATER ASSY ENS. DE CHAUFFAGE HEIZUNG, VOLLST. CONJUNTO DEL CALEFACTOR	1
5702-UV	SEAL, OIL JOINT ABDICHTUNG SELLO	1	5702-XN	BOLT BOULON SCHRAUBE PERNO	6
5702-UW	SEAL JOINT ABDICHTUNG SELLO	1	5702-XR	RELAY ASSY ENS. DE RELAIS RELAIS, VOLLST. CONJUNTO DEL RELE	1
5702-UX	SEAL JOINT ABDICHTUNG SELLO	1	5702-XX	SWITCH ASSY ENS. DE INTERRUPTEUR SCHALTER, VOLLST. CONJUNTO DEL INTERRUPTOR	1

5702		METER & SWITCH INDICATEUR & COMMUTATEUR		INSTRUMENTE & SCHALTER MEDIDOR E INTERRUPTOR	
PART NAME CODE	PART NAME	QTY	PART NAME CODE	PART NAME	QTY
5702-YC	GROMMET ----- RONDELLE ISOLANTE DURCHF7 HRUNG ANILLO PROTECTOR	3			
5702-ZB	RELAY ASSY ----- ENS. DE RELAIS RELAIS, VOLLST. CONJUNTO DEL RELE	1			
5702-ZK	BOLT ----- BOULON SCHRAUBE PERNO	2			
5702-ZL	BOLT ----- BOULON SCHRAUBE PERNO	3			
5702-ZR	BOLT ----- BOULON SCHRAUBE PERNO	2			
5702-ZT	BOLT ----- BOULON SCHRAUBE PERNO	2			
5702-ZV	BOLT ----- BOULON SCHRAUBE PERNO	2			
5702-ZW	CONNECTOR ASSY ----- ENS. DE CONNECTEUR STECKVERBINDER, VOLLST. CONJUNTO DE CONECTOR	1			

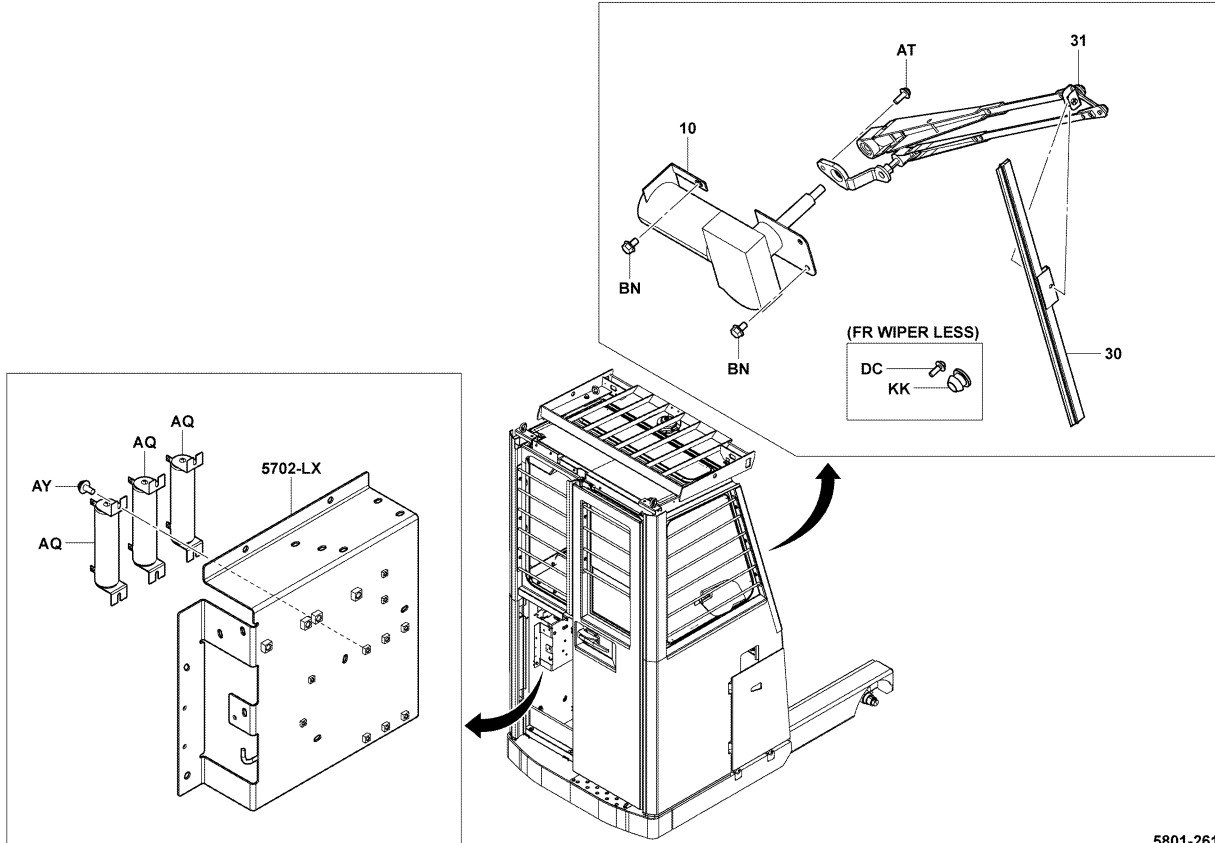
5702		METER & SWITCH INDICATEUR & COMMUTATEUR		INSTRUMENTE & SCHALTER MEDIDOR E INTERRUPTOR	
PART NAME CODE	PART NAME	QTY	PART NAME CODE	PART NAME	QTY

**5801**

**WIPER MOTOR & BLADE**  
**MOTEUR & BRAS D'ESSUIE-GLACE**

**SCHEIBENWISCHERMOTOR & WISCHER**  
**MOTOR Y CUCHILLA DEL LIMPIADOR**

15,18,20,25,30,S15,S18,S20,S25 (S-CABIN-SUPER)



5801-261

5801-261\_

**5801**

**WIPER MOTOR & BLADE**  
**MOTEUR & BRAS D'ESSUIE-GLACE**

**SCHEIBENWISCHERMOTOR & WISCHER**  
**MOTOR Y CUCHILLA DEL LIMPIADOR**

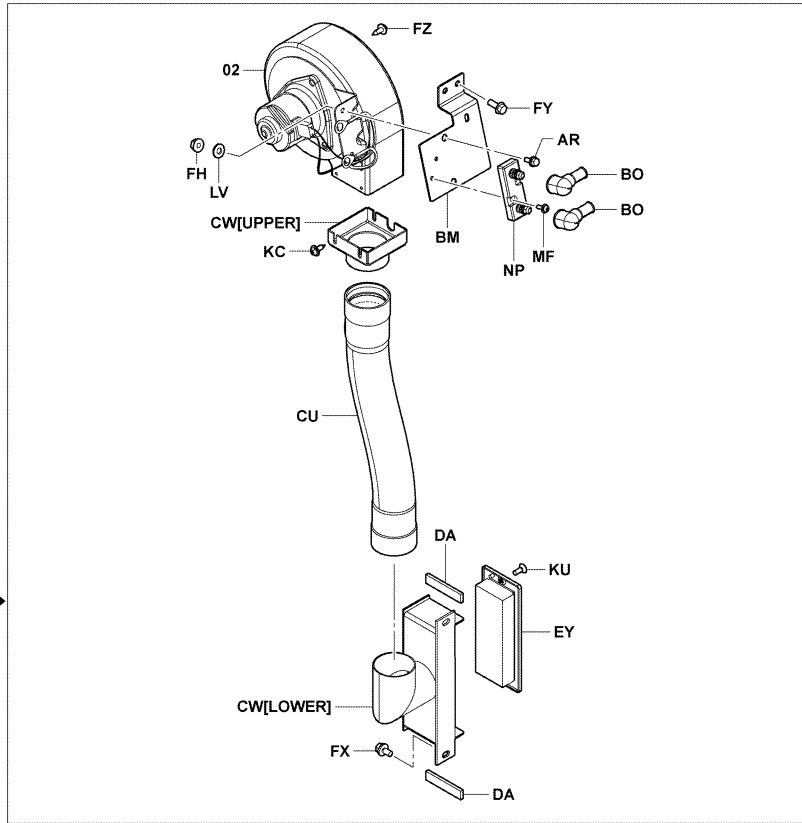
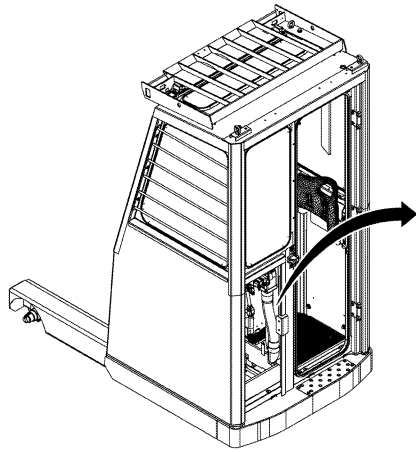
PART NAME CODE	PART NAME	QTY	PART NAME CODE	PART NAME	QTY
5801-10	MOTOR ASSY, WIPER ----- ENS. DE MOTEUR MOTOR, VOLLST. CONJUNTO DEL MOTOR	1			
5801-30	BLADE SUB-ASSY, WIPER ----- SOUS-ENS. DE LAME SCHAUFEL-TEILGRUPPE SUBCONJUNTO DE LA CUCHILLA	1			
5801-31	ARM SUB-ASSY, WIPER ----- SOUS-ENS. DE BRAS ARM-TEILGRUPPE SUBCONJUNTO DEL BRAZO	1			
5801-AQ	RESISTOR ASSY ----- ENS. DE RESISTANCE WIDERSTAND, VOLLST. CONJUNTO DEL RESISTOR	3			
5801-AT	SCREW ----- VIS SCHRAUBE TORNILLO	1			
5801-AY	SCREW ----- VIS SCHRAUBE TORNILLO	6			
5801-BN	BOLT ----- BOULON SCHRAUBE PERNO	3			
5801-DC	SCREW ----- VIS SCHRAUBE TORNILLO	1			
5801-KK	PLUG, HOLE ----- BOUCHON STOPFEN TAPON	1			

**5802**

**HEATER  
CHAUFFAGE**

**HEIZUNG  
CALEFACTOR**

15,18,20,25,30,S15,S18,S20,S25 (S-CABIN-SUPER)



5802-335

5802-335\_

**5802**

**HEATER  
CHAUFFAGE**

**HEIZUNG  
CALEFACTOR**

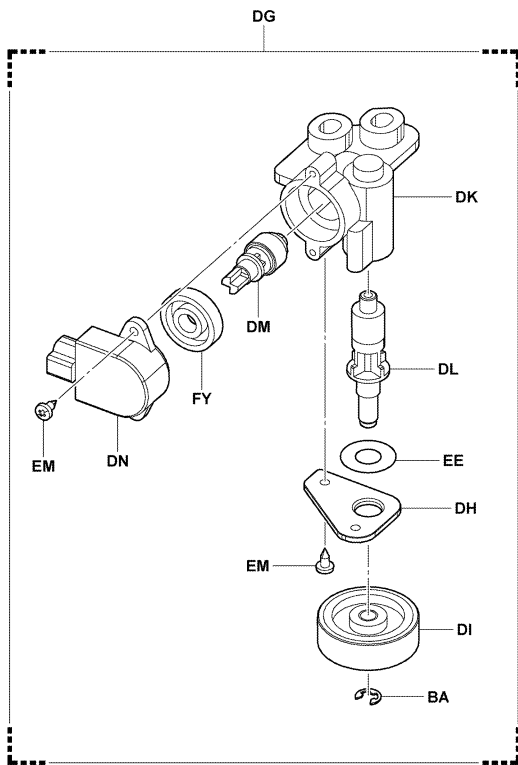
PART NAME CODE	PART NAME	QTY	PART NAME CODE	PART NAME	QTY
5802-02	HEATER ASSY ENS. DE CHAUFFAGE HEIZUNG, VOLLST. CONJUNTO DEL CALEFACTOR	1	5802-FY	BOLT BOULON SCHRAUBE PERNO	2
5802-AR	BOLT BOULON SCHRAUBE PERNO	2	5802-FZ	SCREW VIS SCHRAUBE TORNILLO	3
5802-BM	PLATE PLAQUE PLATTE PLACA	1	5802-KC	SCREW VIS SCHRAUBE TORNILLO	4
5802-BO	CAP CAPUCHON KAPPE TAPA	2	5802-KU	SCREW VIS SCHRAUBE TORNILLO	2
5802-CU	HOSE, DEFROSTER FLEXIBLE SCHLAUCH MANGUERA	1	5802-LV	WASHER, PLATE RODELLE UNTERLEGSCHIEBE ARANDELA	2
5802-CW	DUCT SUB-ASSY SOUS-ENS. DE CONDUIT KANAL-TEILGRUPPE SUBCONJUNTO DE CONDUCTO	1	5802-MF	SCREW VIS SCHRAUBE TORNILLO	2
5802-DA	SPONGE EPONGE SCHWAMM ESPONJA	2	5802-NP	BASE EMBASE SOCKEL BASE	1
5802-EY	GRILLE ASSY ENS. DE GRILLE KÜHLERGITTER, VOLLST. CONJUNTO DE LA REJILLA	1			
5802-FH	NUT ECROU MUTTER TUERCA	2			
5802-FX	BOLT BOULON SCHRAUBE PERNO	2			

5803

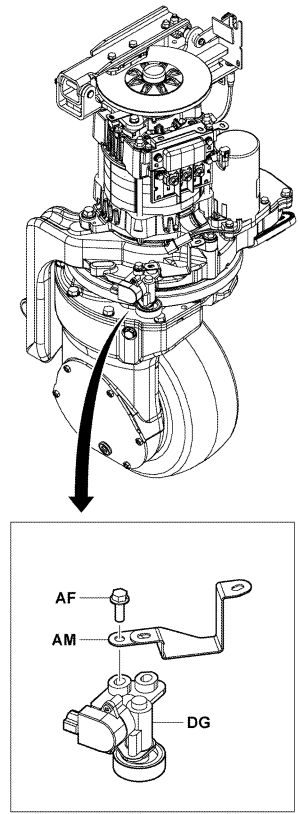
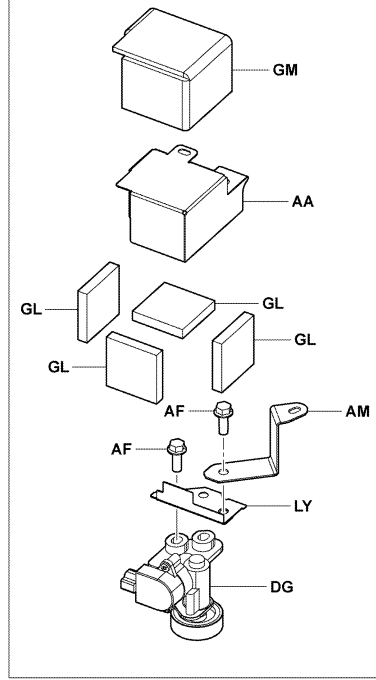
SENSOR  
DETECTEUR

SENSOR  
SENSOR

[WHEEL ANGLE SENSOR]



(S-CABIN-SUPER)



5803-703

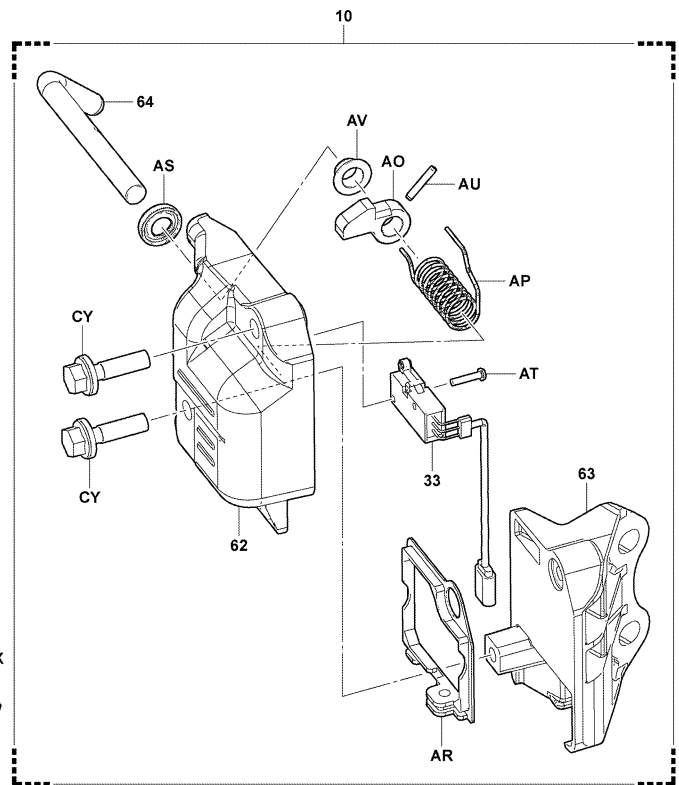
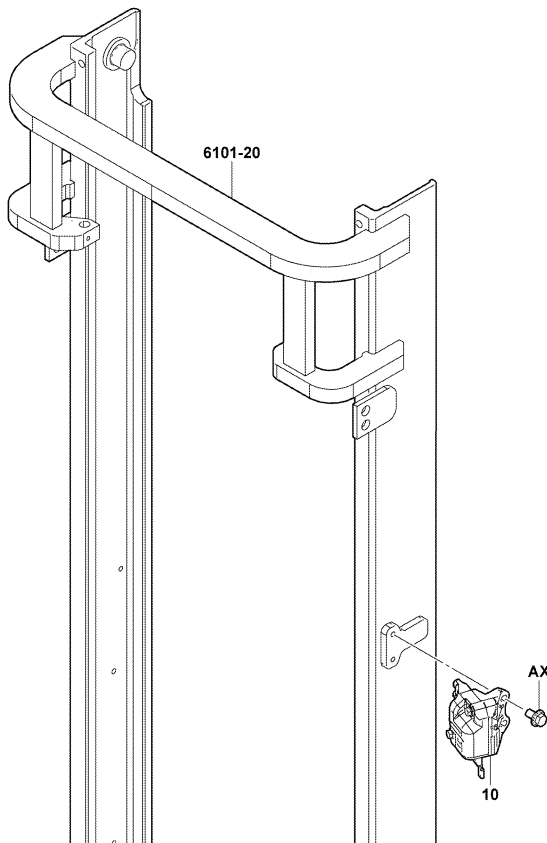
5803-703\_

5803

SENSOR  
DETECTEUR

SENSOR  
SENSOR

V "H3300-H5000" [HEIGHT SENSOR]



5803-698

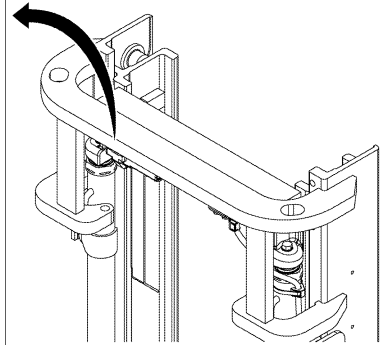
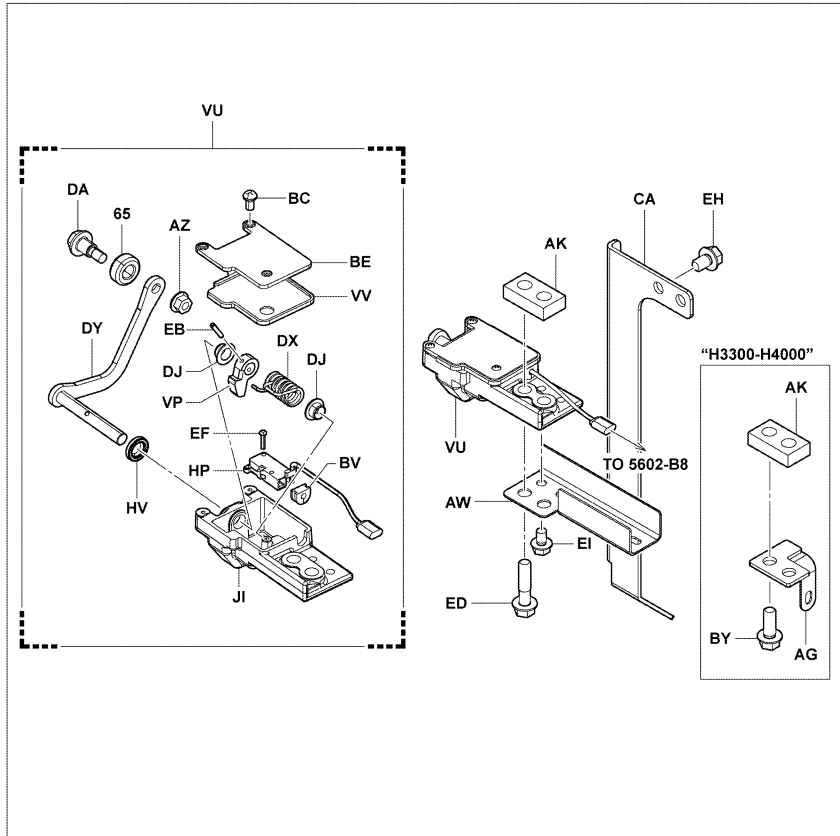
5803-698\_

5803

SENSOR  
DETECTEUR

SENSOR  
SENSOR

V..10,13,15,18 (AUSTRALIA\_1) [HEIGHT SENSOR]



5803-707

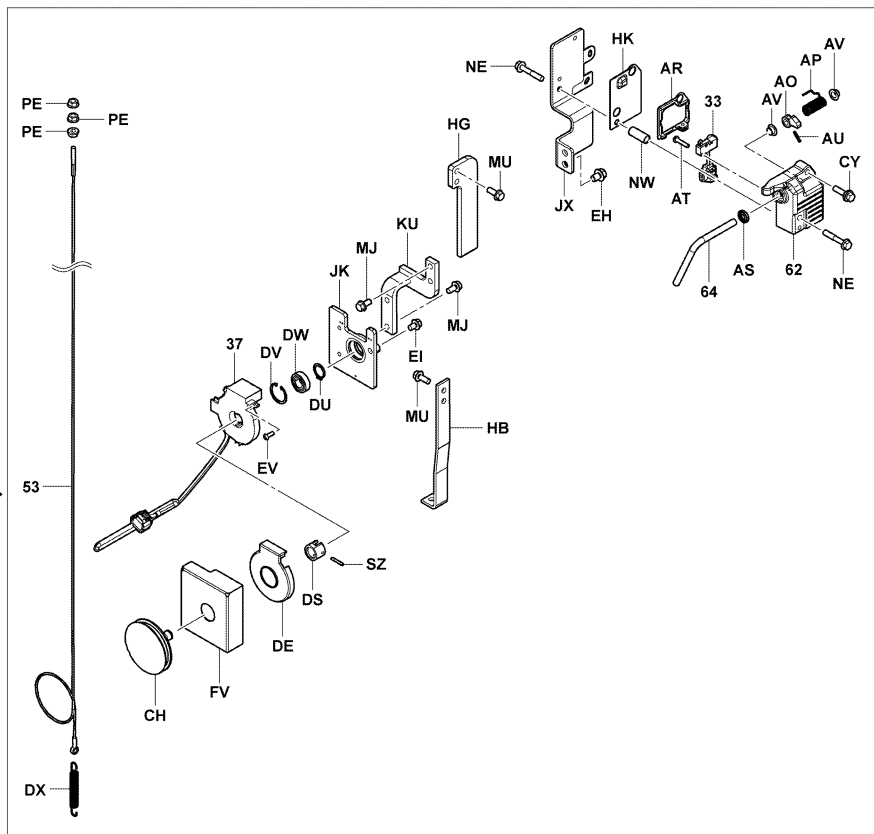
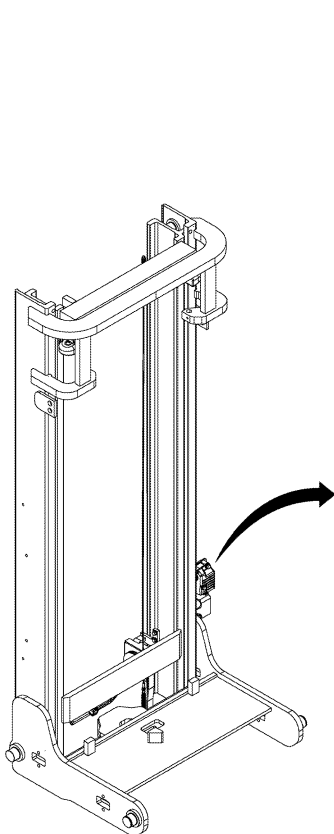
5803-707\_

5803

SENSOR  
DETECTEUR

SENSOR  
SENSOR

V (AFS) [HEIGHT SENSOR]



5803-708

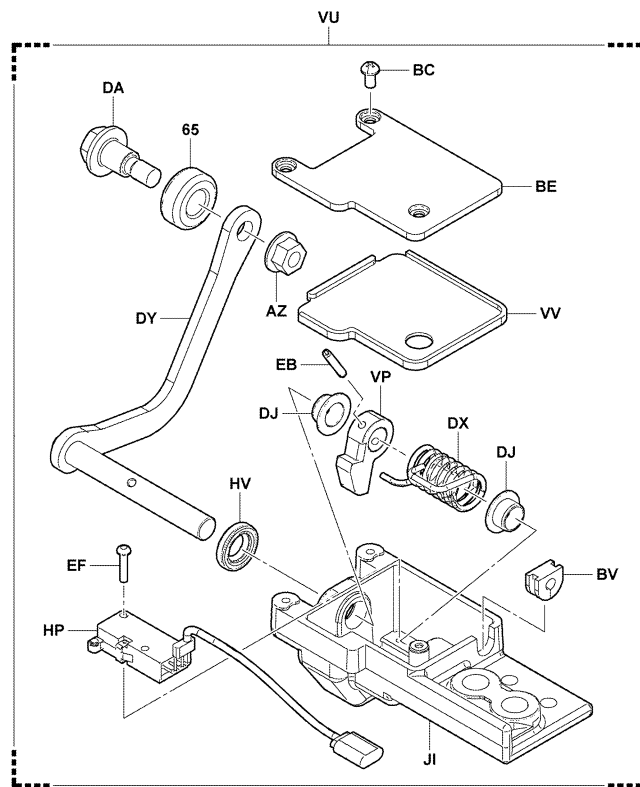
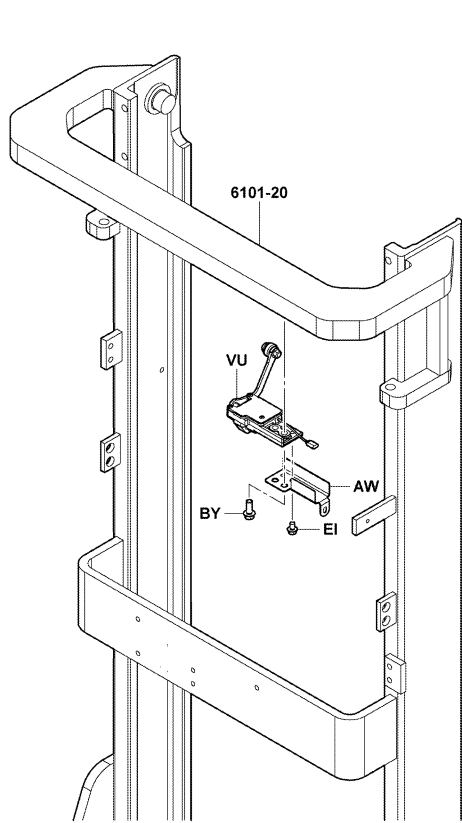
5803-708\_

5803

SENSOR  
DETECTEUR

SENSOR  
SENSOR

FSV [HEIGHT SENSOR]



5803-709

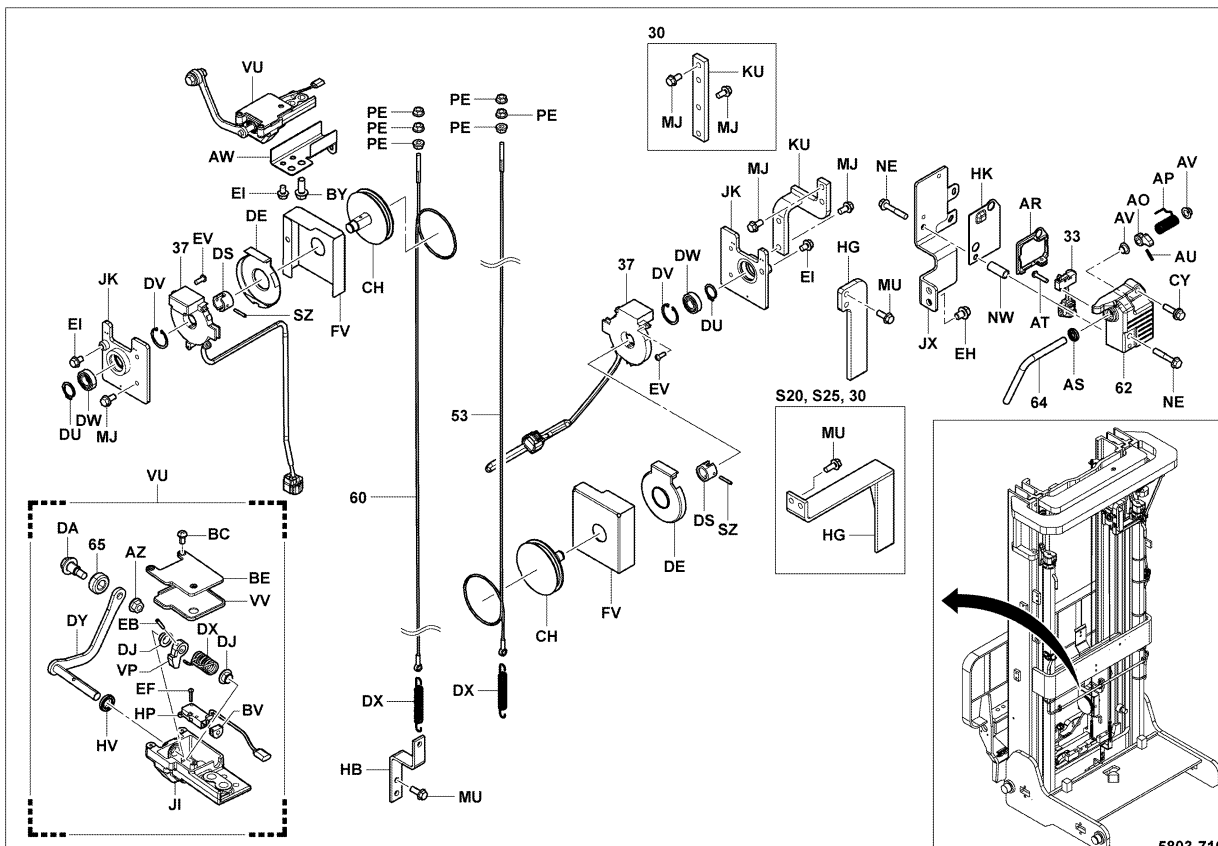
5803-709\_

5803

SENSOR  
DETECTEUR

SENSOR  
SENSOR

FSV (AFS) [HEIGHT SENSOR]



5803-710

5803-710\_

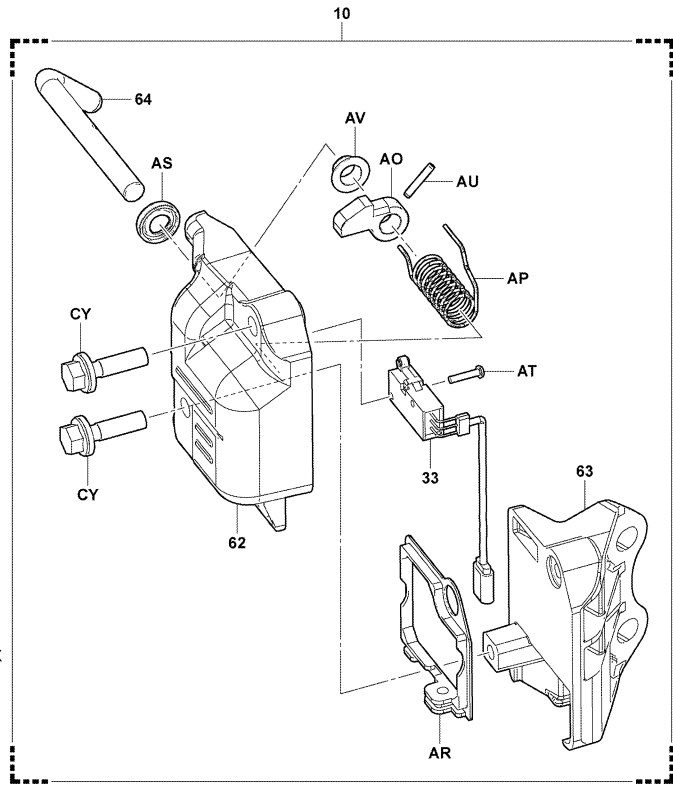
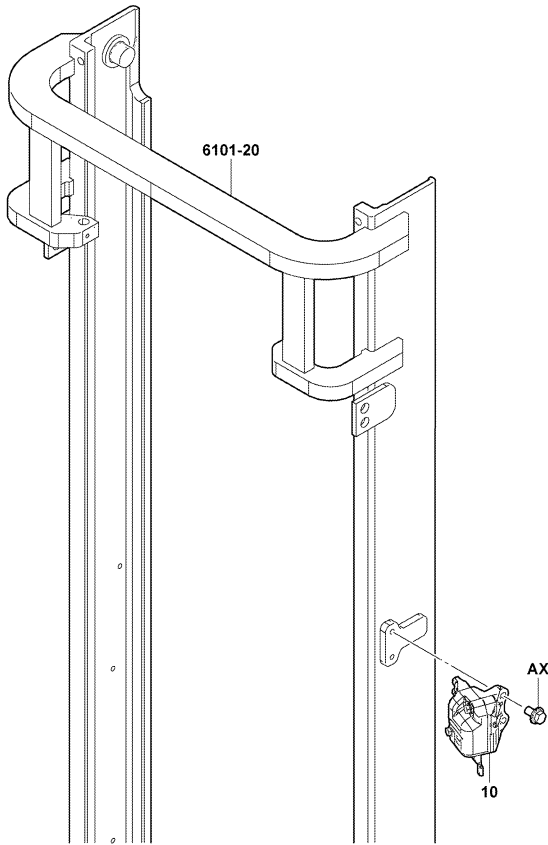


5803

SENSOR  
DETECTEUR

SENSOR  
SENSOR

SV "H3300-H5000" [HEIGHT SENSOR]



5803-698

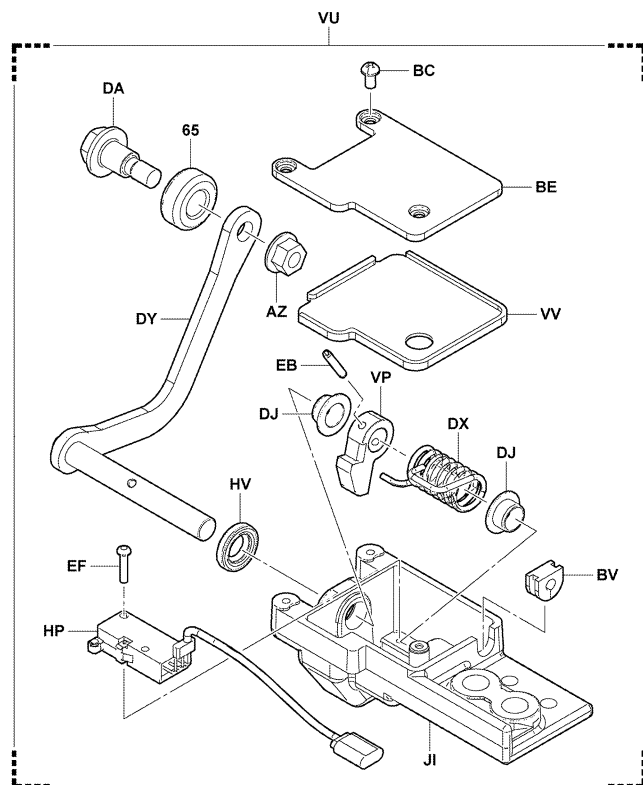
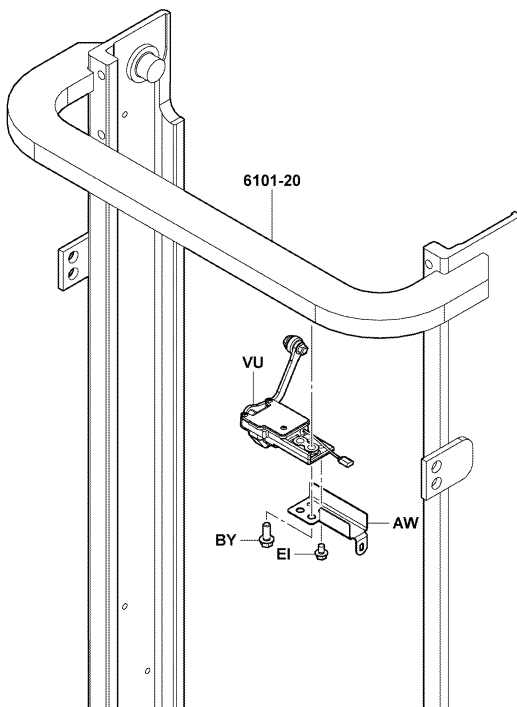
5803-698\_

5803

SENSOR  
DETECTEUR

SENSOR  
SENSOR

FV "H3300-H4000" [HEIGHT SENSOR]



5803-711

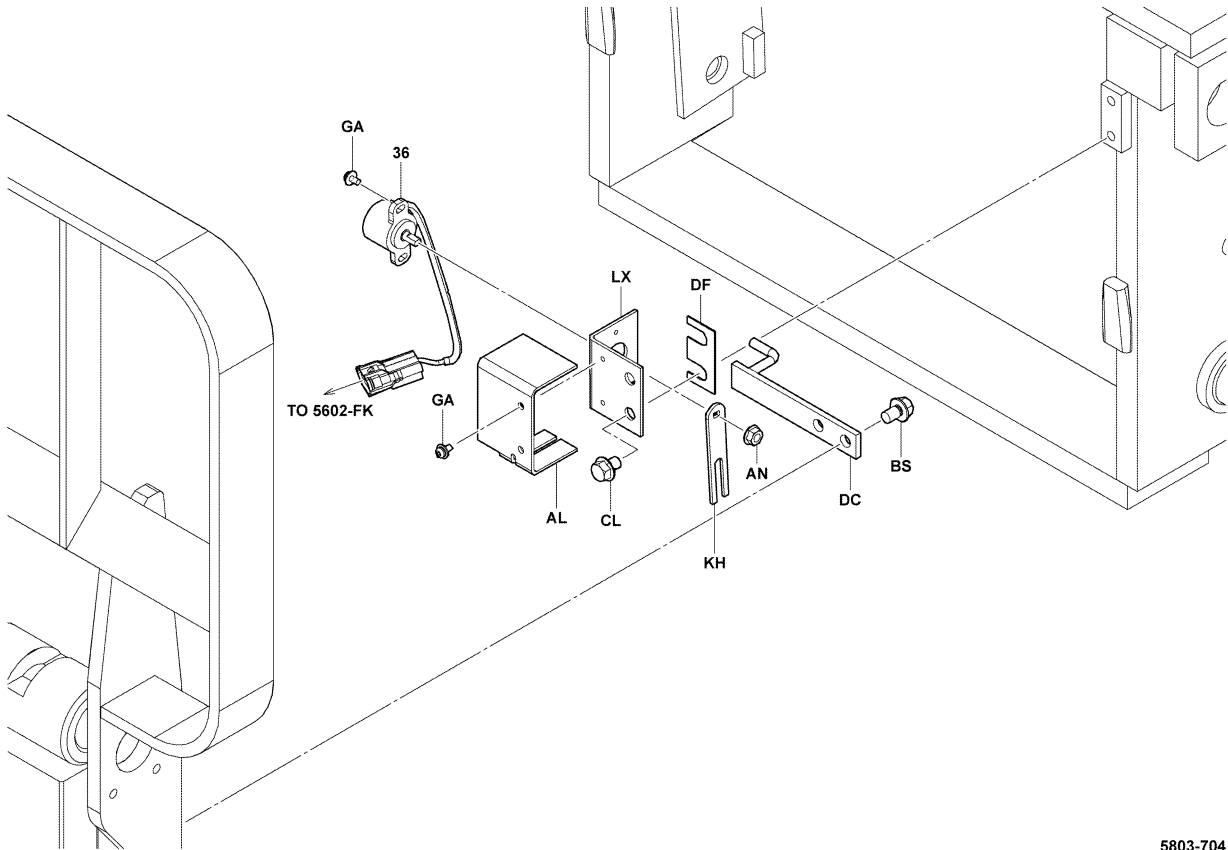
5803-711\_

5803

SENSOR  
DETECTEUR

SENSOR  
SENSOR

V (AFS) [TILT ANGLE SENSOR]



5803-704

5803-704\_

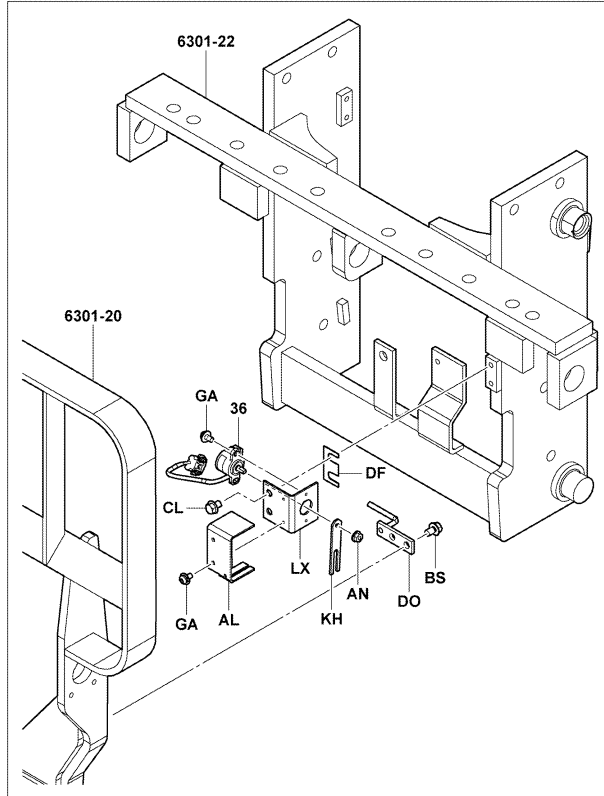
5803

SENSOR  
DETECTEUR

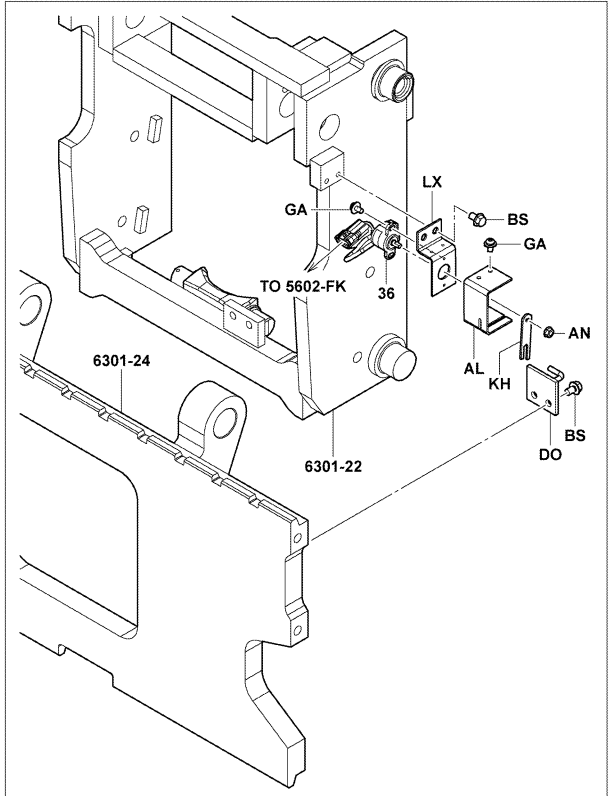
SENSOR  
SENSOR

FSV (AFS) [TILT ANGLE SENSOR]

10, 13, 14, 15, 18, S10, S13, S14, S15, S18



S20, S25, 30



5803-705

5803-705\_

5803			SENSOR DETECTEUR			SENSOR SENSOR		
PART NAME CODE	PART NAME	QTY	PART NAME CODE	PART NAME	QTY			
5803-10	SENSOR ASSY, HEIGHT ENS. DE DETECTEUR SENSOR, VOLLST. CONJUNTO DEL SENSOR	1	5803-AA	COVER COUVERCLE DECKEL CUBIERTA	1			
5803-33	SWTCH ASSY, HEIGHT ENS. DE INTERRUPTEUR SCHALTER, VOLLST. CONJUNTO DEL INTERRUPTEUR	1	5803-AF	BOLT BOULON SCHRAUBE PERNO	2-3			
5803-36	SENSOR ASSY, ROTARY POSITION ENS. DE DETECTEUR SENSOR, VOLLST. CONJUNTO DEL SENSOR	1	5803-AG	BRACKET SUPPORT TRAGER SOPORTE	1			
5803-37	SENSOR ASSY, LENGTH ENS. DE DETECTEUR SENSOR, VOLLST. CONJUNTO DEL SENSOR	1-2	5803-AK	PLATE PLAQUE PLATTE PLACA	1-2			
5803-53	WIRE SUB-ASSY, HEIGHT SENSOR SOUS-ENS. DE FIL DRAHT-TEILGRUPPE SUBCONJUNTO DE ALAMBRE	1	5803-AL	COVER COUVERCLE DECKEL CUBIERTA	1			
5803-60	WIRE SUB-ASSY, HEIGHT SENSOR SOUS-ENS. DE FIL DRAHT-TEILGRUPPE SUBCONJUNTO DE ALAMBRE	1	5803-AM	BRACKET SUB-ASSY SOUS-ENS. DE SUPPORT TRAGER-TEILGRUPPE SUBCONJUNTO DE LA SOPORTE	1			
5803-62	BOX, HEIGHT SENSOR BOITIER KASTEN CAJA	1	5803-AN	NUT ECROU MUTTER TUERCA	1			
5803-63	BRACKET, HEIGHT SENSOR SUPPORT TRAGER SOPORTE	1	5803-AO	PLATE PLAQUE PLATTE PLACA	1			
5803-64	LEVER LEVIER HEBEL PALANCA	1	5803-AP	SPRING RESSORT FEDER RESORTE	1			
5803-65	ROLLER GALET ROLLE RODILLO	1	5803-AR	SEAL JOINT ABDICHTUNG SELLO	1			

5803			SENSOR DETECTEUR			SENSOR SENSOR		
PART NAME CODE	PART NAME	QTY	PART NAME CODE	PART NAME	QTY			
5803-AS	SEAL, OIL JOINT ABDICHTUNG SELLO	1	5803-BS	BOLT BOULON SCHRAUBE PERNO	2-4			
5803-AT	SCREW VIS SCHRAUBE TORNILLO	2	5803-BV	SEAL JOINT ABDICHTUNG SELLO	1			
5803-AU	PIN, SPRING GOUPILLE STIFT PASADOR	1	5803-BY	BOLT BOULON SCHRAUBE PERNO	2			
5803-AV	BUSHING BAGUE BUCHSE BUJE	1-2	5803-CA	PLATE PLAQUE PLATTE PLACA	1			
5803-AW	COVER COUVERCLE DECKEL CUBIERTA	1	5803-CH	PULLEY POULIE RIEMENSCHIEBE POLEA	1-2			
5803-AX	BOLT BOULON SCHRAUBE PERNO	2	5803-CL	BOLT BOULON SCHRAUBE PERNO	2			
5803-AZ	NUT ECROU MUTTER TUERCA	1	5803-CY	BOLT BOULON SCHRAUBE PERNO	1-2			
5803-BA	RING, E ANNEAU RING ANILLO	1	5803-DA	SHAFT ARBRE WELLE EJE	1			
5803-BC	SCREW VIS SCHRAUBE TORNILLO	3	5803-DC	BAR SUB-ASSY, SENSOR SOUS-ENS. DE BAR STAB-TEILGRUPPE SUBCONJUNTO DEL BARRA	1			
5803-BE	PLATE PLAQUE PLATTE PLACA	1	5803-DE	COVER, SENSOR COUVERCLE DECKEL CUBIERTA	1-2			

5803		SENSOR DETECTEUR		SENSOR SENSOR	
PART NAME CODE	PART NAME	QTY	PART NAME CODE	PART NAME	QTY
5803-DF	SHIM ----- CALE AUSGLEICHSCHEIBE CALCE	99	5803-DU	RING, SHAFT SNAP ----- ANNEAU RING ANILLO	1-2
5803-DG	SENSOR ASSY, WHEEL ANGLE ----- ENS. DE DETECTEUR SENSOR, VOLLST. CONJUNTO DEL SENSOR	1	5803-DV	RING, HOLE SNAP ----- ANNEAU RING ANILLO	1-2
5803-DH	COVER, WHEEL ANGLE ----- COUVERCLE DECKEL CUBIERTA	1	5803-DW	BEARING ----- ROULEMENT LAGER COJINETE	1-2
5803-DI	GEAR ----- PIGNON ZAHNRAD ENGRANAJE	1	5803-DX	SPRING ----- RESSORT FEDER RESORTE	1-2
5803-DJ	BUSHING ----- BAGUE BUCHSE BUJE	2	5803-DY	LEVER ----- LEVIER HEBEL PALANCA	1
5803-DK	CASE, WHEEL INDICATOR ----- CARTER GEH. USE CAJA	1	5803-EB	PIN, SPRING ----- GOUVILLE STIFT PASADOR	1
5803-DL	SHAFT, WORM ----- ARBRE WELLE EJE	1	5803-ED	BOLT ----- BOULON SCHRAUBE PERNO	2
5803-DM	SHAFT, WHEEL ANGLE ----- ARBRE WELLE EJE	1	5803-EE	WASHER, THRUST ----- RODELLE UNTERLEGSCHIEBE ARANDELA	1
5803-DN	SENSOR ----- DETECTEUR SENSOR SENSOR	1	5803-EF	SCREW ----- VIS SCHRAUBE TORNILLO	2
5803-DS	COLLAR ----- COLLIER BUCHSE COLLAR	1-2	5803-EH	BOLT ----- BOULON SCHRAUBE PERNO	2

5803		SENSOR DETECTEUR		SENSOR SENSOR	
PART NAME CODE	PART NAME	QTY	PART NAME CODE	PART NAME	QTY
5803-EI	BOLT ----- BOULON SCHRAUBE PERNO	1-4	5803-HK	BRACKET ----- SUPPORT TRAGER SOPORTE	1
5803-EM	SCREW ----- VIS SCHRAUBE TORNILLO	4	5803-HP	SWITCH ASSY, HEIGHT ----- ENS. DE INTERRUPTEUR SCHALTER, VOLLST. CONJUNTO DEL INTERRUPUTOR	1
5803-EV	SCREW ----- VIS SCHRAUBE TORNILLO	3-6	5803-HV	SEAL, OIL ----- JOINT ABDICHTUNG SELLO	1
5803-FV	COVER ----- COUVERCLE DECKEL CUBIERTA	1-2	5803-JI	BOX ASSY ----- ENS. DE BOITIER KASTEN, VOLLST. CONJUNTO DE LA CAJA	1
5803-FY	BUSHING ----- BAGUE BUCHSE BUJE	1	5803-JK	BRACKET SUB-ASSY ----- SOUS-ENS. DE SUPPORT TRAGER-TEILGRUPPE SUBCONJUNTO DE LA SOPORTE	1-2
5803-GA	SCREW ----- VIS SCHRAUBE TORNILLO	4	5803-JX	PLATE SUB-ASSY ----- SOUS-ENS. DE PLAQUE PLATTEN-TEILGRUPPE SUBCONJUNTO DE PLACA	1
5803-GL	SPONGE ----- EPONGE SCHWAMM ESPONJA	4	5803-KH	PLATE ----- PLAQUE PLATTE PLACA	1
5803-GM	SPONGE ----- EPONGE SCHWAMM ESPONJA	1	5803-KU	PLATE SUB-ASSY ----- SOUS-ENS. DE PLAQUE PLATTEN-TEILGRUPPE SUBCONJUNTO DE PLACA	1
5803-HB	PLATE ----- PLAQUE PLATTE PLACA	1	5803-LX	BRACKET ----- SUPPORT TRAGER SOPORTE	1
5803-HG	PLATE ----- PLAQUE PLATTE PLACA	1	5803-LY	BRACKET ----- SUPPORT TRAGER SOPORTE	1

<b>5803</b>		<b>SENSOR DETECTEUR</b>		<b>SENSOR SENSOR</b>	
PART NAME CODE	PART NAME	QTY	PART NAME CODE	PART NAME	QTY
<b>5803-MJ</b>	<b>BOLT</b> ----- BOULON SCHRAUBE PERNO	<b>4-6</b>			
<b>5803-MU</b>	<b>BOLT</b> ----- BOULON SCHRAUBE PERNO	<b>4</b>			
<b>5803-NE</b>	<b>BOLT</b> ----- BOULON SCHRAUBE PERNO	<b>2</b>			
<b>5803-NW</b>	<b>COLLAR</b> ----- COLLIER BUCHSE COLLAR	<b>1</b>			
<b>5803-PE</b>	<b>NUT</b> ----- ECROU MUTTER TUERCA	<b>3-6</b>			
<b>5803-SZ</b>	<b>PIN, SPRING</b> ----- GOUPILLE STIFT PASADOR	<b>1-2</b>			
<b>5803-VP</b>	<b>PLATE</b> ----- PLAQUE PLATTE PLACA	<b>1</b>			
<b>5803-VU</b>	<b>SENSOR ASSY, HEIGHT</b> ----- ENS. DE DETECTEUR SENSOR, VOLLST. CONJUNTO DEL SENSOR	<b>1</b>			
<b>5803-VV</b>	<b>SEAL</b> ----- JOINT ABDICHTUNG SELLO	<b>1</b>			

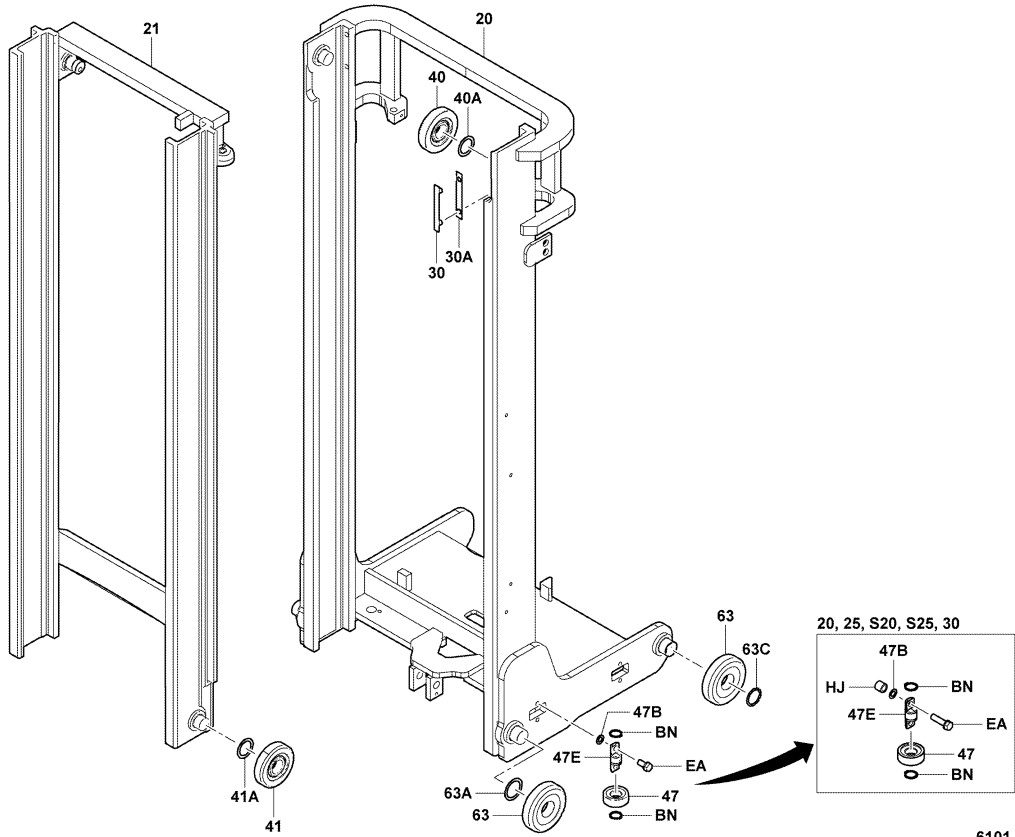
<b>5803</b>		<b>SENSOR DETECTEUR</b>		<b>SENSOR SENSOR</b>	
PART NAME CODE	PART NAME	QTY	PART NAME CODE	PART NAME	QTY

6101

MAST  
MAT

MAST  
MASTIL

V



6101-754A

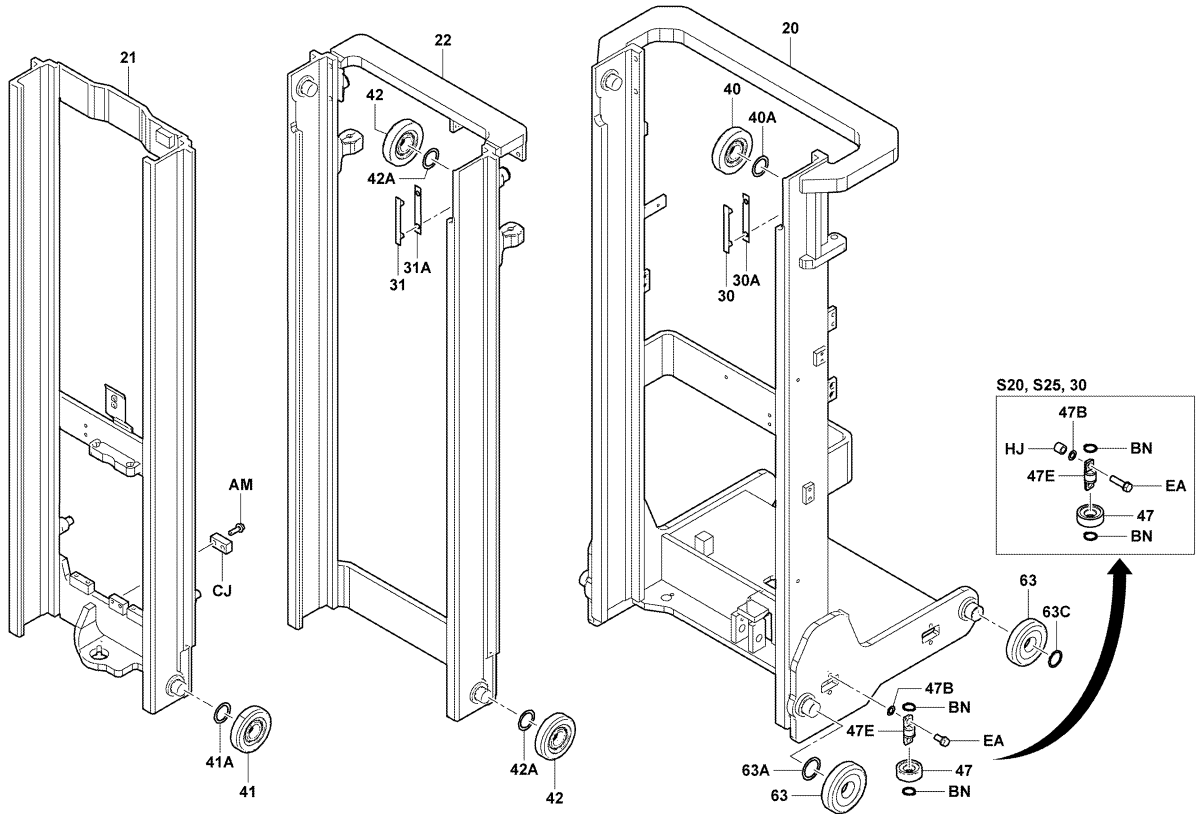
6101-754A

6101

MAST  
MAT

MAST  
MASTIL

FSV



6101-755A

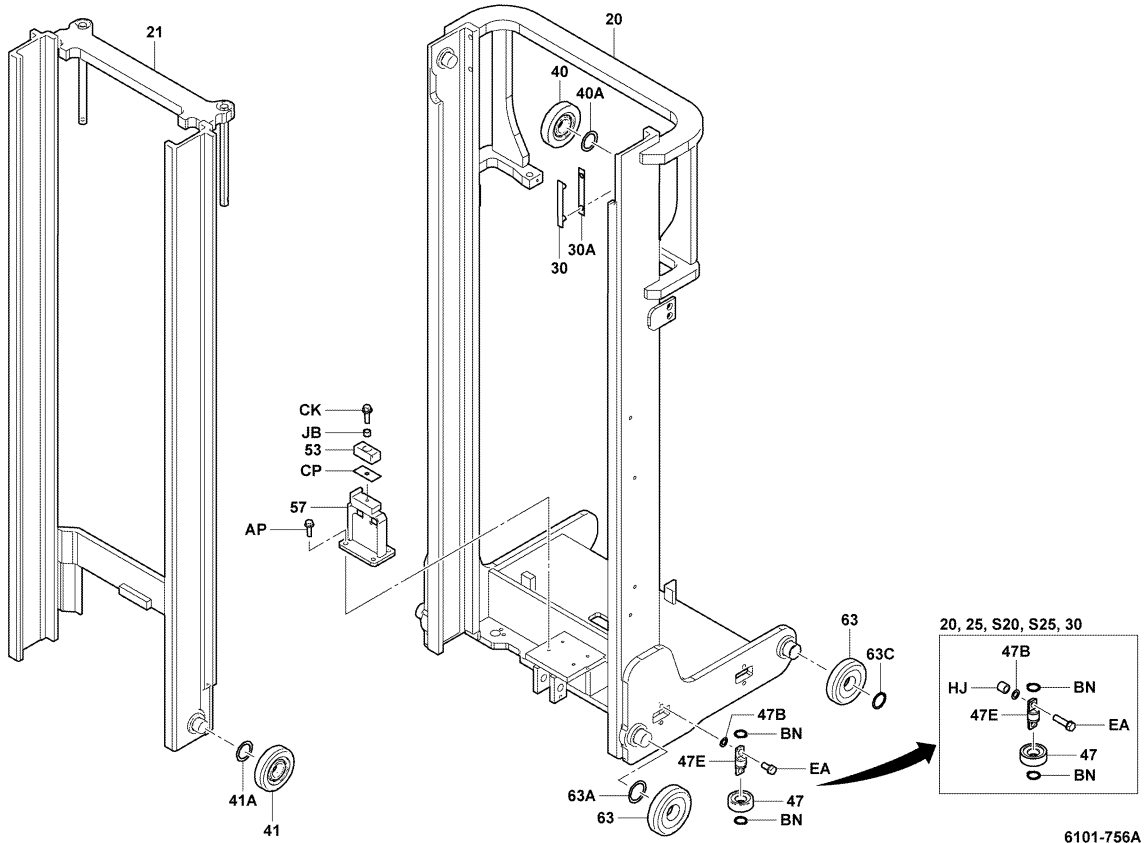
6101-755A

6101

MAST  
MAT

MAST  
MASTIL

SV

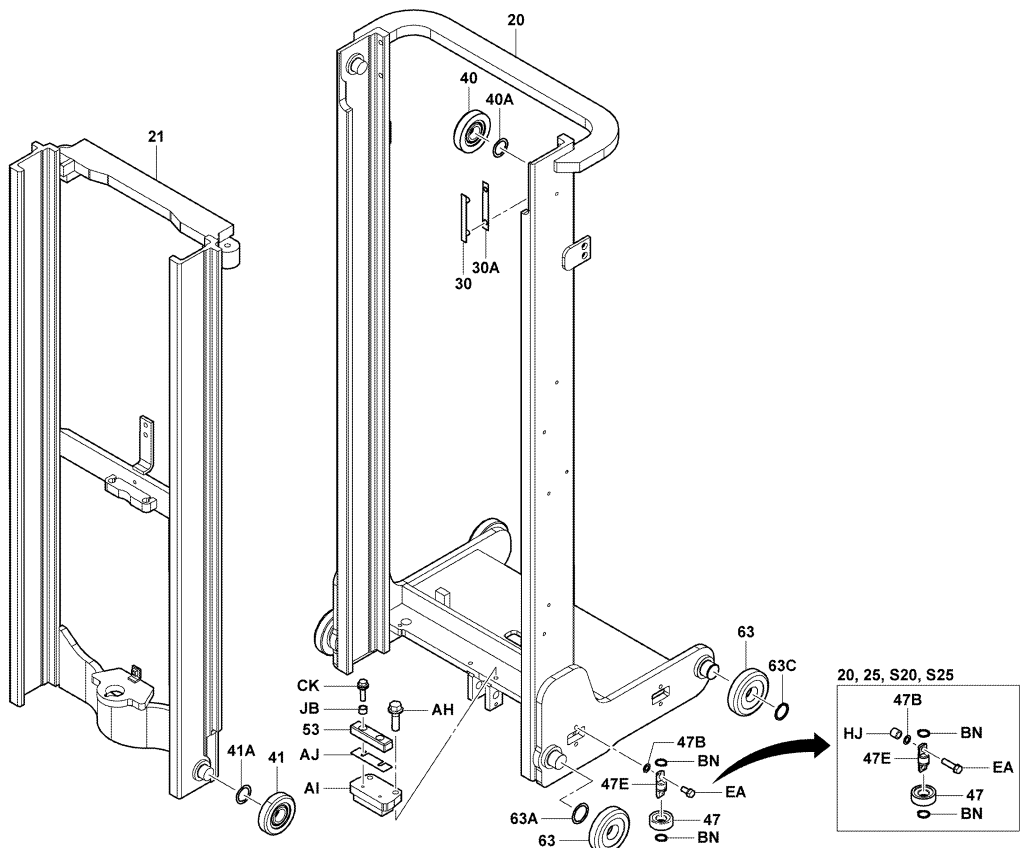


6101

MAST  
MAT

MAST  
MASTIL

FV



6101		MAST MAT	MAST MASTIL		
PART NAME CODE	PART NAME	QTY	PART NAME CODE	PART NAME	QTY
6101-20	MAST SUB-ASSY, OUTER SOUS-ENS. DE ENS.DE MAT MAST-TEILGRUPPE SUBCONJUNTO DEL MASTIL	1	6101-41A	SHIM, LIFT ROLLER (FOR INNER MAST) CALE AUSGLEICHSCEIBE CALCE	99
6101-21	MAST SUB-ASSY, INNER SOUS-ENS. DE ENS.DE MAT MAST-TEILGRUPPE SUBCONJUNTO DEL MASTIL	1	6101-42	ROLLER, LIFT (FOR MIDDLE MAST) GALET ROLLE RODILLO	4
6101-22	MAST SUB-ASSY, MIDDLE SOUS-ENS. DE ENS.DE MAT MAST-TEILGRUPPE SUBCONJUNTO DEL MASTIL	1	6101-42A	SHIM, LIFT ROLLER (FOR MIDDLE MAST) CALE AUSGLEICHSCEIBE CALCE	99
6101-30	STRIP SUB-ASSY, OUTER MAST SOUS-ENS. DE BANDE KLEMMENTR: GER-TEILGRUPPE SUBCONJUNTO DE FRANJA	2	6101-47	ROLLER, SIDE (FOR OUTER MAST) GALET ROLLE RODILLO	4
6101-30A	SHIM, OUTER MAST STRIP CALE AUSGLEICHSCEIBE CALCE	99	6101-47B	SHIM (FOR OUTER MAST ROLLER) GALET ROLLE RODILLO	8-99
6101-31	STRIP SUB-ASSY, MIDDLE MAST SOUS-ENS. DE BANDE KLEMMENTR: GER-TEILGRUPPE SUBCONJUNTO DE FRANJA	2	6101-47E	PIN, SIDE ROLLER (FOR OUTER MAST) Goupille STIFT PASADOR	4
6101-31A	SHIM, MIDDLE MAST STRIP CALE AUSGLEICHSCEIBE CALCE	99	6101-53	CUSHION, MAST, INNER MAST COUSSIN POLSTER ALMOHADILLA	1
6101-40	ROLLER, LIFT (FOR OUTER MAST) GALET ROLLE RODILLO	2	6101-57	SUPPORT SUB-ASSY, INNER MAST SOUS-ENS. DE SUPPORT STUTZEN-TEILGRUPPE SUBCONJUNTO DEL SOPORTE	1
6101-40A	SHIM, LIFT ROLLER (FOR OUTER MAST) CALE AUSGLEICHSCEIBE CALCE	99	6101-63	ROLLER, CARRIAGE GALET ROLLE RODILLO	4
6101-41	ROLLER, LIFT (FOR INNER MAST) GALET ROLLE RODILLO	2	6101-63A	SHIM (FOR CARRIAGE ROLLER) GALET ROLLE RODILLO	99

6101		MAST MAT	MAST MASTIL		
PART NAME CODE	PART NAME	QTY	PART NAME CODE	PART NAME	QTY
6101-63C	RING, SHAFT SNAP (FOR CARRIAGE ROLLER) ANNEAU RING ANILLO	2	6101-EA	BOLT BOULON SCHRAUBE PERNO	8
6101-AH	BOLT BOULON SCHRAUBE PERNO	2	6101-HJ	COLLAR COLLIER BUCHSE COLLAR	8
6101-AI	STOPPER BUTEE ANSCHLAG TOPE	1	6101-JB	COLLAR COLLIER BUCHSE COLLAR	1-2
6101-AJ	SHIM, STOPPER CALE AUSGLEICHSCEIBE CALCE	99			
6101-AM	BOLT BOULON SCHRAUBE PERNO	2			
6101-AP	BOLT BOULON SCHRAUBE PERNO	4			
6101-BN	RING, SHAFT SNAP ANNEAU RING ANILLO	8			
6101-CJ	PLATE PLAQUE PLATTE PLACA	1			
6101-CK	BOLT BOULON SCHRAUBE PERNO	1-2			
6101-CP	SHIM CALE AUSGLEICHSCEIBE CALCE	99			

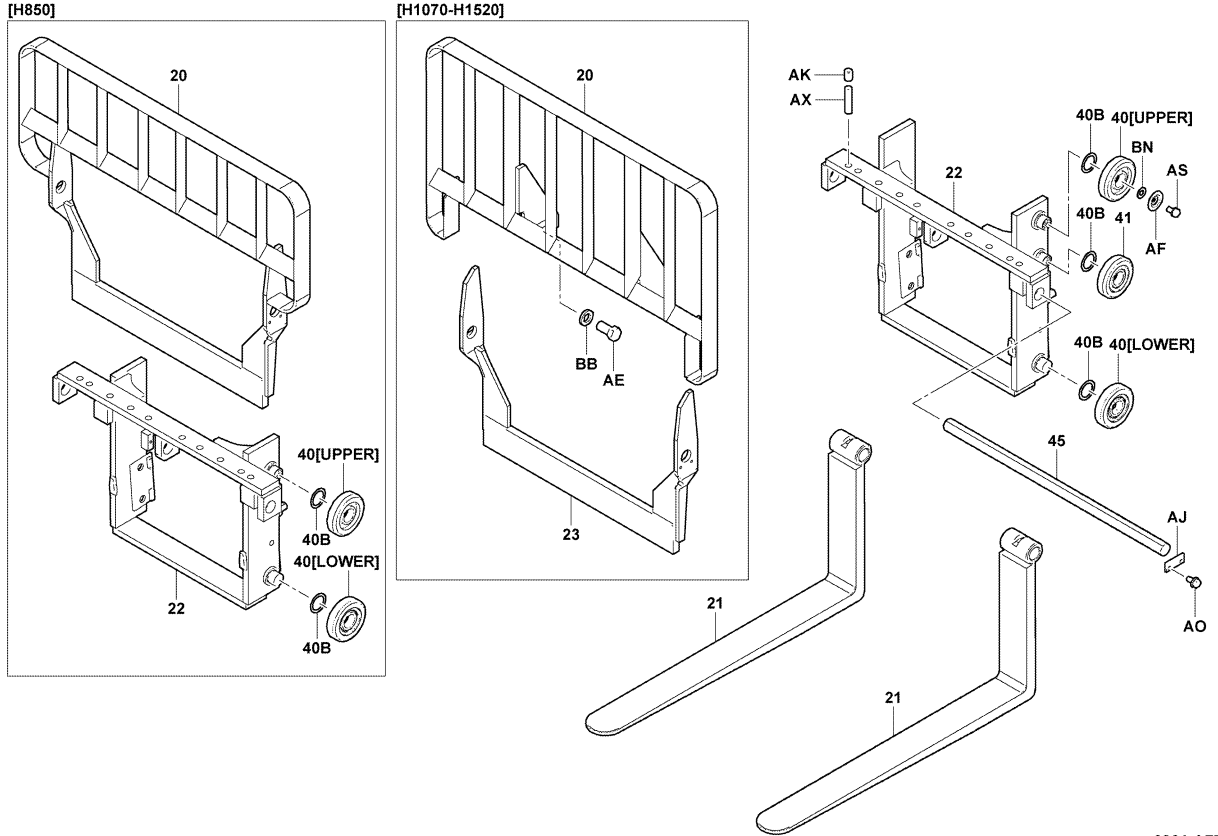


6301

LIFT BRACKET & FORK  
FOURCHE & SUPPORT DE LEVEE

GABELTRÄGER & GABEL  
HORQUILLA Y MENSULA DE ELEVACION

V..10,13,14,15,18,S10,S13,S14,S15,S18



6301-A77

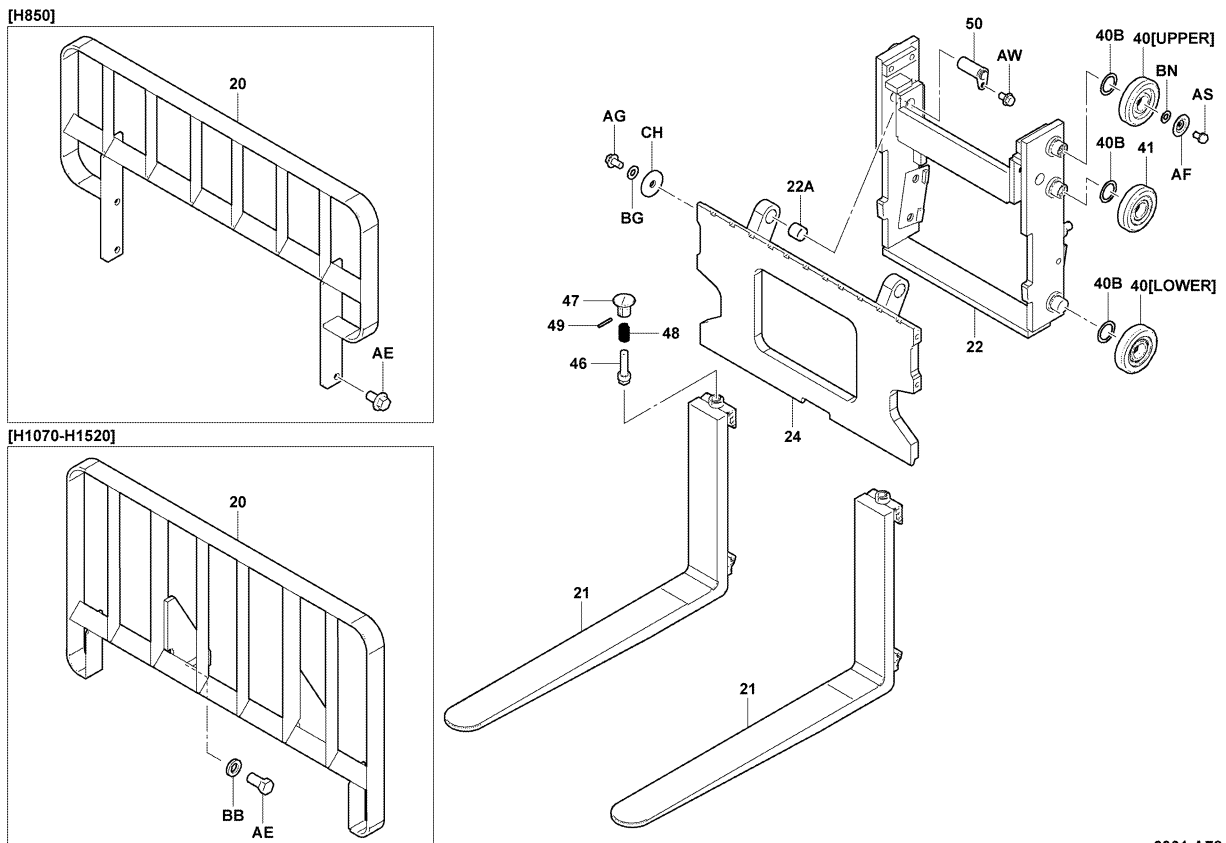
6301-A77\_

6301

LIFT BRACKET & FORK  
FOURCHE & SUPPORT DE LEVEE

GABELTRÄGER & GABEL  
HORQUILLA Y MENSULA DE ELEVACION

V..10,13,14,15,18,S10,S13,S14,S15,S18 (BAR TYPE)



6301-A78

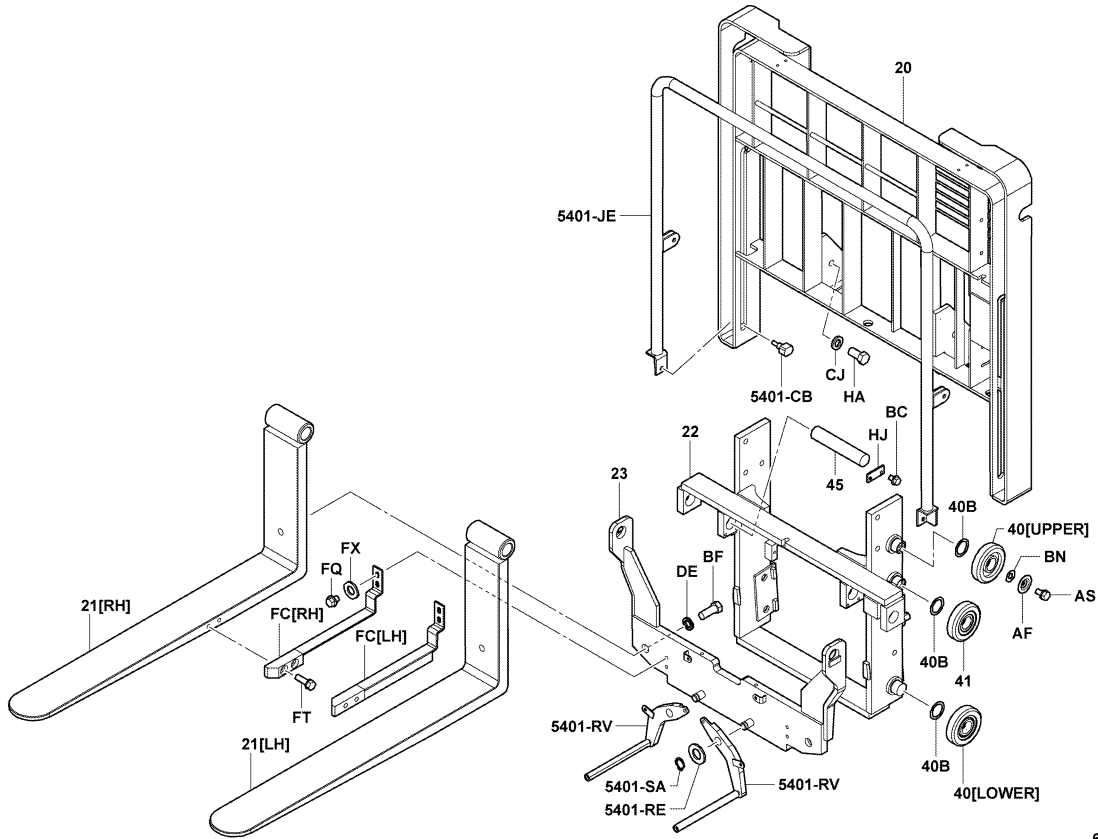
6301-A78\_

6301

LIFT BRACKET & FORK  
FOURCHE & SUPPORT DE LEVEE

GABELTRÄGER & GABEL  
HORQUILLA Y MENSULA DE ELEVACION

V..10,13,14,15,18,S10,S13,S14,S15,S18 (REMOTE W/H-RAIL)



6301-B22

6301-B22\_

6301

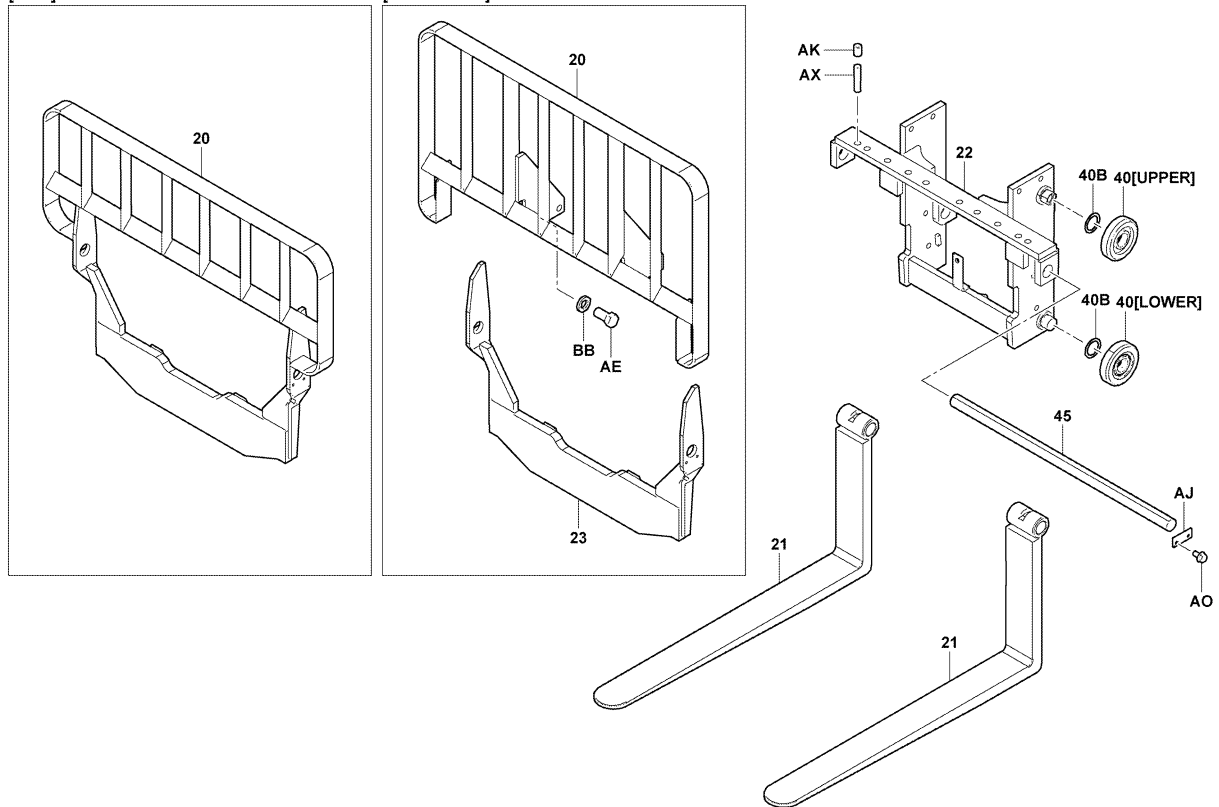
LIFT BRACKET & FORK  
FOURCHE & SUPPORT DE LEVEE

GABELTRÄGER & GABEL  
HORQUILLA Y MENSULA DE ELEVACION

FSV..10,13,14,15,18,S10,S13,S14,S15,S18

[H850]

[H1070-H1520]



6301-A79

6301-A79\_

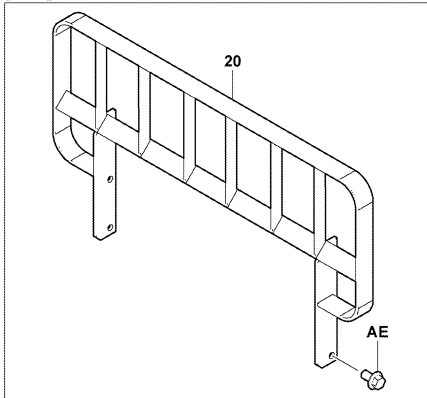
6301

LIFT BRACKET & FORK  
FOURCHE & SUPPORT DE LEVEE

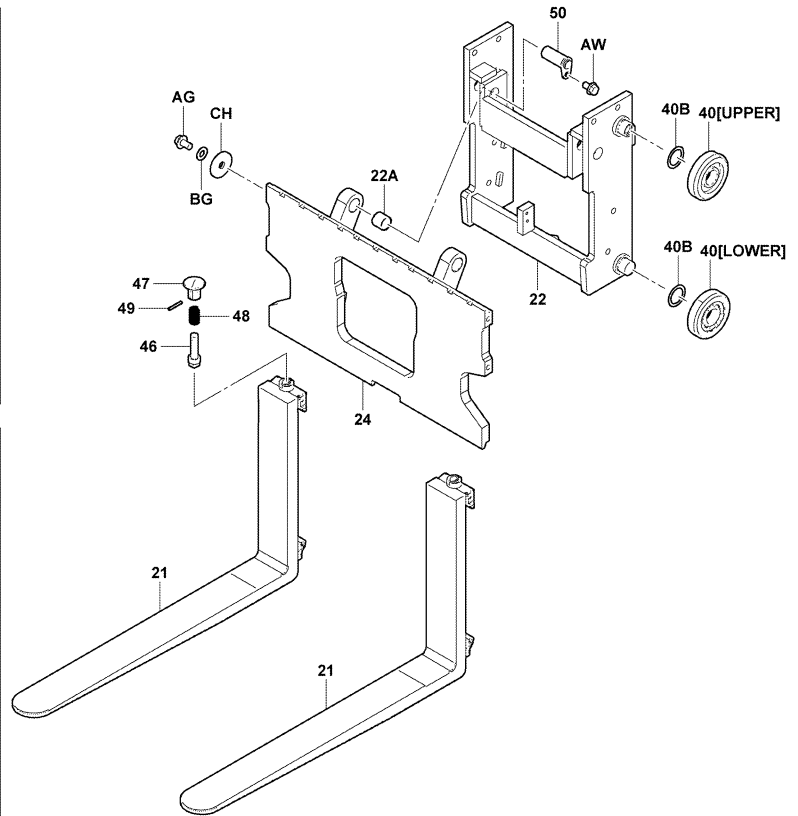
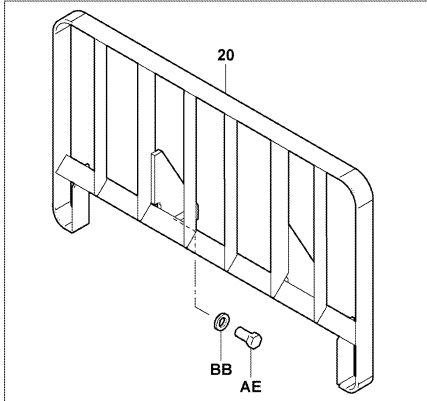
GABELTRÄGER & GABEL  
HORQUILLA Y MENSULA DE ELEVACION

FSV..10,13,14,15,18,S10,S13,S14,S15,S18 (BAR TYPE)

[H850]



[H1070-H1520]



6301-A80

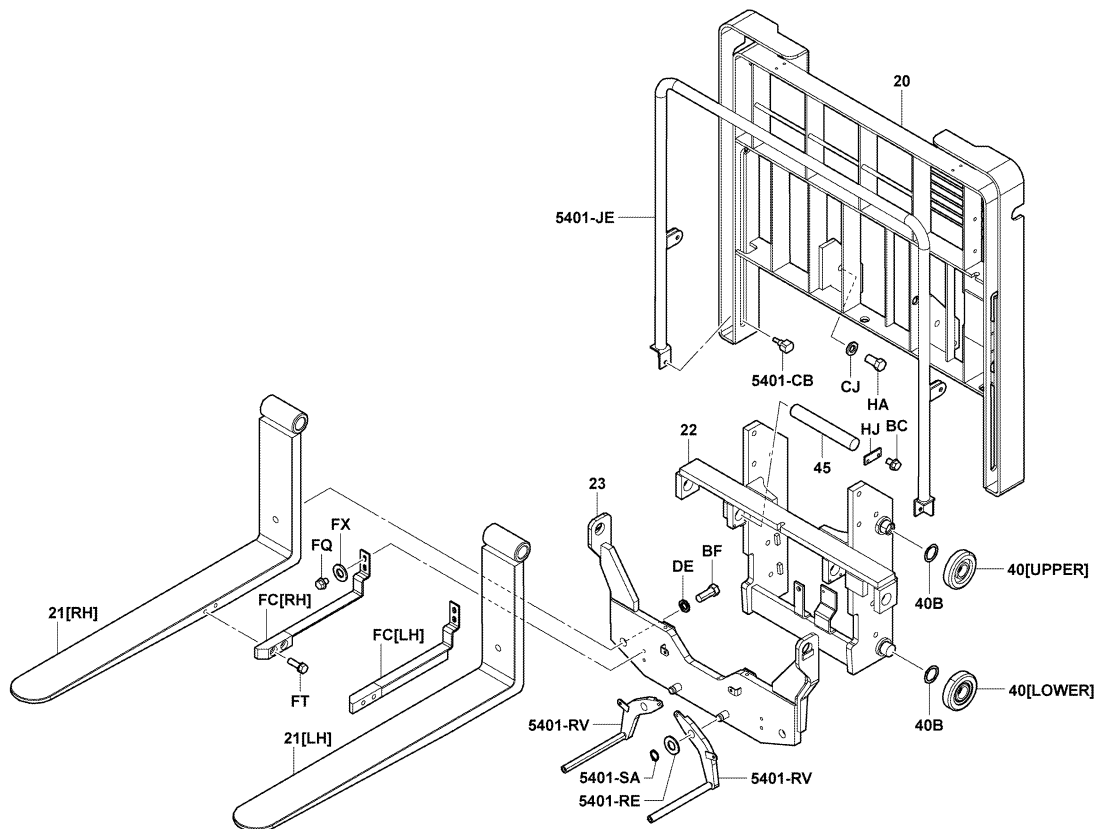
6301-A80\_

6301

LIFT BRACKET & FORK  
FOURCHE & SUPPORT DE LEVEE

GABELTRÄGER & GABEL  
HORQUILLA Y MENSULA DE ELEVACION

FSV..10,13,14,15,18,S10,S13,S14,S15,S18 (REMOTE W/H-RAIL)



6301-B23

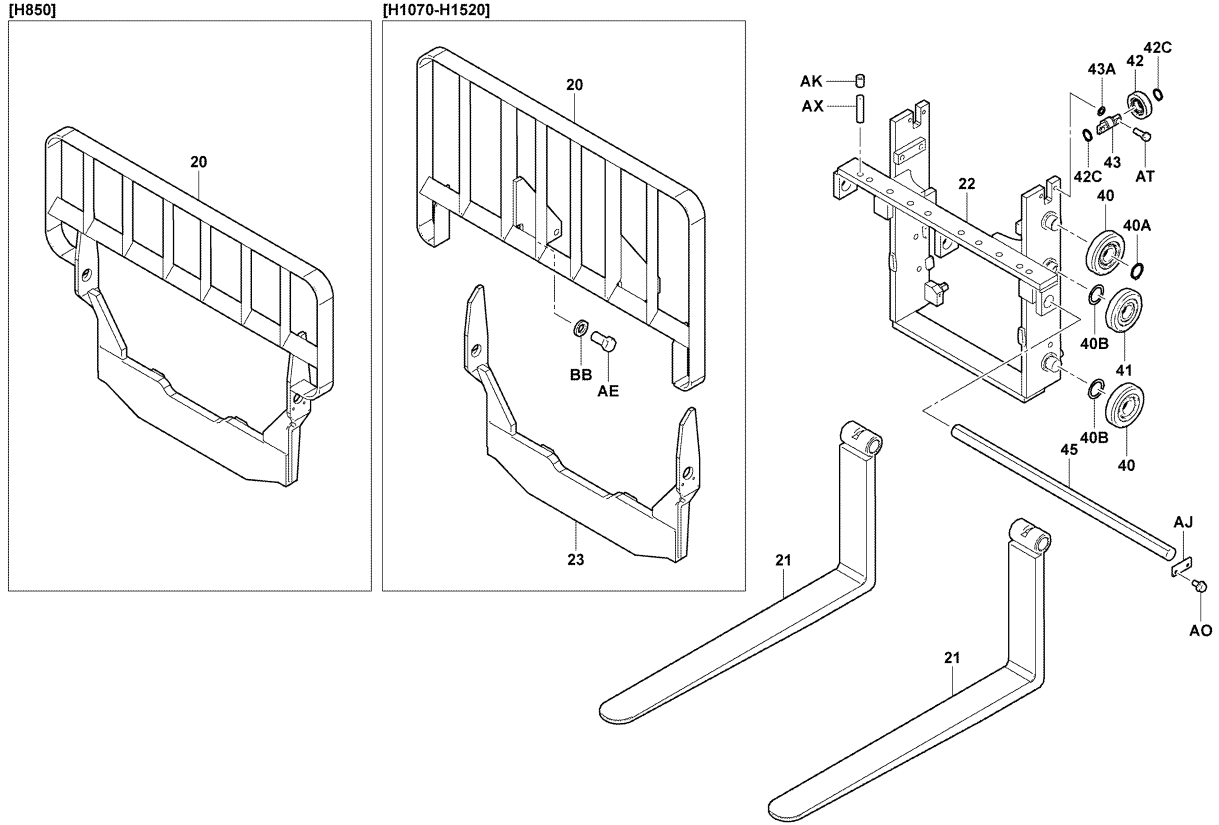
6301-B23\_

6301

LIFT BRACKET & FORK  
FOURCHE & SUPPORT DE LEVEE

GABELTRÄGER & GABEL  
HORQUILLA Y MENSULA DE ELEVACION

SV..10,13,14,15,18,S10,S13,S14,S15,S18



6301-A81

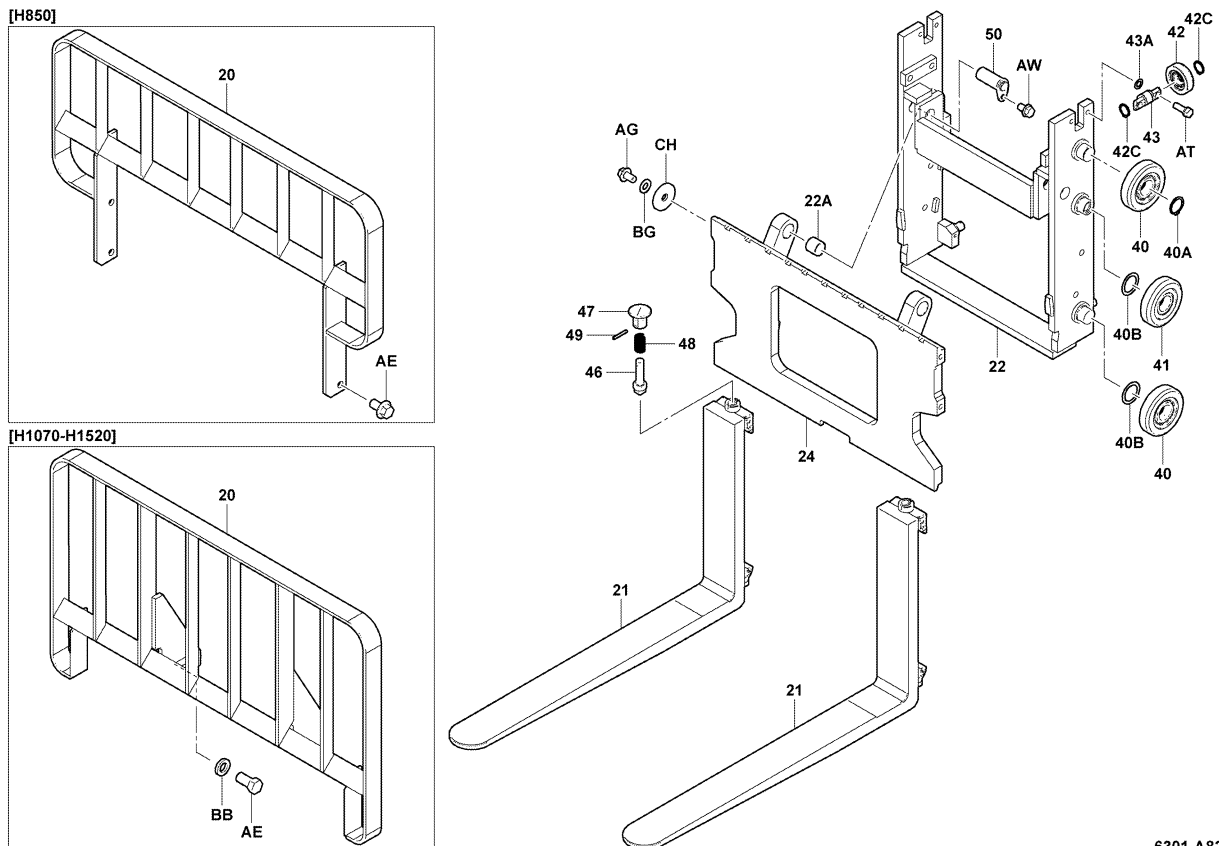
6301-A81\_

6301

LIFT BRACKET & FORK  
FOURCHE & SUPPORT DE LEVEE

GABELTRÄGER & GABEL  
HORQUILLA Y MENSULA DE ELEVACION

SV..10,13,14,15,18,S10,S13,S14,S15,S18 (BAR TYPE)



6301-A82

6301-A82\_

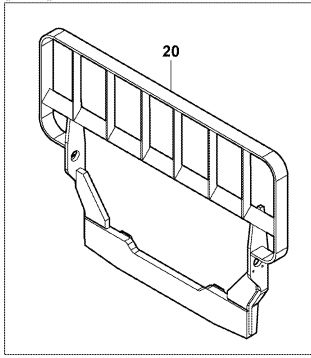
6301

LIFT BRACKET & FORK  
FOURCHE & SUPPORT DE LEVEE

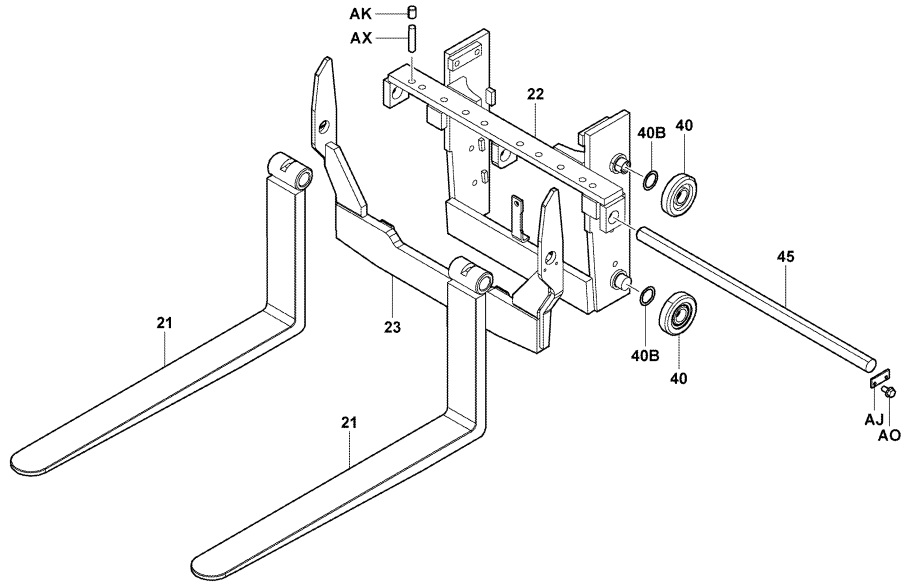
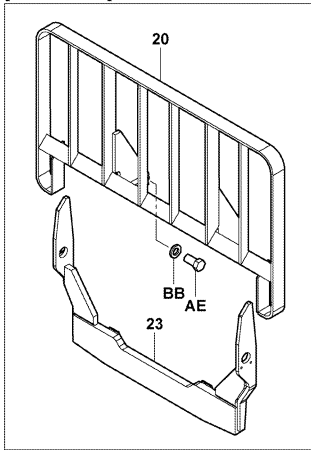
GABELTRÄGER & GABEL  
HORQUILLA Y MENSULA DE ELEVACION

FV..10,13,14,15,18,S10,S13,S14,S15,S18

[H850]



[H1070-H1520]



6301-A94

6301-A94\_

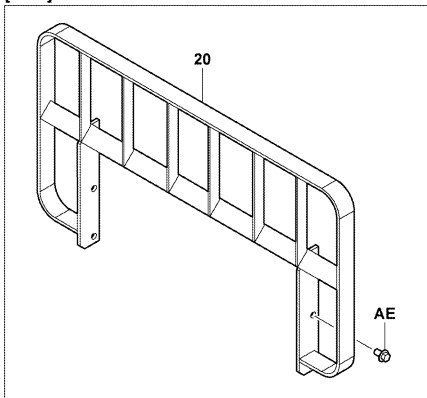
6301

LIFT BRACKET & FORK  
FOURCHE & SUPPORT DE LEVEE

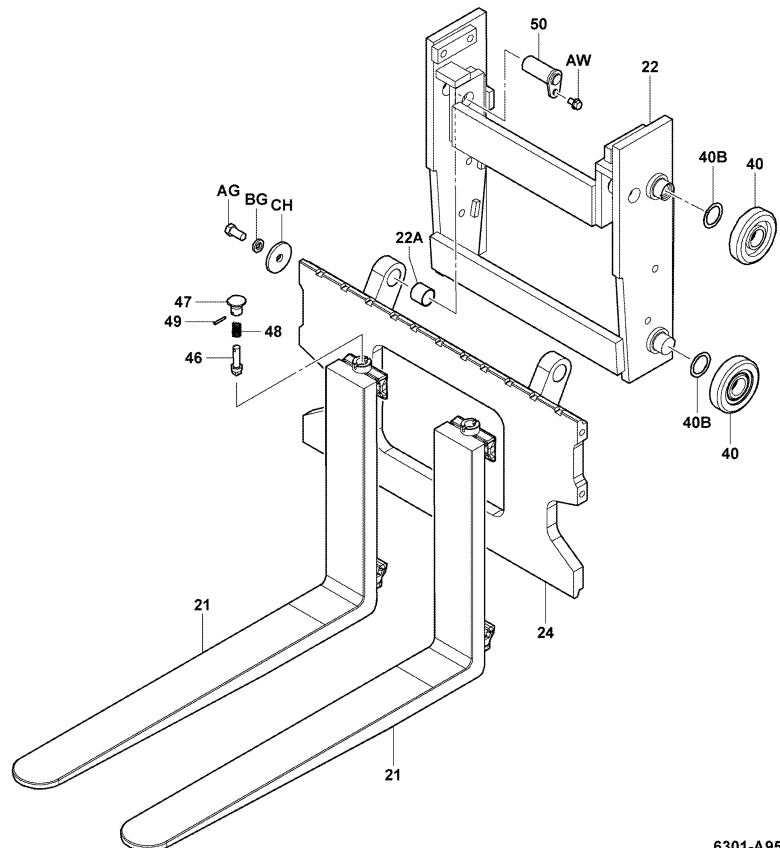
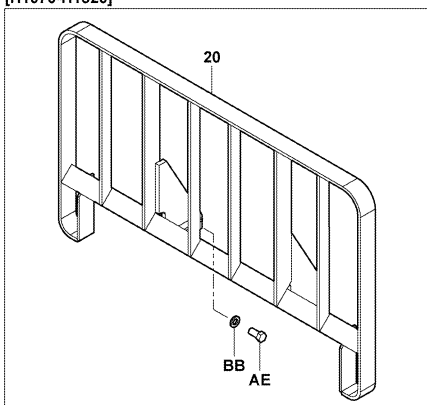
GABELTRÄGER & GABEL  
HORQUILLA Y MENSULA DE ELEVACION

FV..10,13,14,15,18,S10,S13,S14,S15,S18 (BAR TYPE)

[H850]



[H1070-H1520]



6301-A95

6301-A95\_

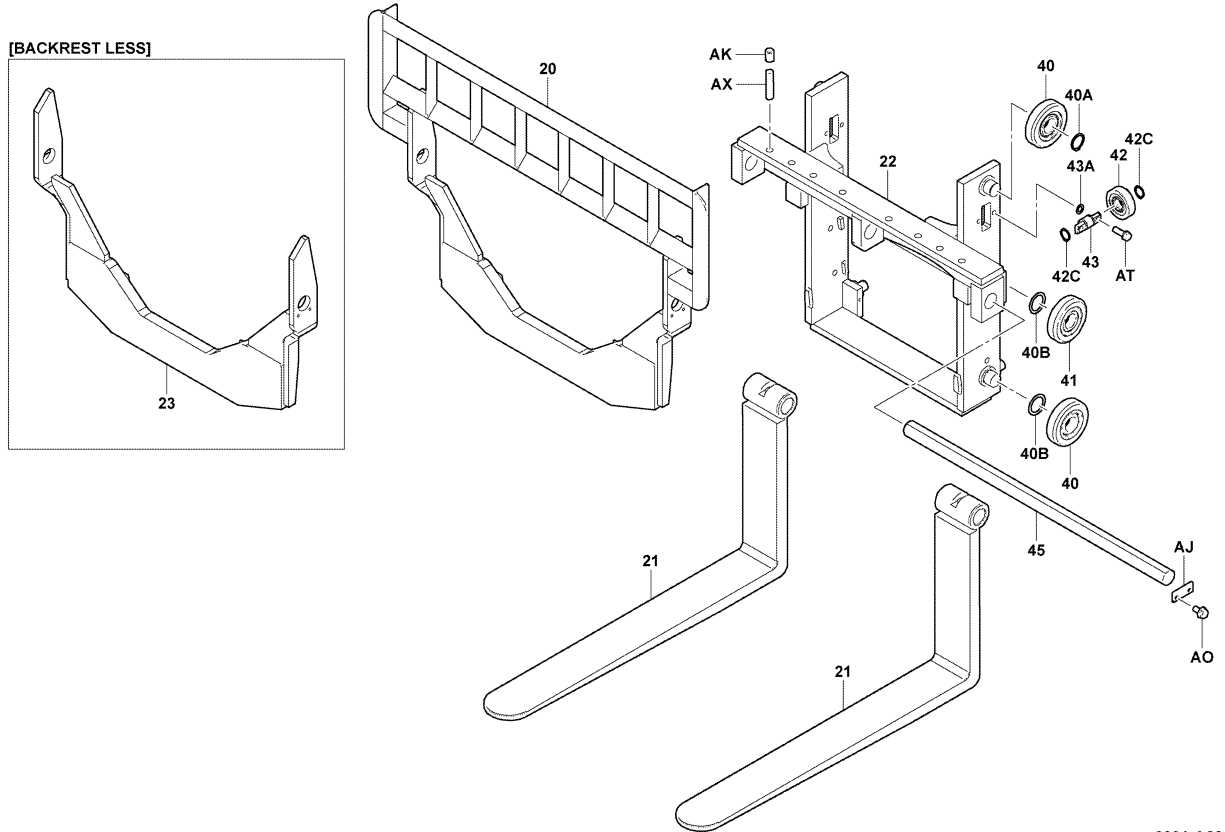
6301

LIFT BRACKET & FORK  
FOURCHE & SUPPORT DE LEVEE

GABELTRÄGER & GABEL  
HORQUILLA Y MENSULA DE ELEVACION

V..20,25,S20,S25

[BACKREST LESS]



6301-A83

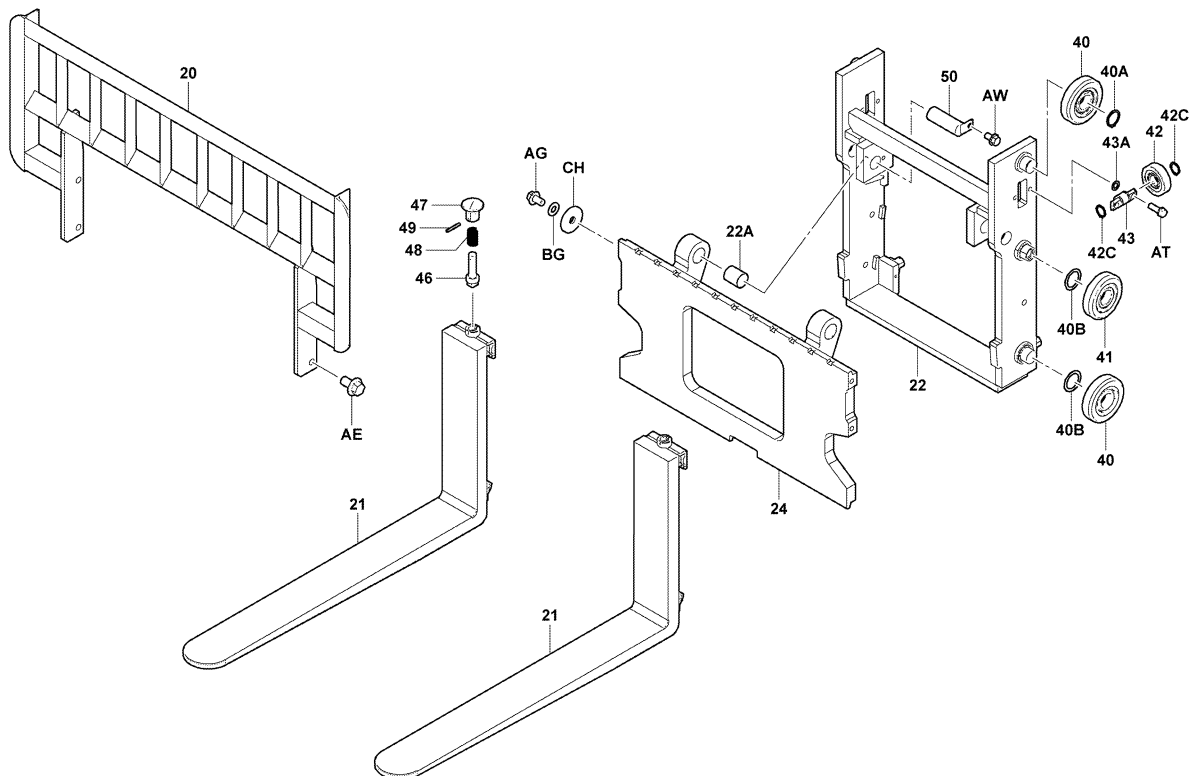
6301-A83\_

6301

LIFT BRACKET & FORK  
FOURCHE & SUPPORT DE LEVEE

GABELTRÄGER & GABEL  
HORQUILLA Y MENSULA DE ELEVACION

V..20,25,S20,S25 (BAR TYPE)



6301-A84

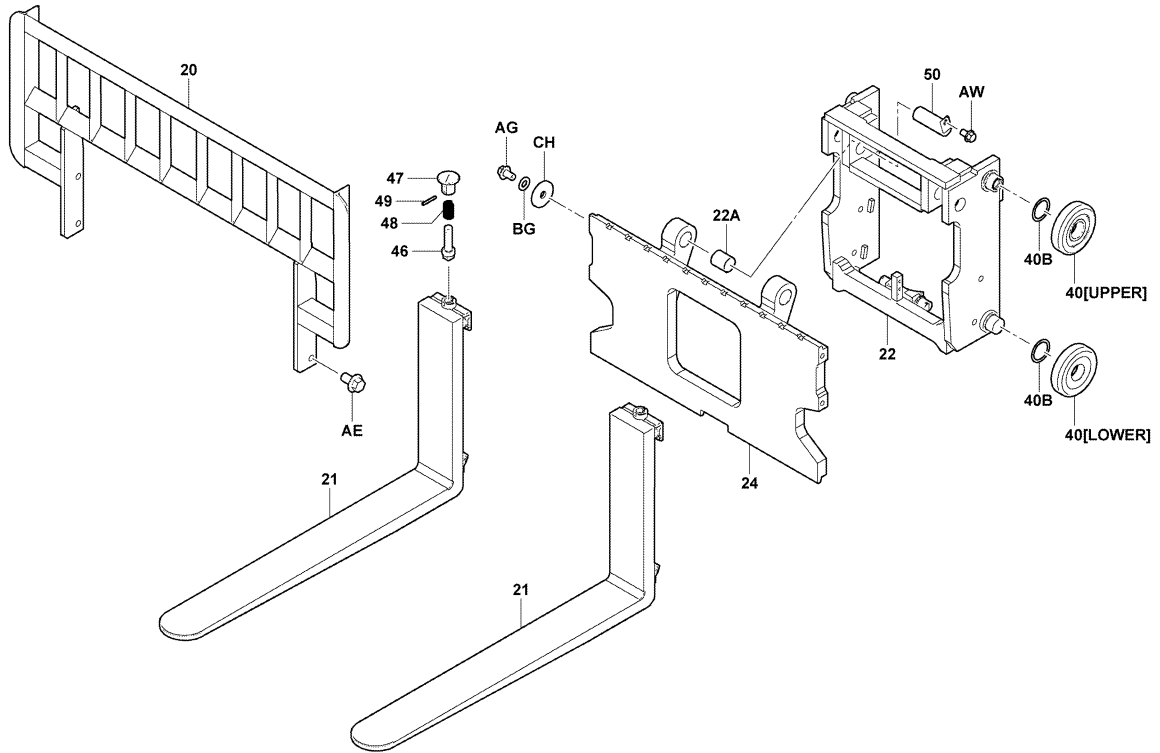
6301-A84\_

6301

LIFT BRACKET & FORK  
FOURCHE & SUPPORT DE LEVEE

GABELTRÄGER & GABEL  
HORQUILLA Y MENSULA DE ELEVACION

FSV..S20,S25



6301-A85

6301-A85\_

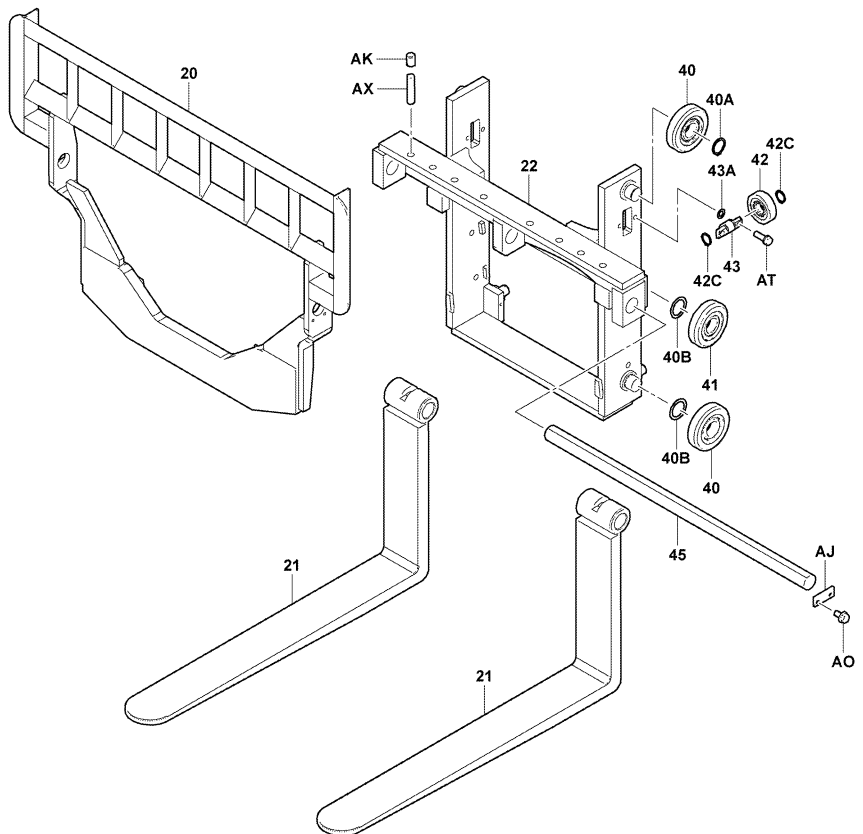
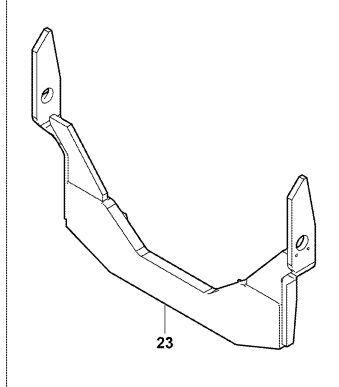
6301

LIFT BRACKET & FORK  
FOURCHE & SUPPORT DE LEVEE

GABELTRÄGER & GABEL  
HORQUILLA Y MENSULA DE ELEVACION

SV..20,25,S20,S25

[BACKREST LESS]



6301-A83

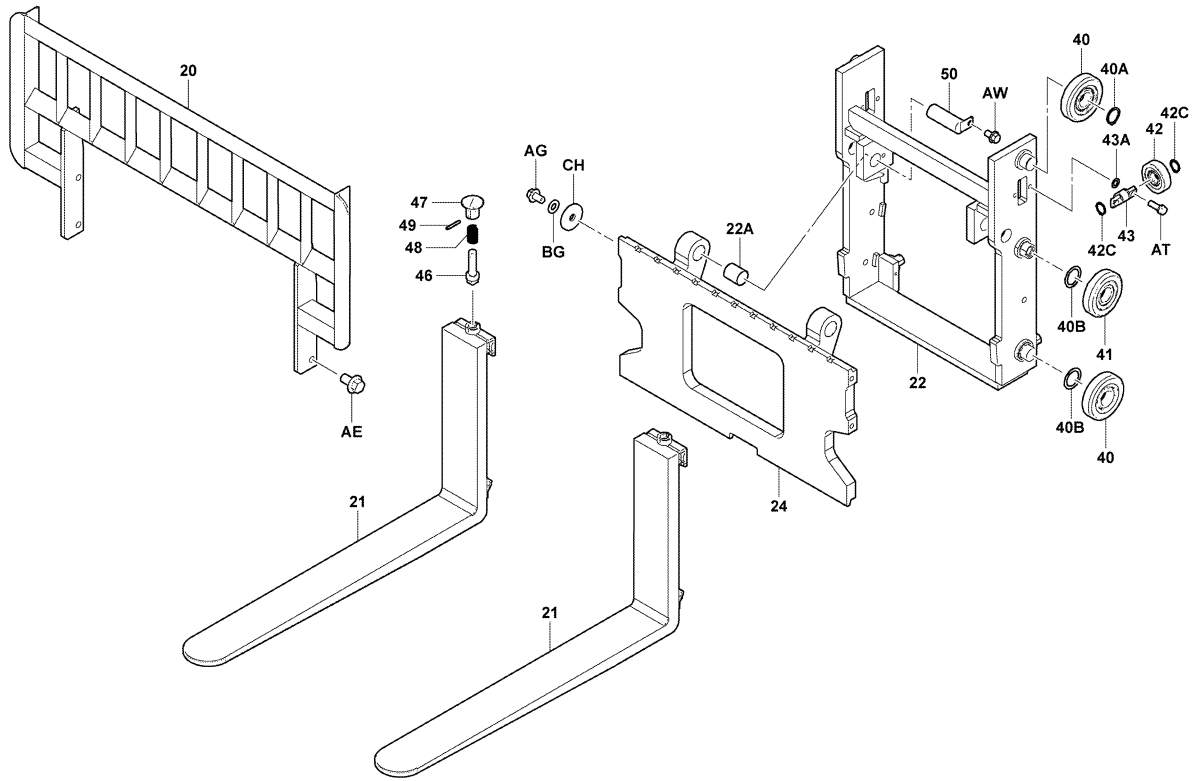
6301-A83\_

6301

LIFT BRACKET & FORK  
FOURCHE & SUPPORT DE LEVEE

GABELTRÄGER & GABEL  
HORQUILLA Y MENSULA DE ELEVACION

SV..20,25,S20,S25 (BAR TYPE)



6301-A84

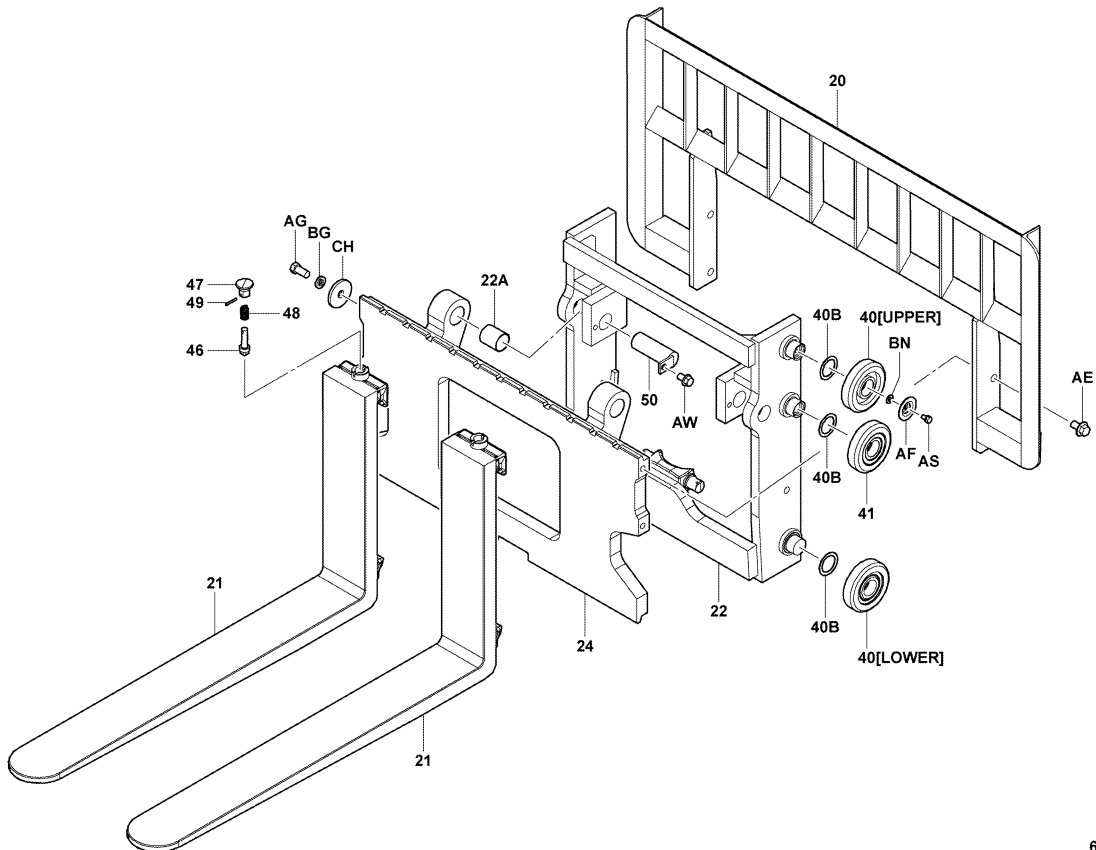
6301-A84\_

6301

LIFT BRACKET & FORK  
FOURCHE & SUPPORT DE LEVEE

GABELTRÄGER & GABEL  
HORQUILLA Y MENSULA DE ELEVACION

FV..20,25,S20,S25



6301-A96

6301-A96\_

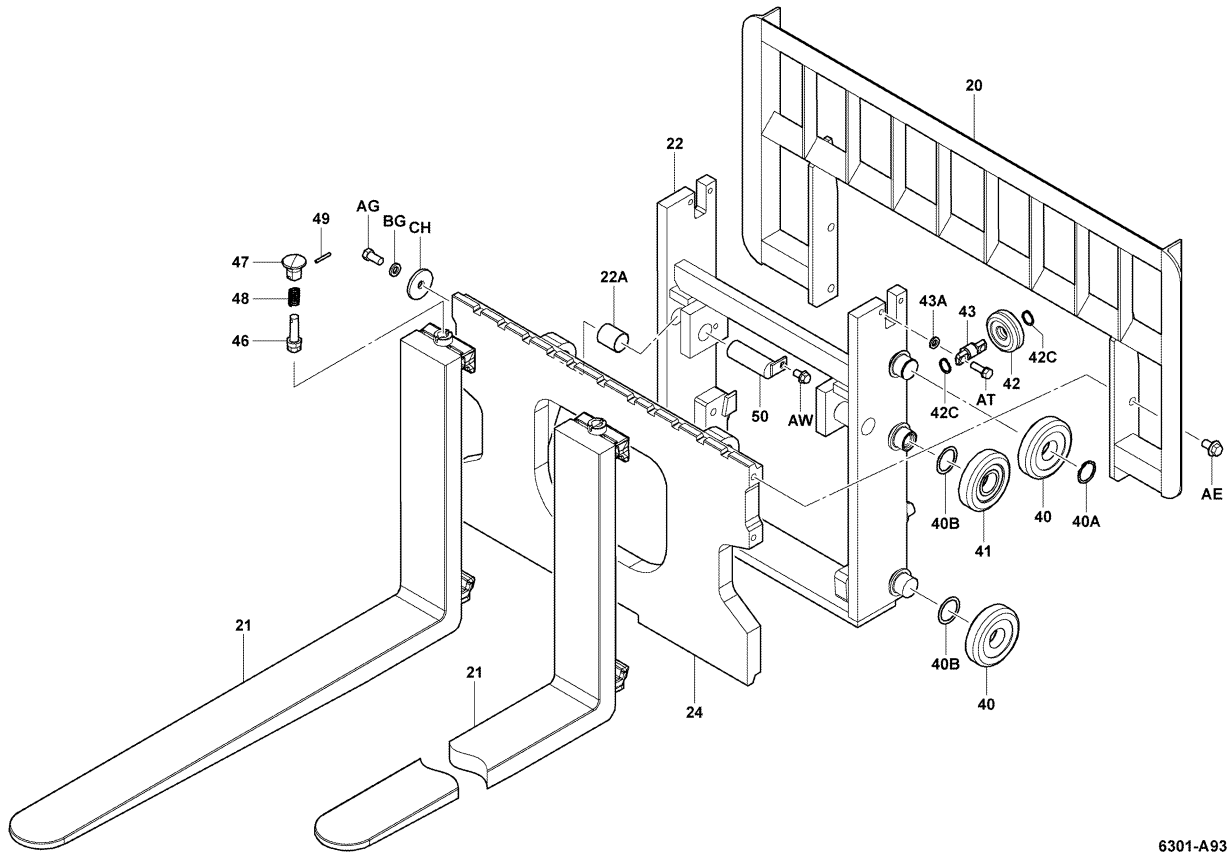


6301

LIFT BRACKET & FORK  
FOURCHE & SUPPORT DE LEVEE

GABELTRÄGER & GABEL  
HORQUILLA Y MENSULA DE ELEVACION

V..30



6301-A93

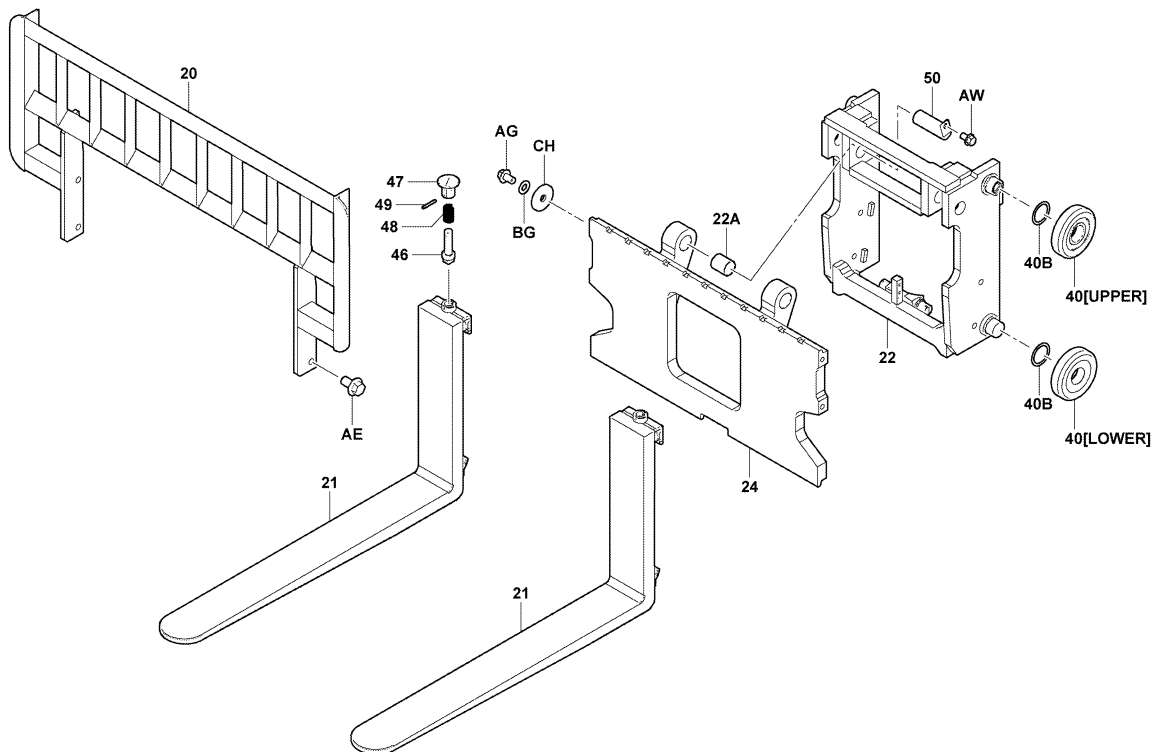
6301-A93\_

6301

LIFT BRACKET & FORK  
FOURCHE & SUPPORT DE LEVEE

GABELTRÄGER & GABEL  
HORQUILLA Y MENSULA DE ELEVACION

FSV..30



6301-A85

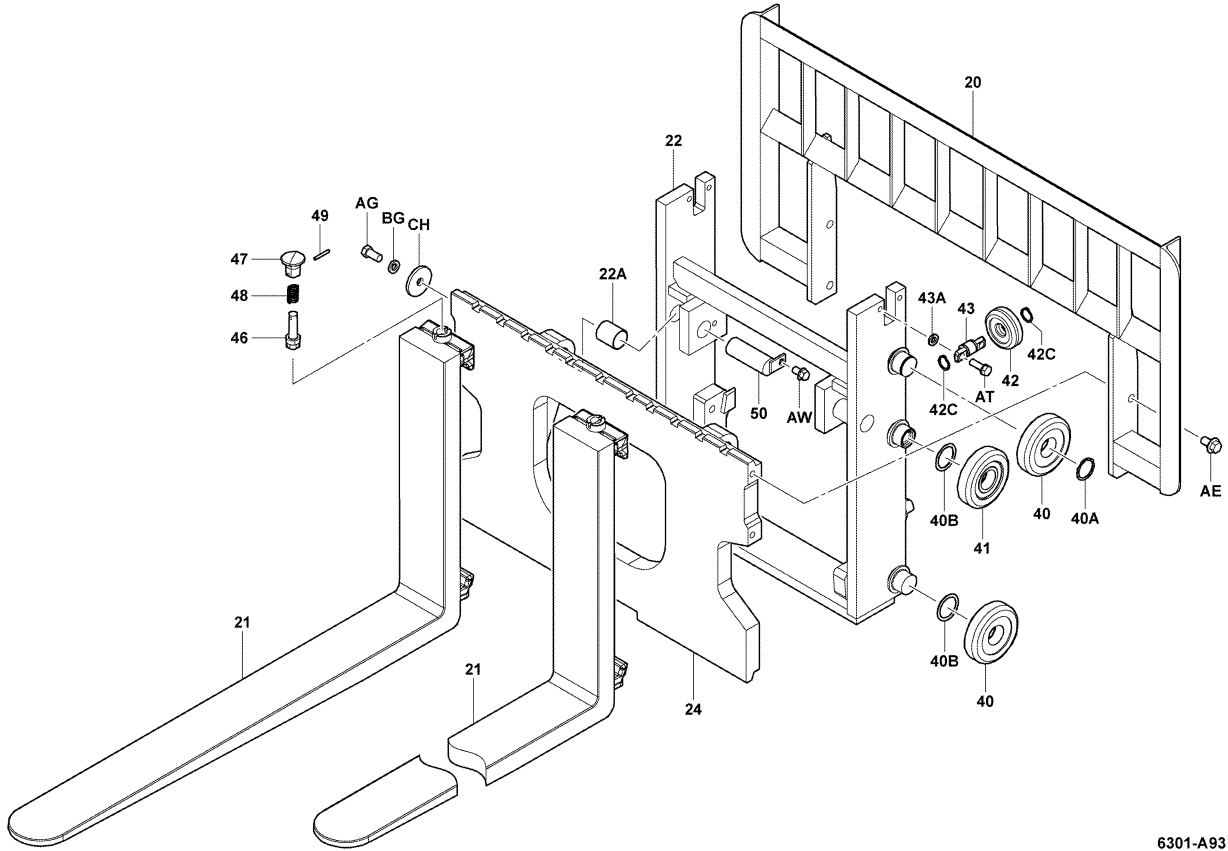
6301-A85\_

6301

LIFT BRACKET & FORK  
FOURCHE & SUPPORT DE LEVEE

GABELTRÄGER & GABEL  
HORQUILLA Y MENSULA DE ELEVACION

SV..30



6301-A93

6301-A93\_

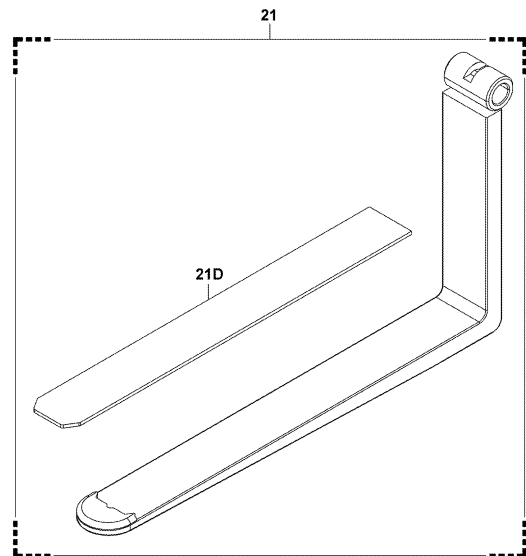
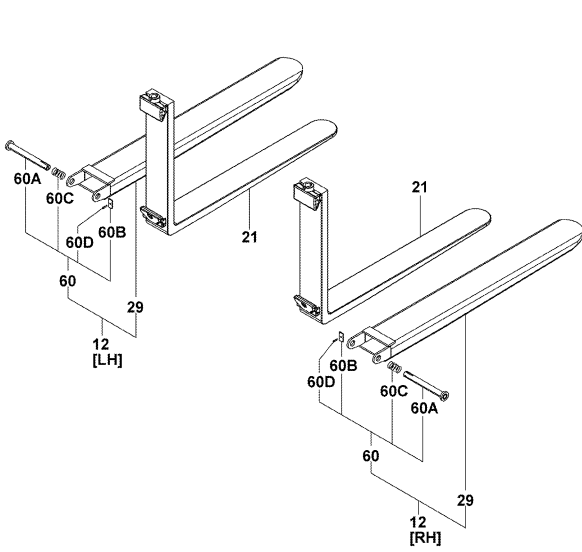
6301

LIFT BRACKET & FORK  
FOURCHE & SUPPORT DE LEVEE

GABELTRÄGER & GABEL  
HORQUILLA Y MENSULA DE ELEVACION

(SLEEVED FORK)

10,13,14,15,18,S10,S13,S14,S15,S18 (ANTI SLIP FORK) [FORK]



6301-661B

6301-661B

6301-733

6301-733\_

6301		LIFT BRACKET & FORK FOURCHE & SUPPORT DE LEVEE		GABELTRÄGER & GABEL HORQUILLA Y MENSULA DE ELEVACION	
PART NAME CODE	PART NAME	QTY	PART NAME CODE	PART NAME	QTY
6301-12	FORK ASSY, SHEATH ENS. DE FOURCHE GABEL, VOLLST. CONJUNTO DE LA HORQUILLA	1	6301-40A	RING, SHAFT SNAP (UPPER, LOWER) ANNEAU RING ANILLO	2
6301-20	BACKREST SUB-ASSY SOUS-ENS. DE DOSSIER RUCKENLEHNE-TEILGRUPPE SUBCONJUNTO DEL RESPALDO DEL ASIENTO	1	6301-40B	SHIM, LIFT ROLLER CALE AUSGLEICHSCHEIBE CALCE	99
6301-21	FORK SUB-ASSY SOUS-ENS. DE FOURCHE GABEL-TEILGRUPPE SUBCONJUNTO DE LA HORQUILLA	1-2	6301-41	ROLLER, LIFT (CENTER) GALET ROLLE RODILLO	2
6301-21D	BELT, FORK COURROIE RIEMEN CORREA	2	6301-42	ROLLER, SIDE GALET ROLLE RODILLO	2
6301-22	BRACKET SUB-ASSY, LIFT SOUS-ENS. DE SUPPORT TRAGER-TEILGRUPPE SUBCONJUNTO DE LA SOPORTE	1	6301-42C	RING, SHAFT SNAP (FOR SIDE ROLLER) ANNEAU RING ANILLO	4
6301-22A	BUSHING, LIFT BRACKET BAGUE BUCHSE BUJE	2	6301-43	SHAFT, SIDE ROLLER ARBRE WELLE EJE	2
6301-23	BRACKET SUB-ASSY, FINGER SOUS-ENS. DE SUPPORT TRAGER-TEILGRUPPE SUBCONJUNTO DE LA SOPORTE	1	6301-43A	SHIM (FOR SIDE ROLLER SHAFT) ANNEAU RING ANILLO	99
6301-24	FINGERBAR SUB-ASSY SOUS-ENS. DE BARRE DE FOURCHE GABELTRAGER-TEILGRUPPE SUBCONJUNTO DE LA BARRA DE HORQUILLA	1	6301-45	SHAFT, FORK SLIDE ARBRE WELLE EJE	1-2
6301-29	FORK SUB-ASSY, SHEATH SOUS-ENS. DE FOURCHE GABEL-TEILGRUPPE SUBCONJUNTO DE LA HORQUILLA	1	6301-46	PIN, FORK STOPPER GOUPILLE STIFT PASADOR	2
6301-40	ROLLER, LIFT (UPPER, LOWER) GALET ROLLE RODILLO	2-4	6301-47	KNOB, FORK STOPPER PIN BOULE KNOPF MANDO	2

6301		LIFT BRACKET & FORK FOURCHE & SUPPORT DE LEVEE		GABELTRÄGER & GABEL HORQUILLA Y MENSULA DE ELEVACION	
PART NAME CODE	PART NAME	QTY	PART NAME CODE	PART NAME	QTY
6301-48	SPRING, FORK STOPPER PIN RESSORT FEDER RESORTE	2	6301-AG	BOLT BOULON SCHRAUBE PERNO	2
6301-49	PIN, SPRING (FOR FORK STOPPER PIN) GOUPILLE STIFT PASADOR	2	6301-AJ	PLATE PLAQUE PLATTE PLACA	1
6301-50	PIN, FINGERBAR GOUPILLE STIFT PASADOR	2	6301-AK	CAP CAPUCHON KAPPE TAPA	2
6301-60	PIN ASSY, SHEATH FORK ENS. DE GOUPILLE STIFT, VOLLST. CONJUNTO DE PASADOR	1	6301-AO	BOLT BOULON SCHRAUBE PERNO	1-2
6301-60A	PIN SUB-ASSY, SHEATH FORK SOUS-ENS. DE GOUPILLE STIFT-TEILGRUPPE SUBCONJUNTO DE PASADOR	1	6301-AS	BOLT BOULON SCHRAUBE PERNO	2
6301-60B	PLATE PLAQUE PLATTE PLACA	1	6301-AT	BOLT BOULON SCHRAUBE PERNO	4
6301-60C	SPRING RESSORT FEDER RESORTE	1	6301-AW	BOLT BOULON SCHRAUBE PERNO	2
6301-60D	PIN, SPRING GOUPILLE STIFT PASADOR	1	6301-AX	STOPPER BUTEE ANSCHLAG TOPE	2
6301-AE	BOLT BOULON SCHRAUBE PERNO	4	6301-BB	WASHER RODELLE UNTERLEGSCHNEIBE ARANDELA	4
6301-AF	PLATE PLAQUE PLATTE PLACA	2	6301-BC	BOLT BOULON SCHRAUBE PERNO	4

6301		LIFT BRACKET & FORK FOURCHE & SUPPORT DE LEVEE		GABELTRAGER & GABEL HORQUILLA Y MENSULA DE ELEVACION	
PART NAME CODE	PART NAME	QTY	PART NAME CODE	PART NAME	QTY
6301-BF	BOLT BOULON SCHRAUBE PERNO	2	6301-HA	BOLT BOULON SCHRAUBE PERNO	6
6301-BG	WASHER RODELLE UNTERLEGSCHIEBE ARANDELA	2	6301-HJ	PLATE PLAQUE PLATTE PLACA	2
6301-BN	SHIM CALE AUSGLEICHSCHEIBE CALCE	99			
6301-CH	WASHER RODELLE UNTERLEGSCHIEBE ARANDELA	2			
6301-CJ	WASHER RODELLE UNTERLEGSCHIEBE ARANDELA	6			
6301-DE	WASHER, SPRING RODELLE UNTERLEGSCHIEBE ARANDELA	2			
6301-FC	COVER SUB-ASSY SOUS-ENS. DE COUVERCLE DECKEL-TEILGRUPPE SUBCONJUNTO DE CUBIERTA	1			
6301-FQ	BOLT BOULON SCHRAUBE PERNO	4			
6301-FT	BOLT BOULON SCHRAUBE PERNO	4			
6301-FX	WASHER, PLATE RODELLE UNTERLEGSCHIEBE ARANDELA	4			

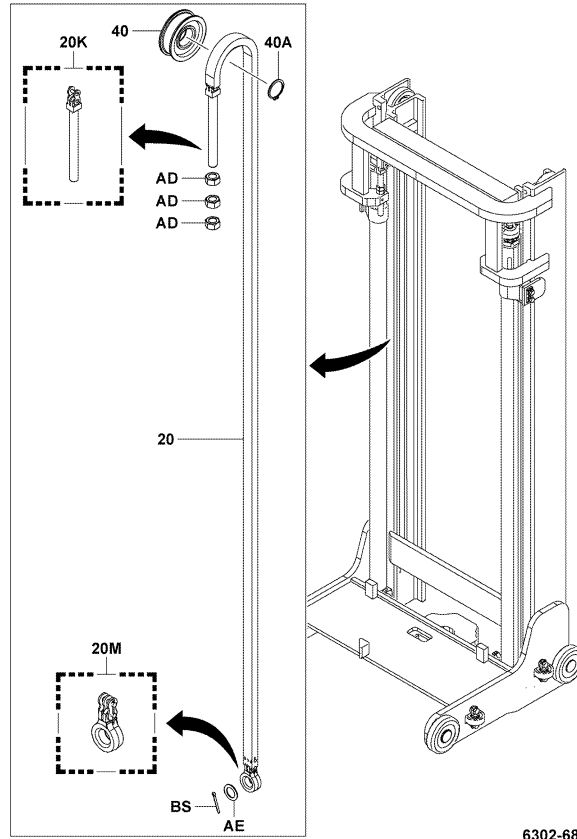
6301		LIFT BRACKET & FORK FOURCHE & SUPPORT DE LEVEE		GABELTRAGER & GABEL HORQUILLA Y MENSULA DE ELEVACION	
PART NAME CODE	PART NAME	QTY	PART NAME CODE	PART NAME	QTY

6302

CHAIN & CHAIN WHEEL  
CHAÎNE ET GALET DE CHAÎNE

KETTE & KETTENRAD  
CADENA Y RUEDA DE CADENA

V



6302-680

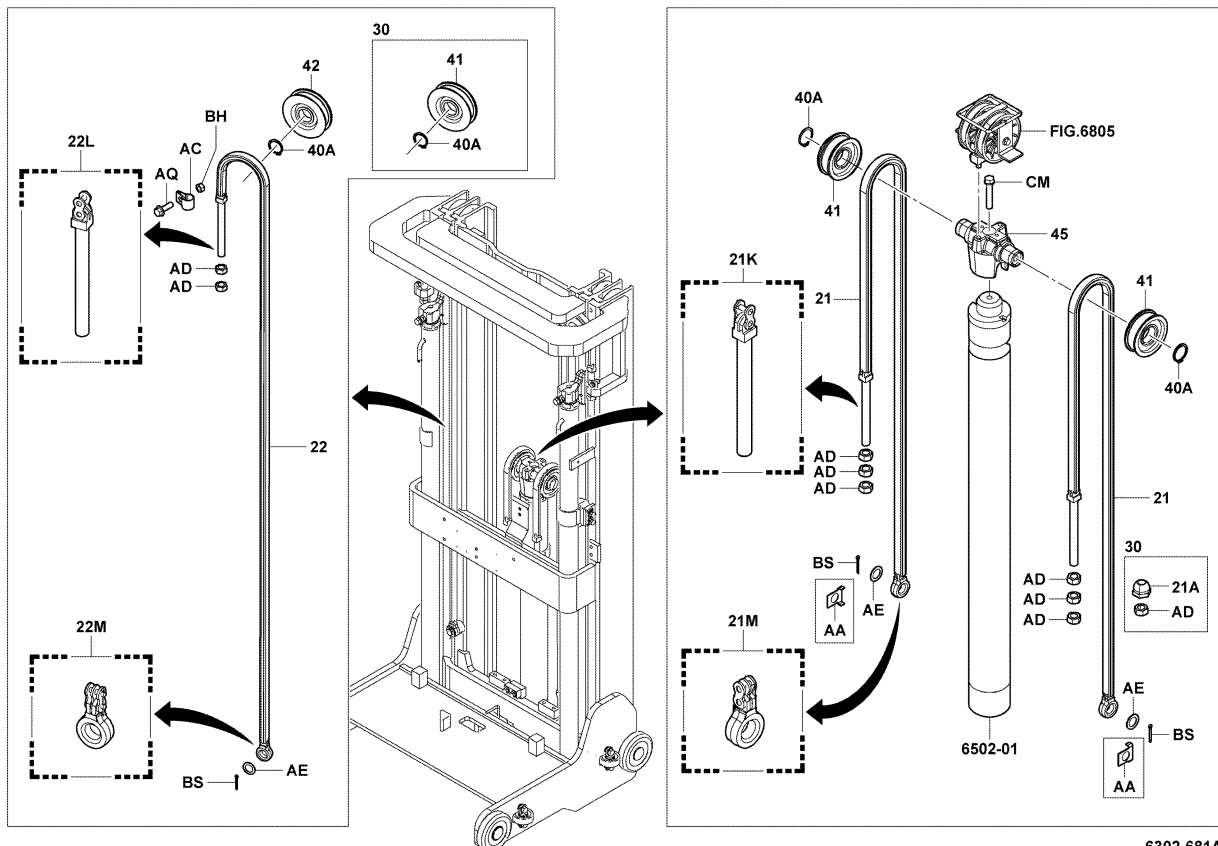
6302-680\_

6302

CHAIN & CHAIN WHEEL  
CHAÎNE ET GALET DE CHAÎNE

KETTE & KETTENRAD  
CADENA Y RUEDA DE CADENA

FSV



6302-681A

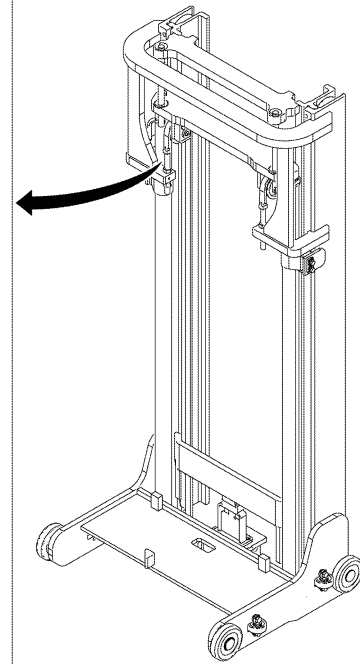
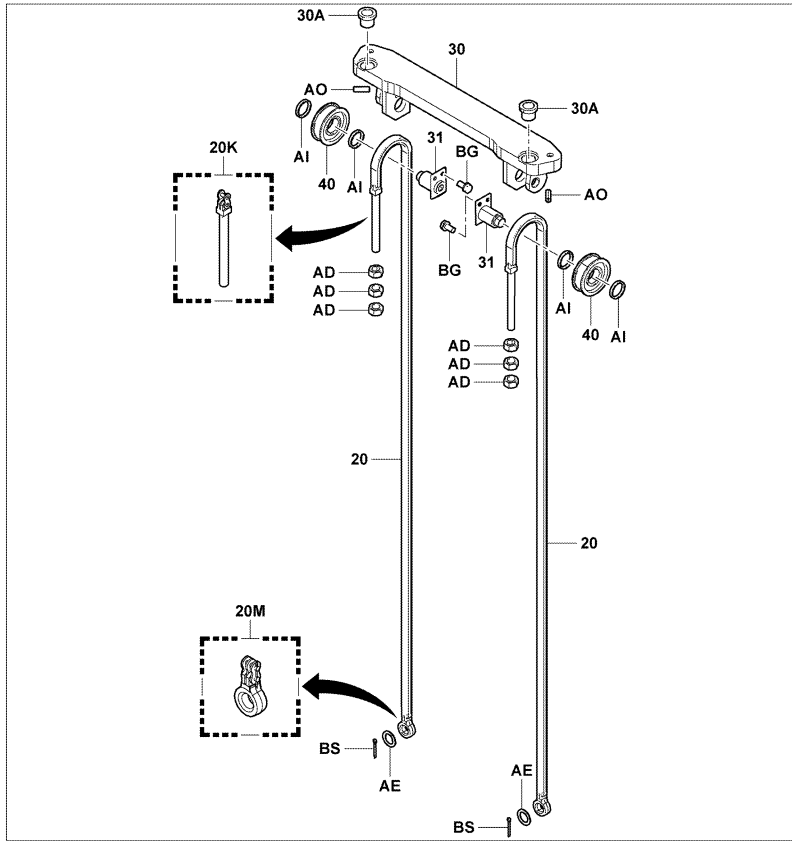
6302-681A

6302

CHAIN & CHAIN WHEEL  
CHAINE ET GALET DE CHAINE

KETTE & KETTENRAD  
CADENA Y RUEDA DE CADENA

SV..10,13,14,15,18,S10,S13,S14,S15,S18



6302-682

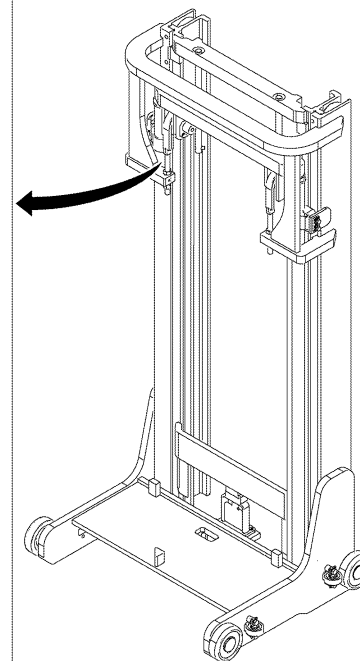
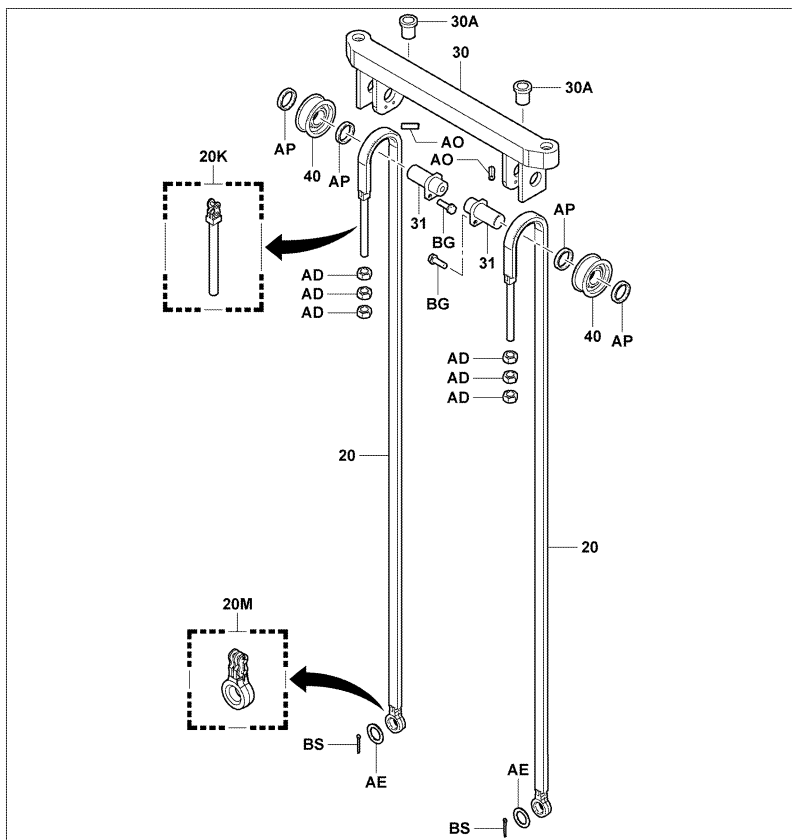
6302-682\_

6302

CHAIN & CHAIN WHEEL  
CHAINE ET GALET DE CHAINE

KETTE & KETTENRAD  
CADENA Y RUEDA DE CADENA

SV..20,25,S20,S25,30



6302-683

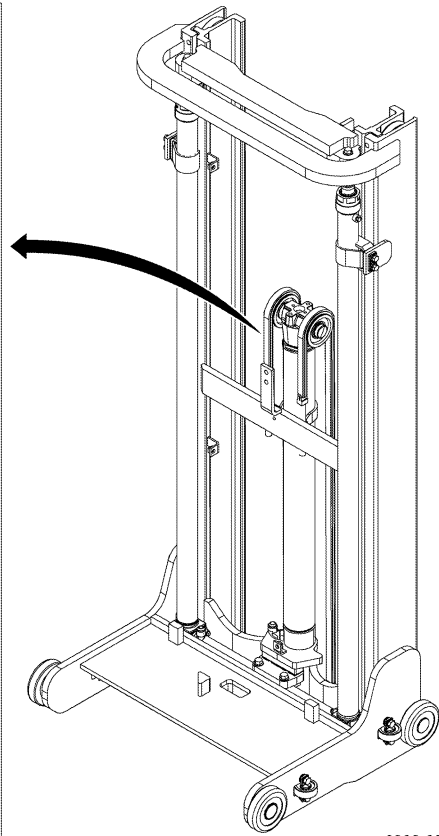
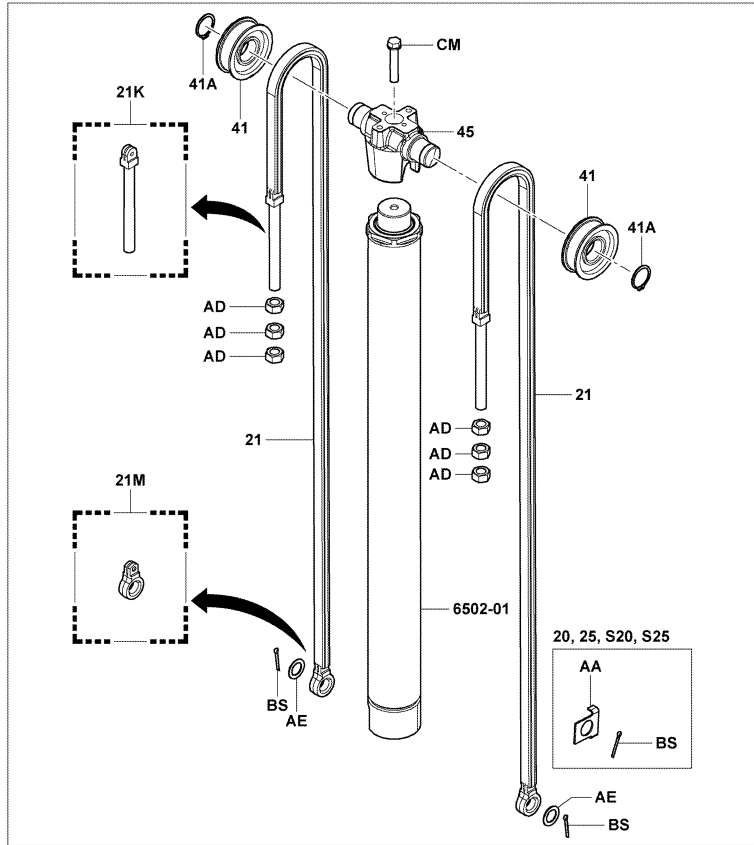
6302-683\_

6302

CHAIN & CHAIN WHEEL  
CHAINE ET GALET DE CHAINE

KETTE & KETTENRAD  
CADENA Y RUEDA DE CADENA

FV



6302-688

6302-688\_

6302

CHAIN & CHAIN WHEEL  
CHAINE ET GALET DE CHAINE

KETTE & KETTENRAD  
CADENA Y RUEDA DE CADENA

PART NAME CODE	PART NAME	QTY	PART NAME CODE	PART NAME	QTY
6302-20	CHAIN SUB-ASSY SOUS-ENS. DE CHAINE KETTEN-TEILGRUPPE SUBCONJUNTO DE LA CADENA	2	6302-30	BEAM SUB-ASSY, CHAIN SOUS-ENS. DE LONGERON ACHSK1 RPER-TEILGRUPPE SUBCONJUNTO DE LA VIGUETA	1
6302-20K	BOLT KIT, CHAIN ANCHOR, NO.1 KIT BOULON SCHRAUBEN-AUSRUSTUNG PERNOS DE REPUESTO	2	6302-30A	BUSHING BAGUE BUCHSE BUJE	2
6302-20M	BOLT KIT, CHAIN EYE KIT BOULON SCHRAUBEN-AUSRUSTUNG PERNOS DE REPUESTO	2	6302-31	PIN, CHAIN WHEEL GOUPILLE STIFT PASADOR	2
6302-21	CHAIN SUB-ASSY, FRONT SOUS-ENS. DE CHAINE KETTEN-TEILGRUPPE SUBCONJUNTO DE LA CADENA	2	6302-40	WHEEL, CHAIN ROUE RAD RUEDA	2
6302-21A	NUT, CHAIN ADJUST (FRONT) ECROU MUTTER TUERCA	2	6302-40A	RING, SHAFT SNAP (FOR CHAIN WHEEL) ANNEAU RING ANILLO	2-4
6302-21K	BOLT KIT, CHAIN ANCHOR, NO.1, FRONT KIT BOULON SCHRAUBEN-AUSRUSTUNG PERNOS DE REPUESTO	2	6302-41	WHEEL, CHAIN (FRONT) ROUE RAD RUEDA	2-4
6302-21M	BOLT KIT, CHAIN EYE, FRONT KIT BOULON SCHRAUBEN-AUSRUSTUNG PERNOS DE REPUESTO	2	6302-41A	RING, SHAFT SNAP (FOR FRONT CHAIN WHEEL) ANNEAU RING ANILLO	2
6302-22	CHAIN SUB-ASSY, REAR SOUS-ENS. DE CHAINE KETTEN-TEILGRUPPE SUBCONJUNTO DE LA CADENA	2	6302-42	WHEEL, CHAIN (REAR) ROUE RAD RUEDA	2
6302-22L	BOLT KIT, CHAIN ANCHOR, NO.2, REAR KIT BOULON SCHRAUBEN-AUSRUSTUNG PERNOS DE REPUESTO	2	6302-45	SUPPORT, CHAIN WHEEL SUPPORT STUTZE SOPORTE	1
6302-22M	BOLT KIT, CHAIN EYE KIT BOULON SCHRAUBEN-AUSRUSTUNG PERNOS DE REPUESTO	2	6302-AA	PLATE, CHAIN STOPPER PLAQUE PLATTE PLACA	2

6302		CHAIN & CHAIN WHEEL CHAINE ET GALET DE CHAINE	KETTE & KETTENRAD CADENA Y RUEDA DE CADENA
PART NAME CODE	PART NAME	QTY	PART NAME CODE
6302-AC	CLAMP, CHAIN ANCHOR BOLT PINSE KLEMME ABRAZADERA	2	6302-CM
6302-AD	NUT ECROU MUTTER TUERCA	6-10	BOLT BOULON SCHRAUBE PERNO
6302-AE	WASHER, CHAIN SPECIAL RODELLE UNTERLEGSCHIEBE ARANDELA	2-4	
6302-AI	SPACER ENTRETOISE DISTANZSTUCK SEPARADOR	4	
6302-AO	PIN, SPRING GOUPILLE STIFT PASADOR	2	
6302-AP	COLLAR, CHAIN WHEEL COLLIER BUCHSE COLLAR	4	
6302-AQ	BOLT BOULON SCHRAUBE PERNO	2	
6302-BG	BOLT BOULON SCHRAUBE PERNO	4	
6302-BH	NUT ECROU MUTTER TUERCA	2	
6302-BS	PIN, COTTER GOUPILLE STIFT PASADOR	2-4	

6302		CHAIN & CHAIN WHEEL CHAINE ET GALET DE CHAINE	KETTE & KETTENRAD CADENA Y RUEDA DE CADENA
PART NAME CODE	PART NAME	QTY	PART NAME CODE



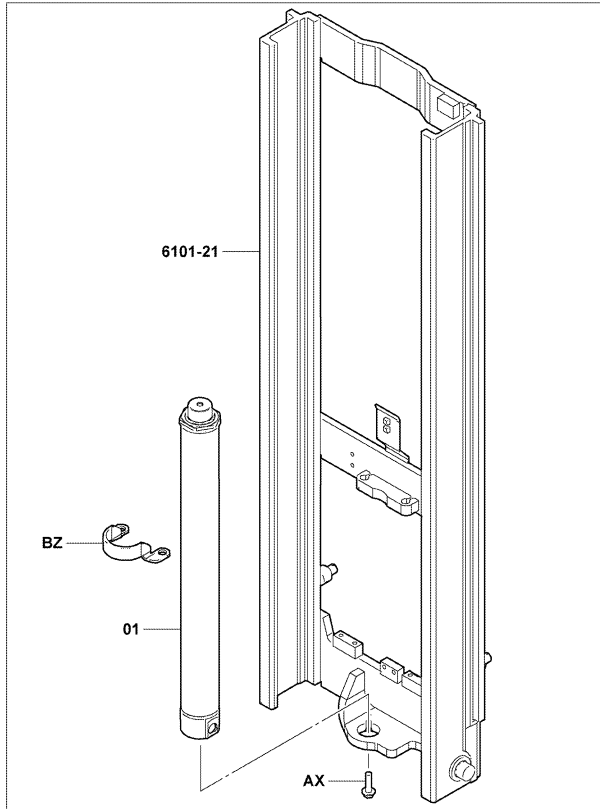
6502

FRONT LIFT CYLINDER  
CYLINDRE DE LEVEE AVANT

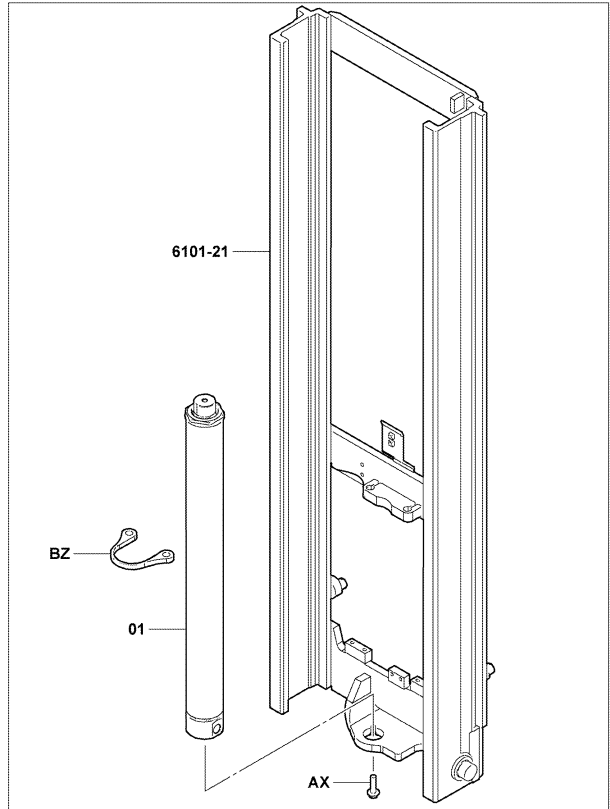
VORDERER HUBZYLINDER  
CILINDRO DE ELEVACION FRONTAL

FSV..10,13,14,15,18,S10,S13,S14,S15,S18 [ASSY & MOUNT]

10, 13, 14, 15, 18, S10, S13, S14, S15, S18



S20, S25



6502-227A

6502-227A

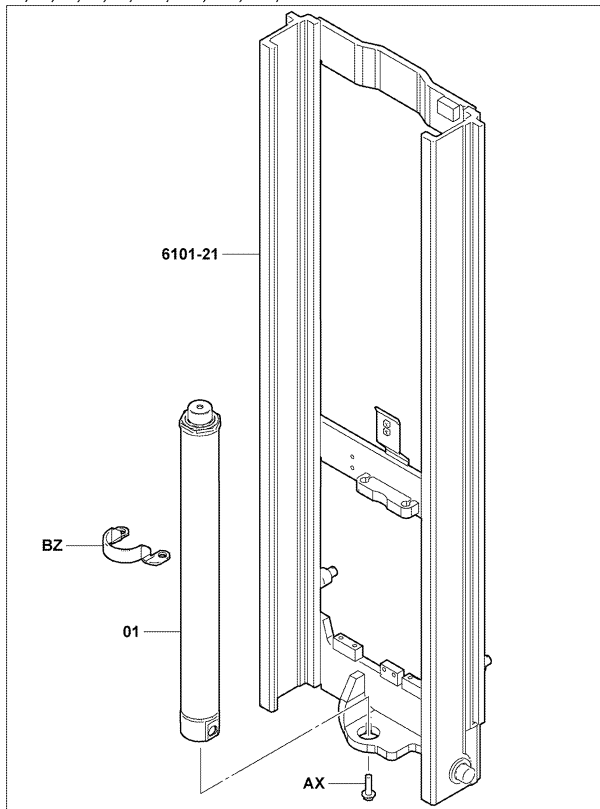
6502

FRONT LIFT CYLINDER  
CYLINDRE DE LEVEE AVANT

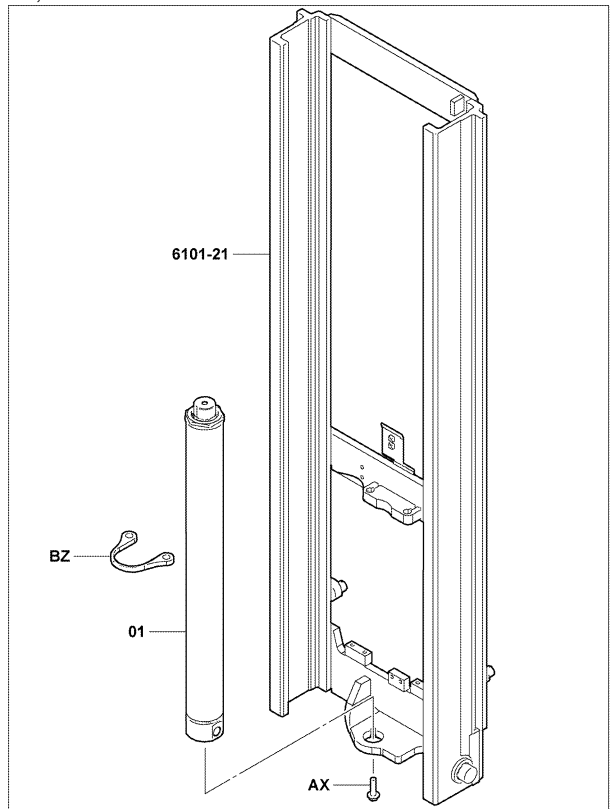
VORDERER HUBZYLINDER  
CILINDRO DE ELEVACION FRONTAL

FSV..S20,S25 [ASSY & MOUNT]

10, 13, 14, 15, 18, S10, S13, S14, S15, S18



S20, S25



6502-227A

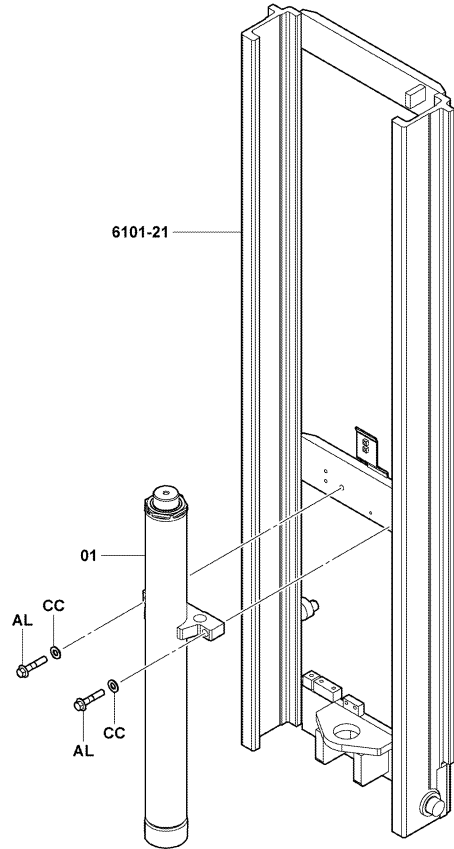
6502-227A

6502

FRONT LIFT CYLINDER  
CYLINDRE DE LEVEE AVANT

VORDERER HUBZYLINDER  
CILINDRO DE ELEVACION FRONTAL

FSV..30 [ASSY & MOUNT]



6502-233

6502-233\_

6502

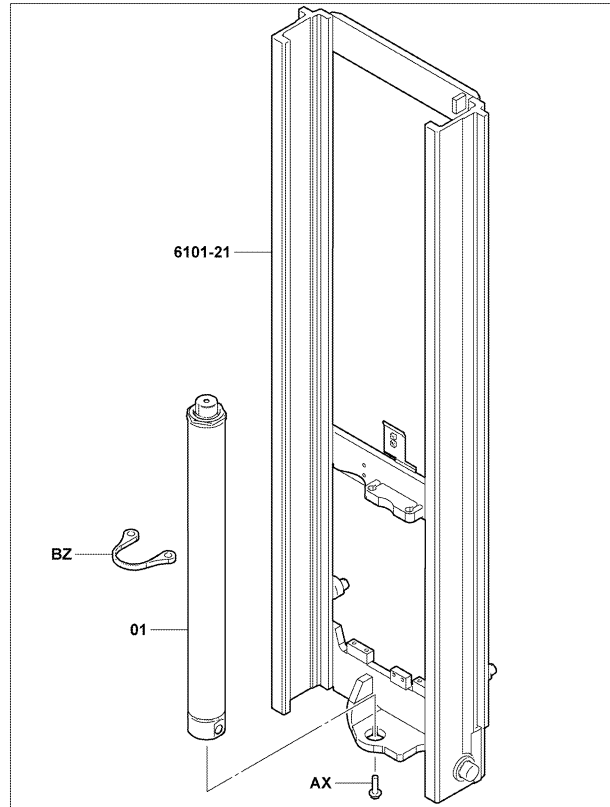
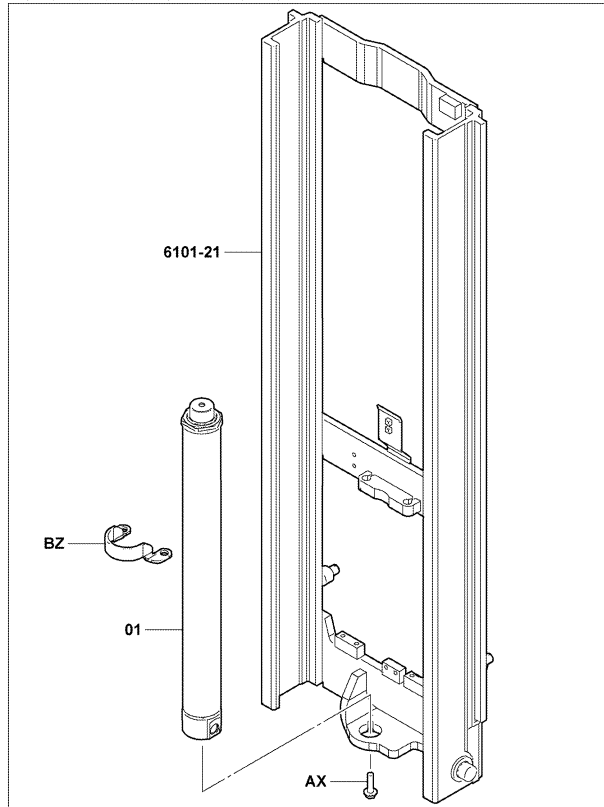
FRONT LIFT CYLINDER  
CYLINDRE DE LEVEE AVANT

VORDERER HUBZYLINDER  
CILINDRO DE ELEVACION FRONTAL

FV [ASSY & MOUNT]

10, 13, 14, 15, 18, S10, S13, S14, S15, S18

S20, S25



6502-227A

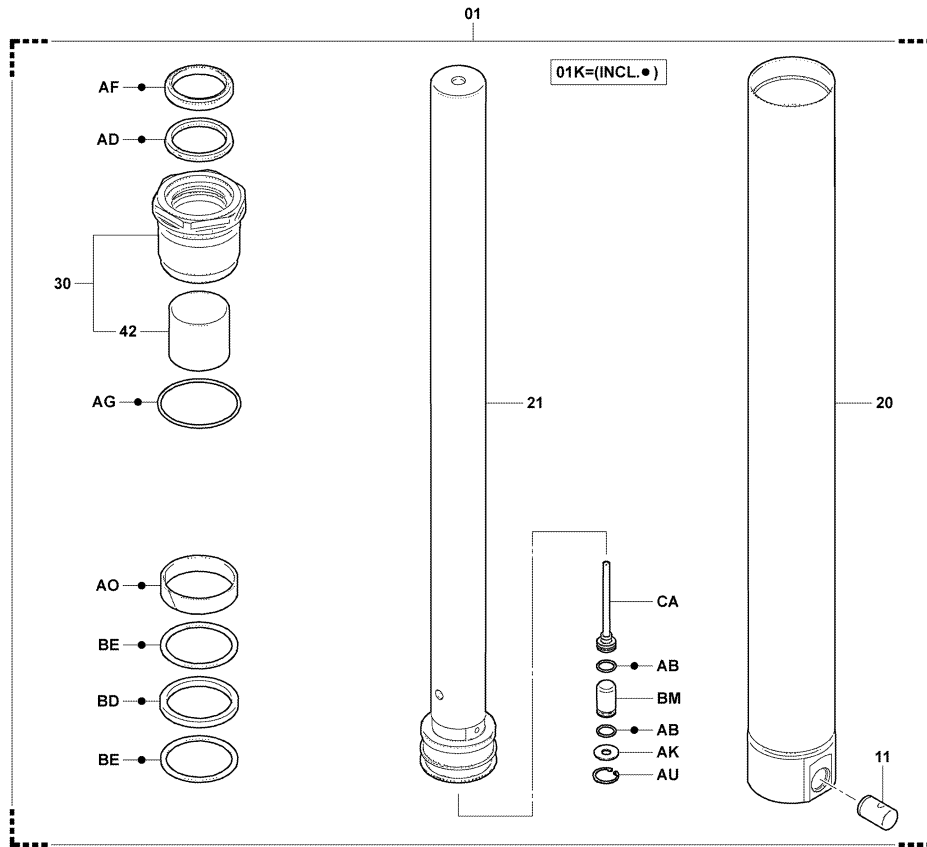
6502-227A

6502

FRONT LIFT CYLINDER  
CYLINDRE DE LEVEE AVANT

VORDERER HUBZYLINDER  
CILINDRO DE ELEVACION FRONTAL

FSV [INNER PARTS]



6502-228

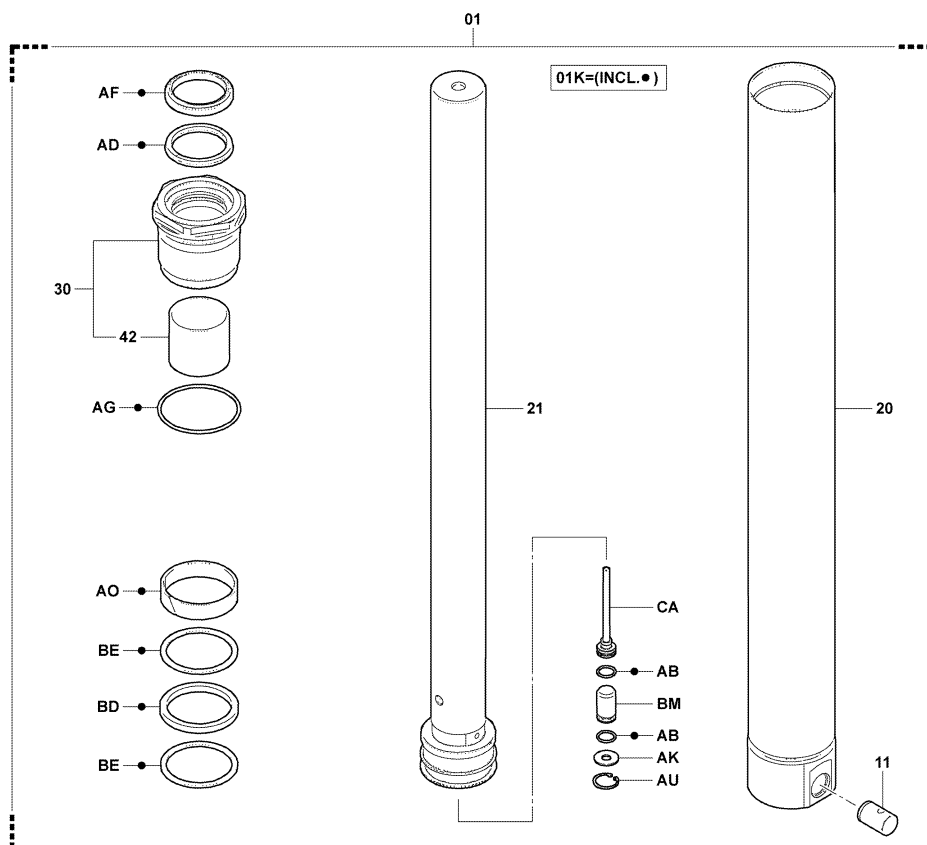
6502-228\_

6502

FRONT LIFT CYLINDER  
CYLINDRE DE LEVEE AVANT

VORDERER HUBZYLINDER  
CILINDRO DE ELEVACION FRONTAL

FV [INNER PARTS]



6502-228

6502-228\_

6502		FRONT LIFT CYLINDER CYLINDRE DE LEVEE AVANT		VORDERER HUBZYLINDER CILINDRO DE ELEVACION FRONTAL	
PART NAME CODE	PART NAME	QTY	PART NAME CODE	PART NAME	QTY
6502-01	CYLINDER ASSY, LIFT ENS. DE CYLINDRE ZYLINDER, VOLLST. CONJUNTO DEL CILINDRO	1	6502-AG	RING, O ANNEAU RING ANILLO	1
6502-01K	CYLINDER O/H KIT, LIFT JEU O/H DE CYLINDRE ZYLINDER-7 BERHOLSATZ JUEGO O/H DEL CILINDRO	1	6502-AK	WASHER, PLATE RODELLE UNTERLEGSCHIEBE ARANDELA	1
6502-11	VALVE ASSY, SAFETY DOWN ENS. DE SOUPAPE VENTIL, VOLLST. CONJUNTO DE VALVULA	1	6502-AL	BOLT BOULON SCHRAUBE PERNO	2
6502-20	CYLINDER SUB-ASSY, LIFT SOUS-ENS. DE CYLINDRE ZYLINDER-TEILGRUPPE SUBCONJUNTO DEL CILINDRO	1	6502-AO	RING, WEAR ANNEAU RING ANILLO	1
6502-21	ROD SUB-ASSY, LIFT CYLINDER SOUS-ENS. DE BIELLE STANGEN-TEILGRUPPE SUBCONJUNTO DE LA VARILLA	1	6502-AU	RING, SNAP ANNEAU RING ANILLO	1
6502-30	GUIDE SUB-ASSY, LIFT CYLINDER ROD SOUS-ENS. DE GUIDE FUHRUNGS-TEILGRUPPE SUBCONJUNTO DE GUIA	1	6502-AX	BOLT BOULON SCHRAUBE PERNO	1
6502-42	SLEEVE, LIFT CYLINDER ROD GUIDE MANCHON HULSE MANGUITO	1	6502-BD	PACKING CALE DICHTUNG EMPAQUETADURA	1
6502-AB	RING, O ANNEAU RING ANILLO	2	6502-BE	RING, BACK UP ANNEAU RING ANILLO	2
6502-AD	PACKING, U CALE DICHTUNG EMPAQUETADURA	1	6502-BM	VALVE, CHECK SOUPAPE VENTIL VALVULA	1
6502-AF	SEAL, DUST JOINT ABDICHTUNG SELLO	1	6502-BZ	CLAMP, LIFT CYLINDER PINSE KLEMME ABRAZADERA	1

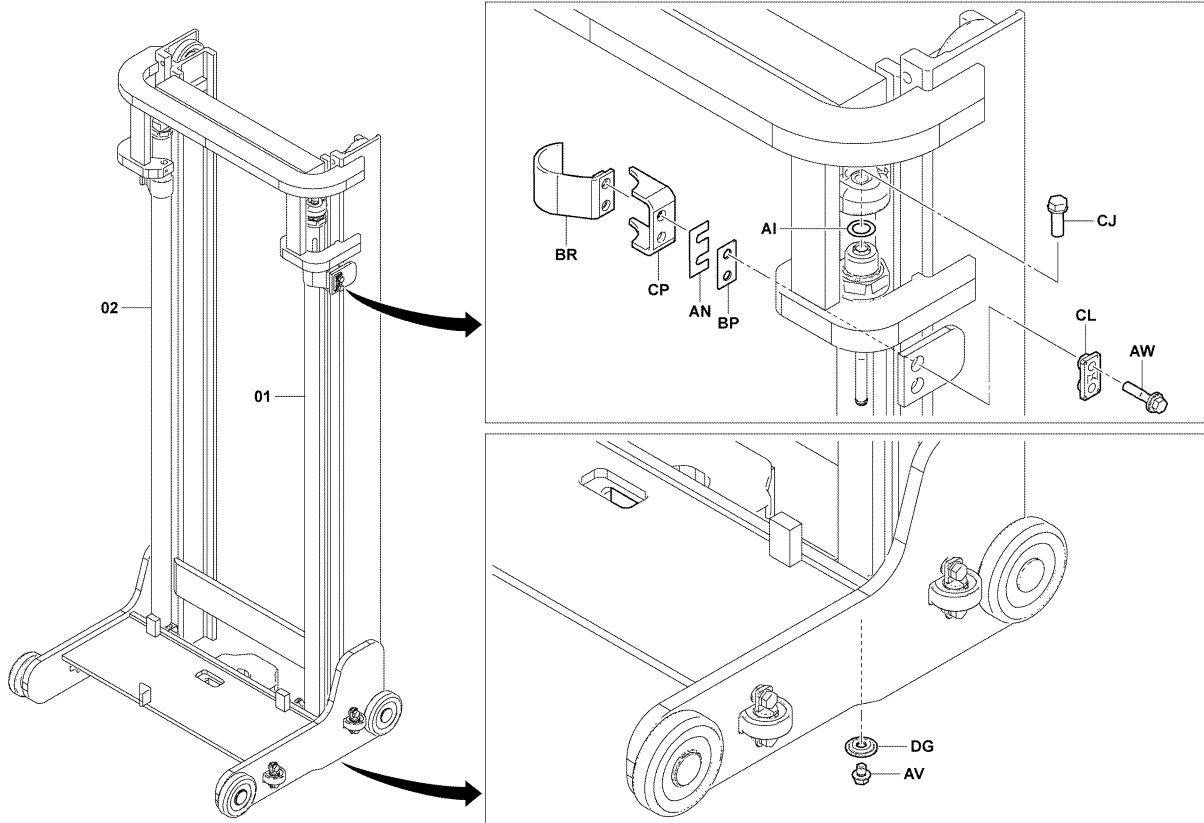
6502		FRONT LIFT CYLINDER CYLINDRE DE LEVEE AVANT		VORDERER HUBZYLINDER CILINDRO DE ELEVACION FRONTAL	
PART NAME CODE	PART NAME	QTY	PART NAME CODE	PART NAME	QTY
6502-CA	PIPE SUB-ASSY SOUS-ENS. DE TUYAU ROHR-TEILGRUPPE SUBCONJUNTO DE TUBO	1			
6502-CC	WASHER, PLATE RODELLE UNTERLEGSCHIEBE ARANDELA	2			

6503

REAR LIFT CYLINDER  
CYLINDRE DE LEVEE ARRIERE

HINTERER HUBZYLINDER  
CILINDRO DE ELEVACION TRASERO

V [ASSY & MOUNT]



6503-456

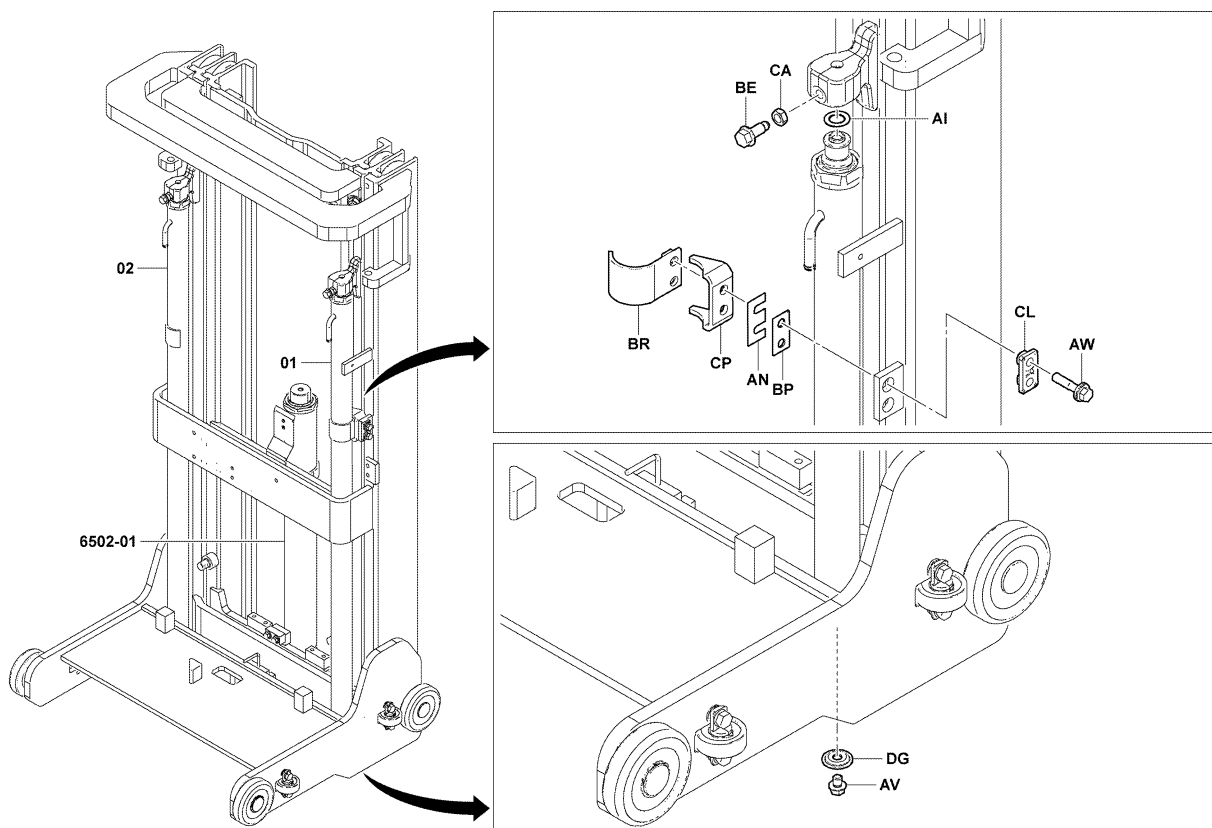
6503-456\_

6503

REAR LIFT CYLINDER  
CYLINDRE DE LEVEE ARRIERE

HINTERER HUBZYLINDER  
CILINDRO DE ELEVACION TRASERO

FSV [ASSY & MOUNT]



6503-457

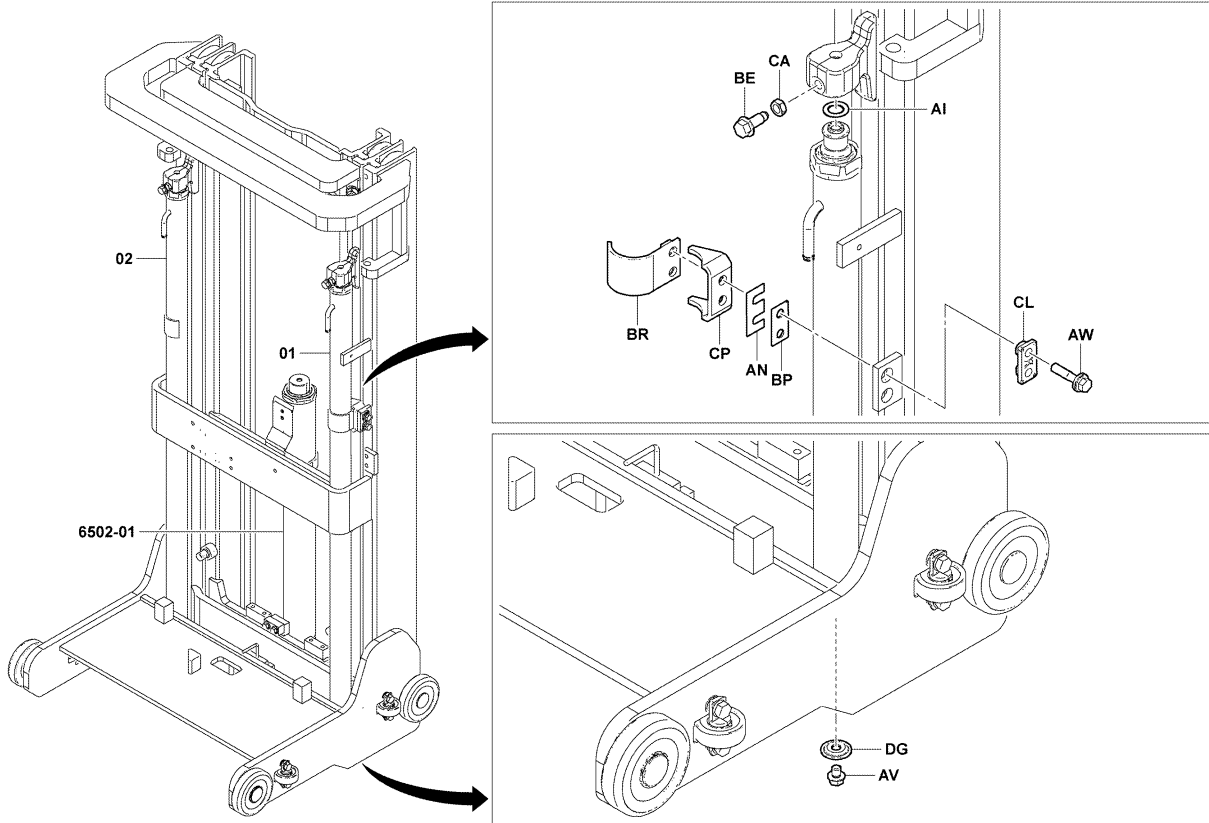
6503-457\_

6503

REAR LIFT CYLINDER  
CYLINDRE DE LEVEE ARRIERE

HINTERER HUBZYLINDER  
CILINDRO DE ELEVACION TRASERO

FSV..K9,K10,K13,20,25 [DEL]



6503-457

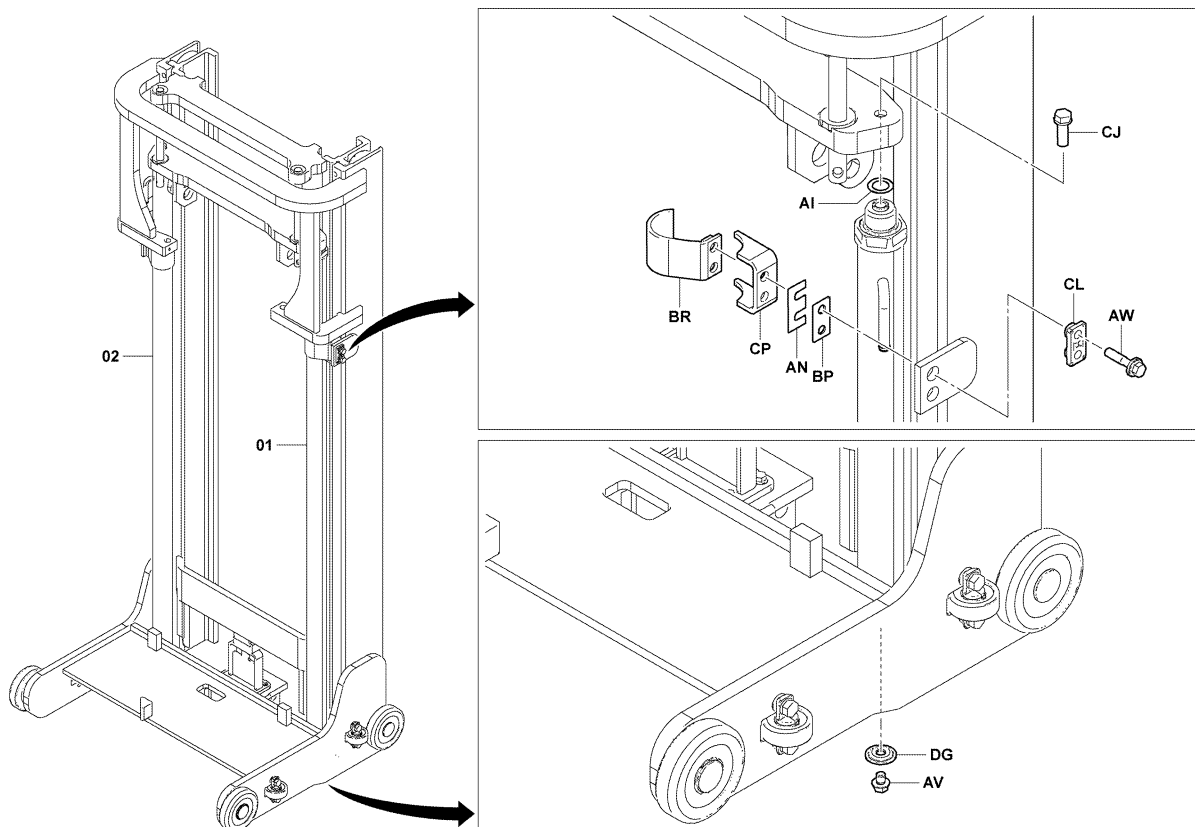
6503-457\_

6503

REAR LIFT CYLINDER  
CYLINDRE DE LEVEE ARRIERE

HINTERER HUBZYLINDER  
CILINDRO DE ELEVACION TRASERO

SV [ASSY & MOUNT]



6503-458

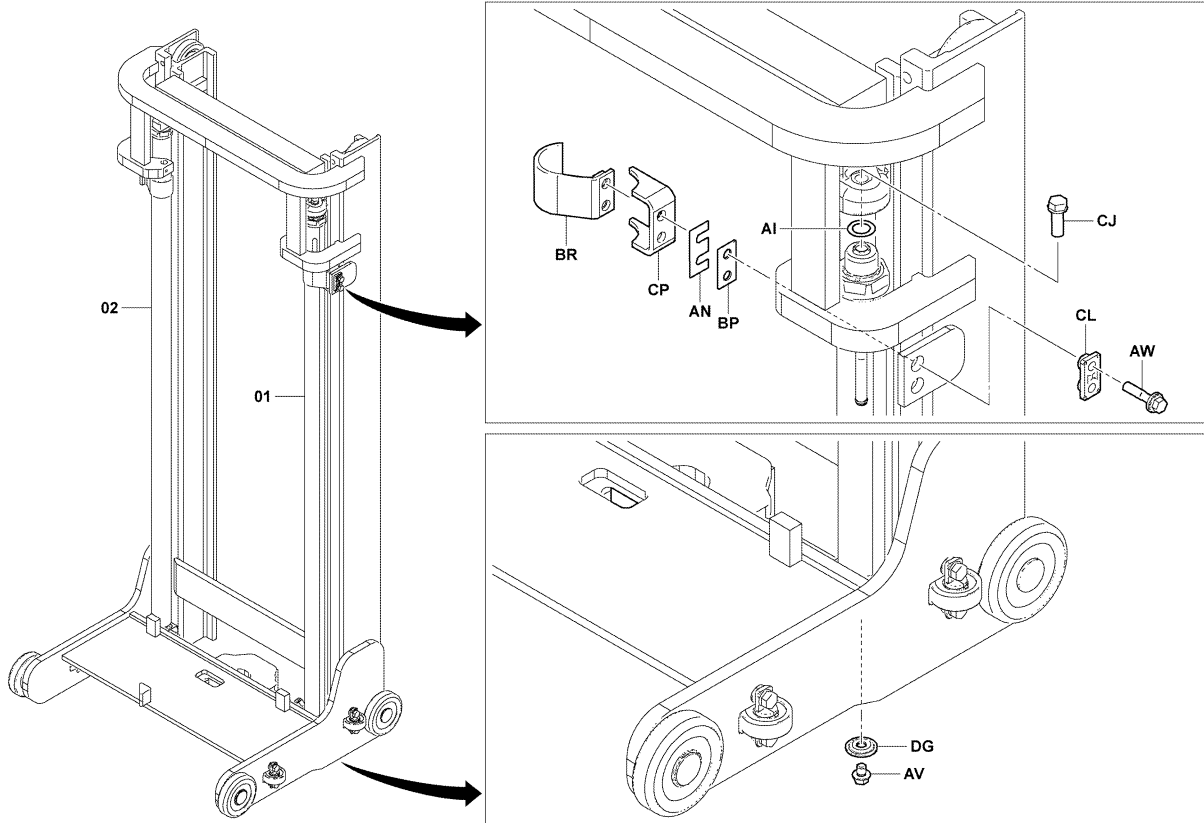
6503-458\_

6503

REAR LIFT CYLINDER  
CYLINDRE DE LEVEE ARRIERE

HINTERER HUBZYLINDER  
CILINDRO DE ELEVACION TRASERO

FV [ASSY & MOUNT]



6503-456

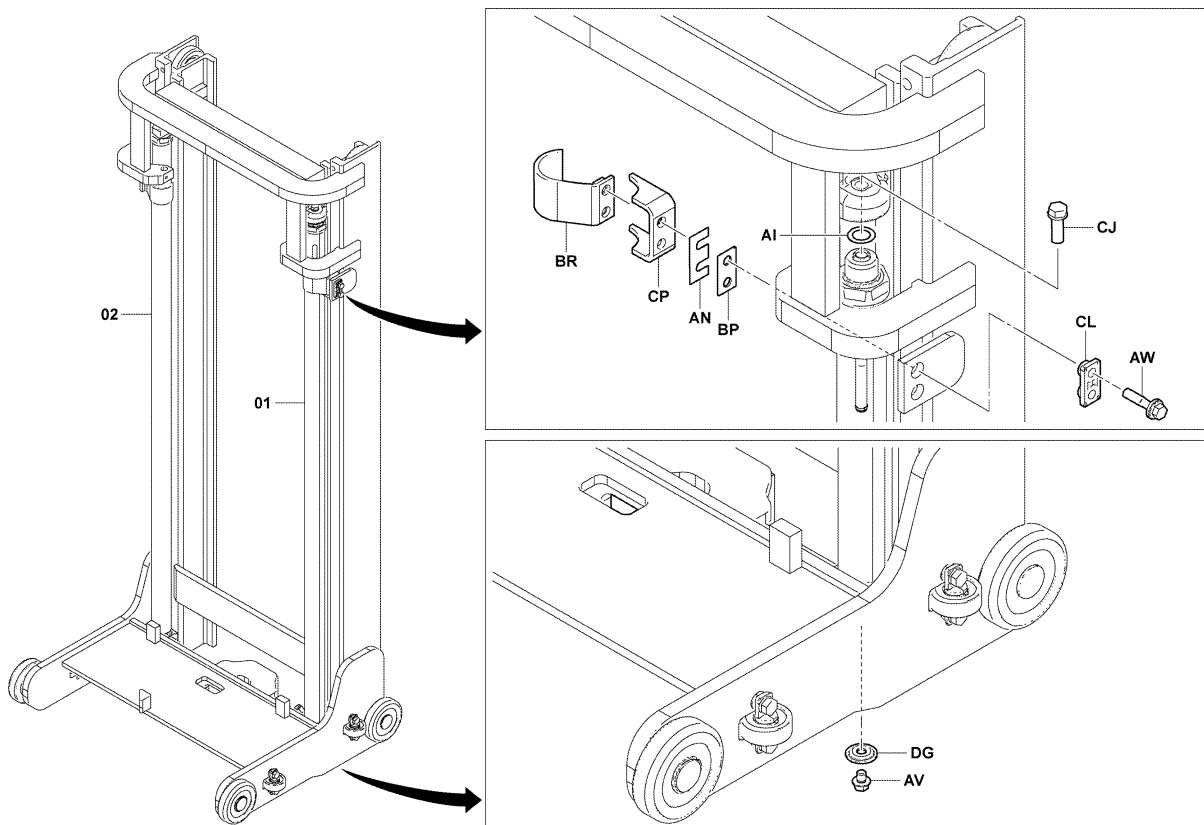
6503-456\_

6503

REAR LIFT CYLINDER  
CYLINDRE DE LEVEE ARRIERE

HINTERER HUBZYLINDER  
CILINDRO DE ELEVACION TRASERO

FV..30 [DEL]



6503-456

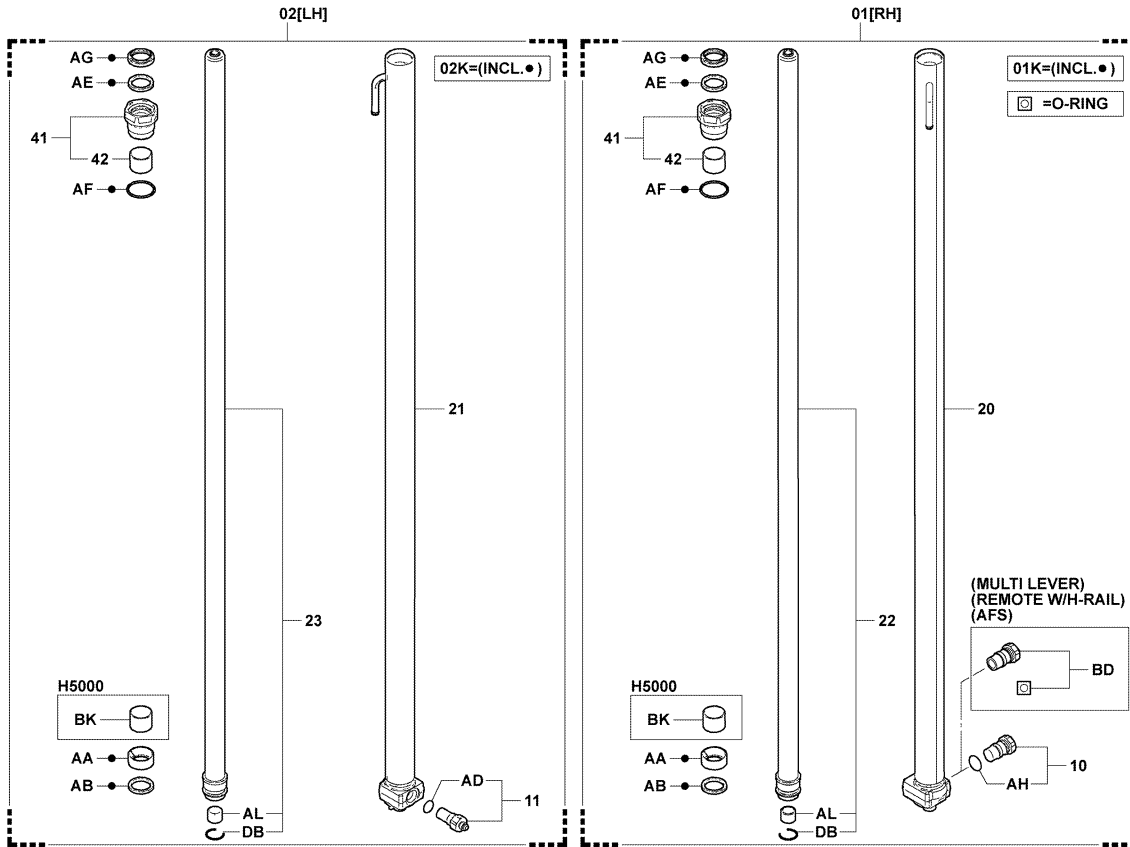
6503-456\_

6503

REAR LIFT CYLINDER  
CYLINDRE DE LEVEE ARRIERE

HINTERER HUBZYLINDER  
CILINDRO DE ELEVACION TRASERO

V..10,13,14,15,18,S10,S13,S14,S15,S18 [INNER PARTS]

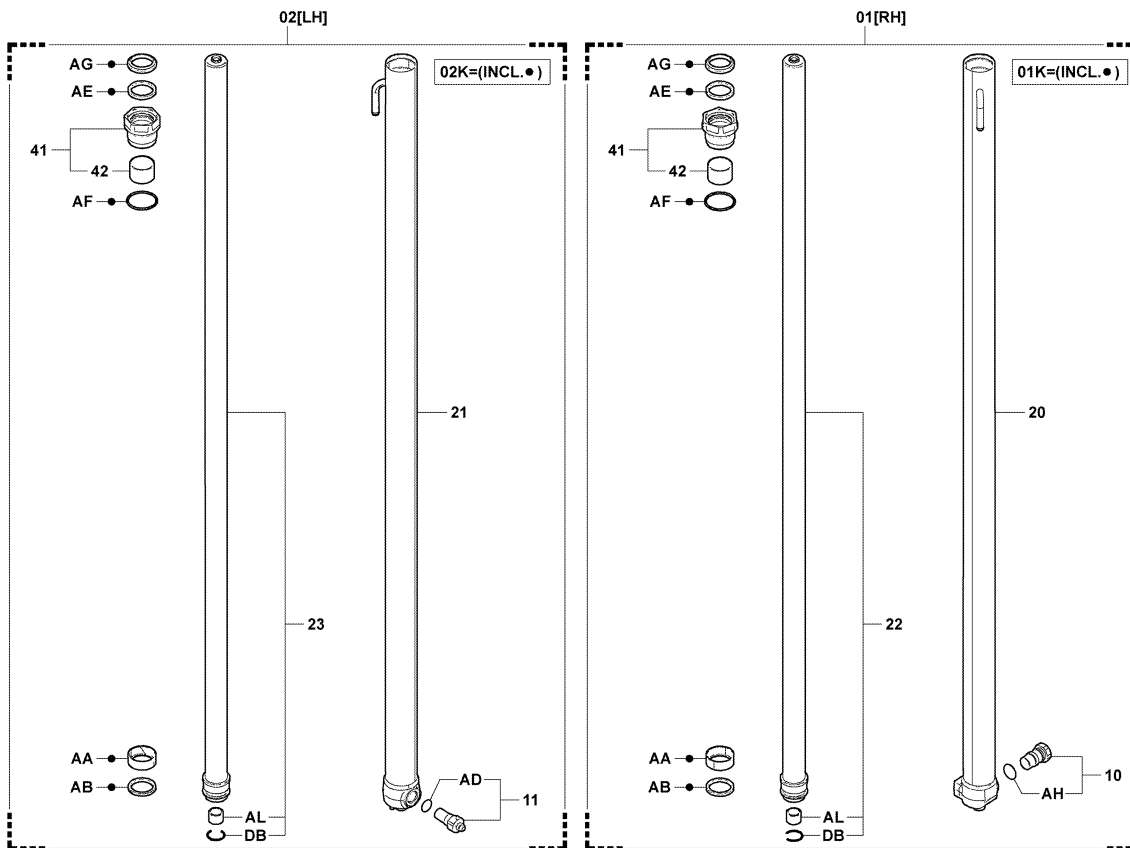


6503

REAR LIFT CYLINDER  
CYLINDRE DE LEVEE ARRIERE

HINTERER HUBZYLINDER  
CILINDRO DE ELEVACION TRASERO

V..20,25,S20,S25 [INNER PARTS]



6503-460

6503-460\_

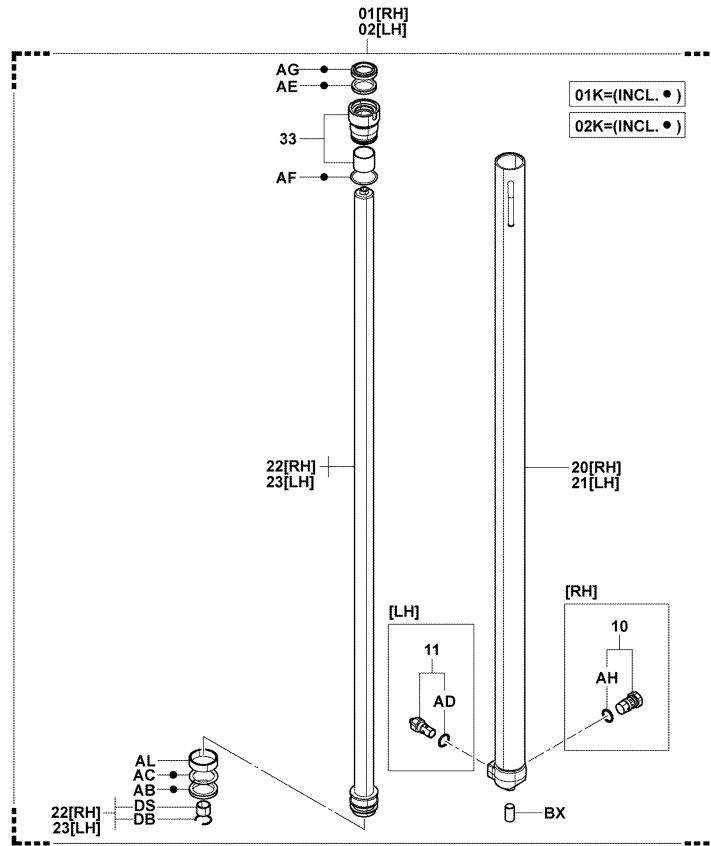


6503

REAR LIFT CYLINDER  
CYLINDRE DE LEVEE ARRIERE

HINTERER HUBZYLINDER  
CILINDRO DE ELEVACION TRASERO

V..30 [INNER PARTS]



6503-474

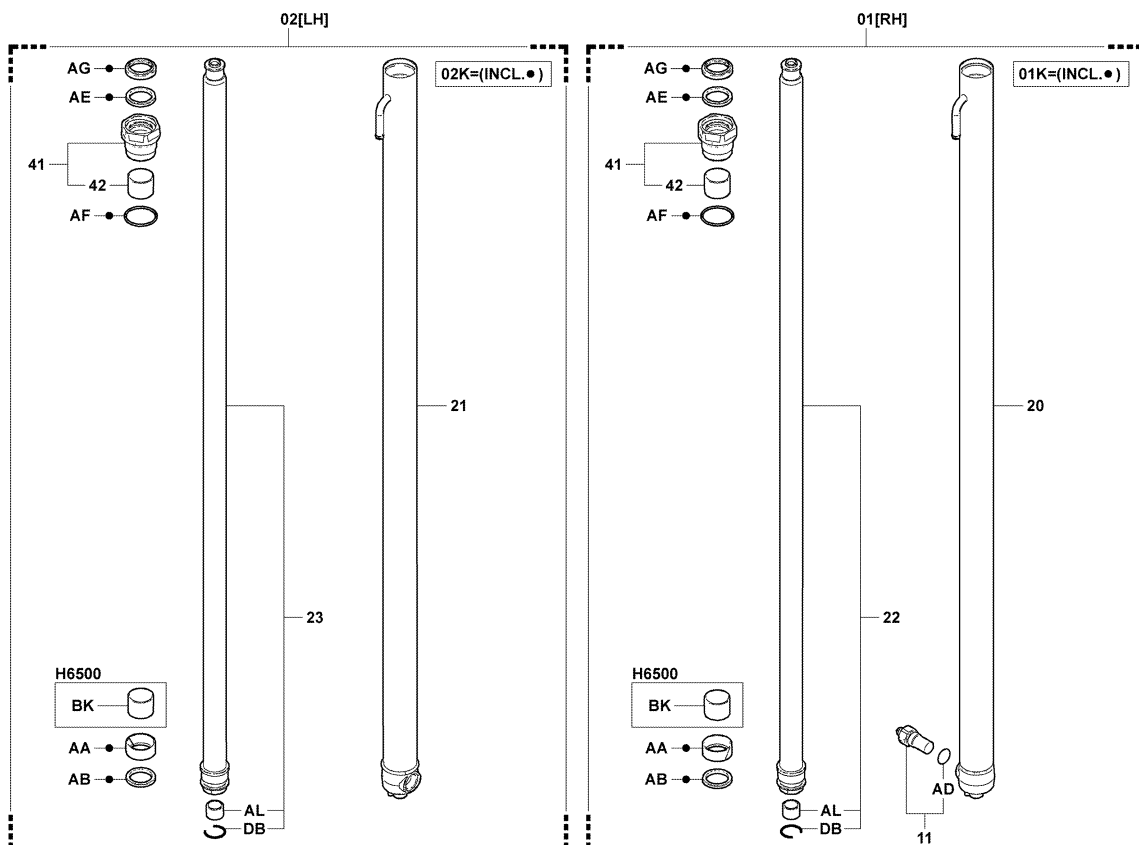
6503-474\_

6503

REAR LIFT CYLINDER  
CYLINDRE DE LEVEE ARRIERE

HINTERER HUBZYLINDER  
CILINDRO DE ELEVACION TRASERO

FSV..10,13,14,15,18,S10,S13,S14,S15,S18 [INNER PARTS]



6503-461

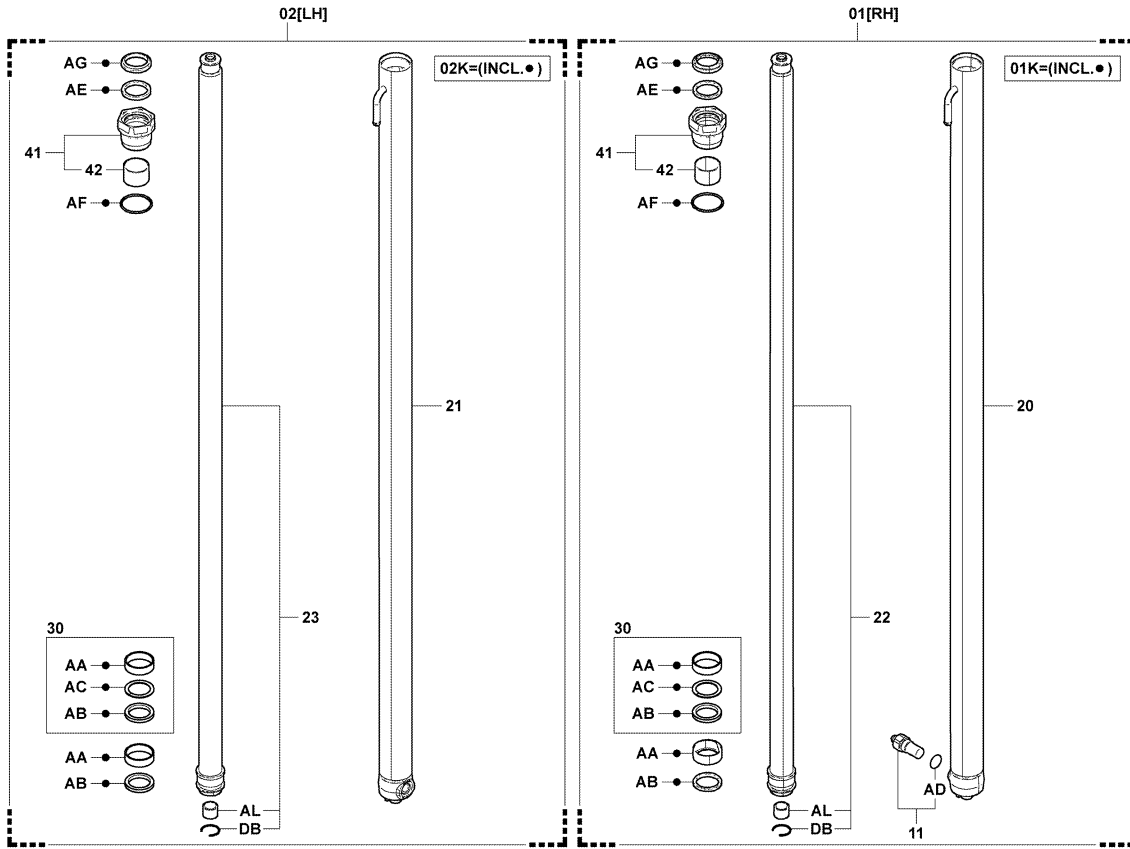
6503-461\_

6503

REAR LIFT CYLINDER  
CYLINDRE DE LEVEE ARRIERE

HINTERER HUBZYLINDER  
CILINDRO DE ELEVACION TRASERO

FSV..S20,S25 [INNER PARTS]



6503-462B

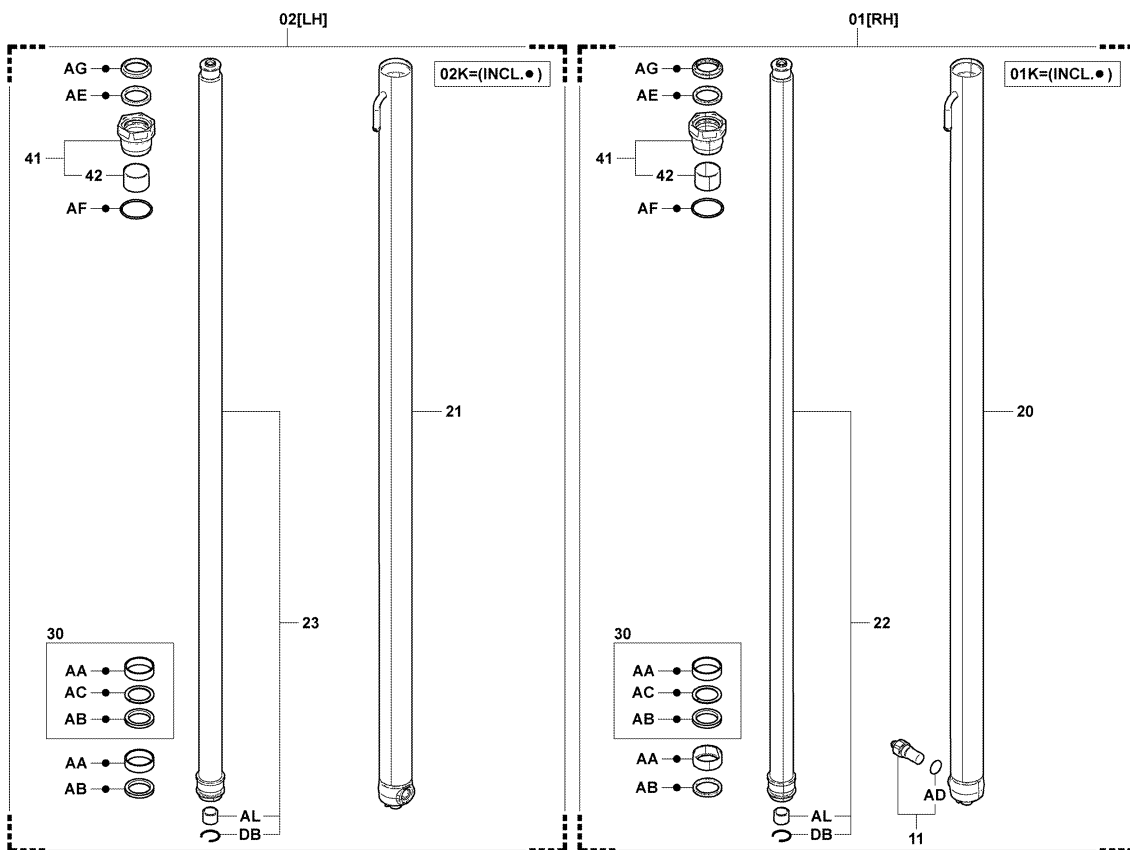
6503-462B

6503

REAR LIFT CYLINDER  
CYLINDRE DE LEVEE ARRIERE

HINTERER HUBZYLINDER  
CILINDRO DE ELEVACION TRASERO

FSV..30 [INNER PARTS]



6503-462B

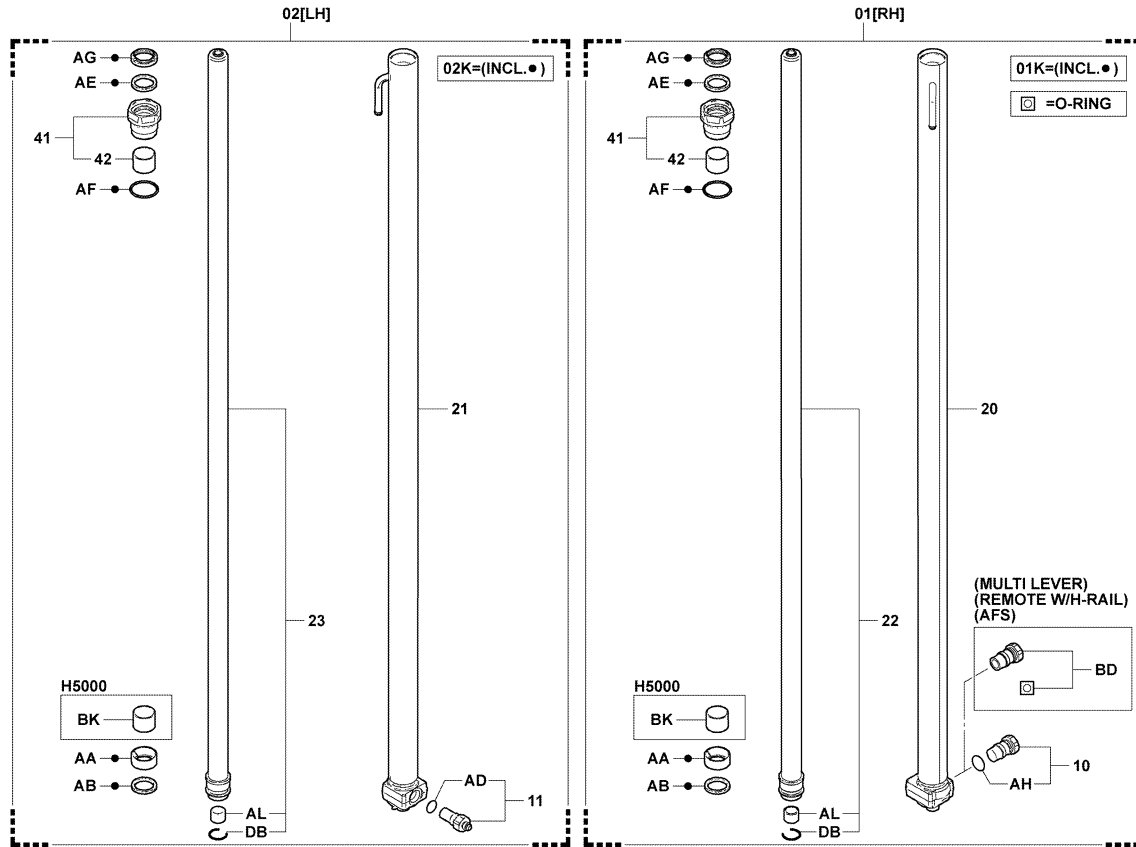
6503-462B

6503

REAR LIFT CYLINDER  
CYLINDRE DE LEVEE ARRIERE

HINTERER HUBZYLINDER  
CILINDRO DE ELEVACION TRASERO

SV..10,13,14,15,18,S10,S13,S14,S15,S18 [INNER PARTS]



6503-477

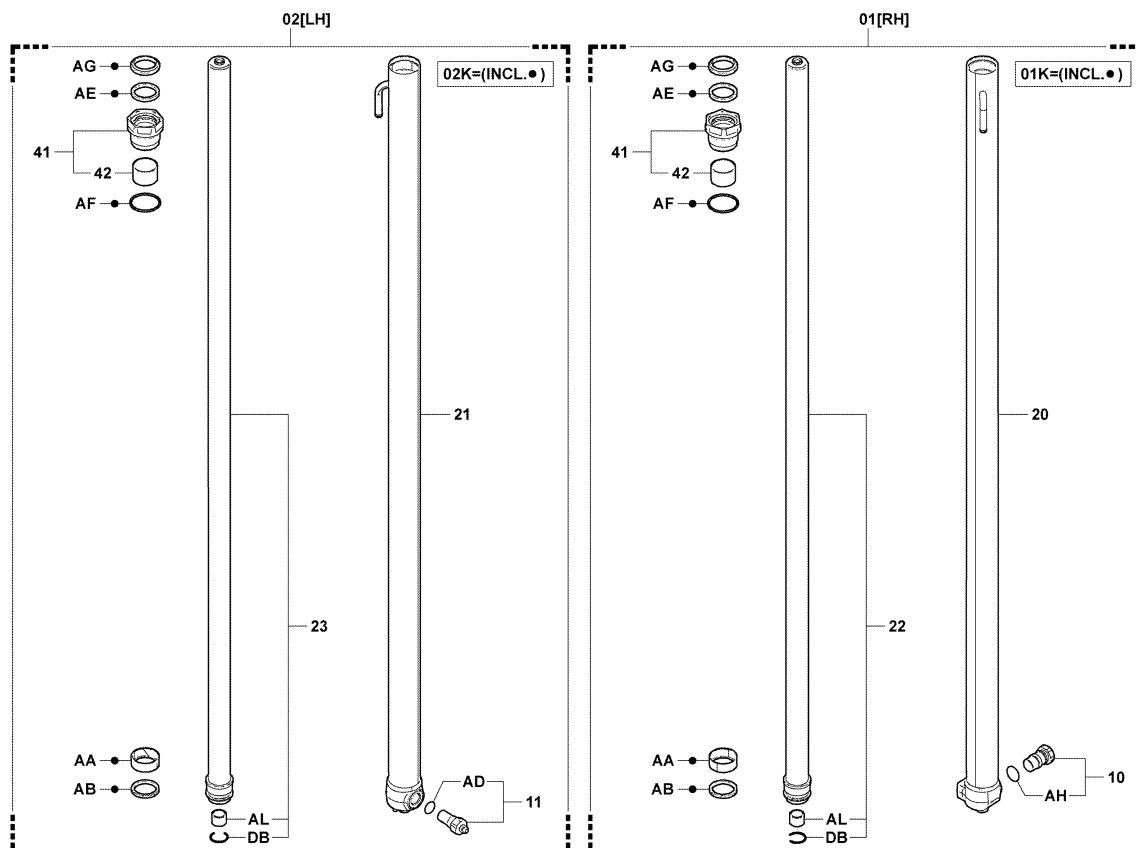
6503-477\_

6503

REAR LIFT CYLINDER  
CYLINDRE DE LEVEE ARRIERE

HINTERER HUBZYLINDER  
CILINDRO DE ELEVACION TRASERO

SV..20,25,S20,S25 [INNER PARTS]



6503-460

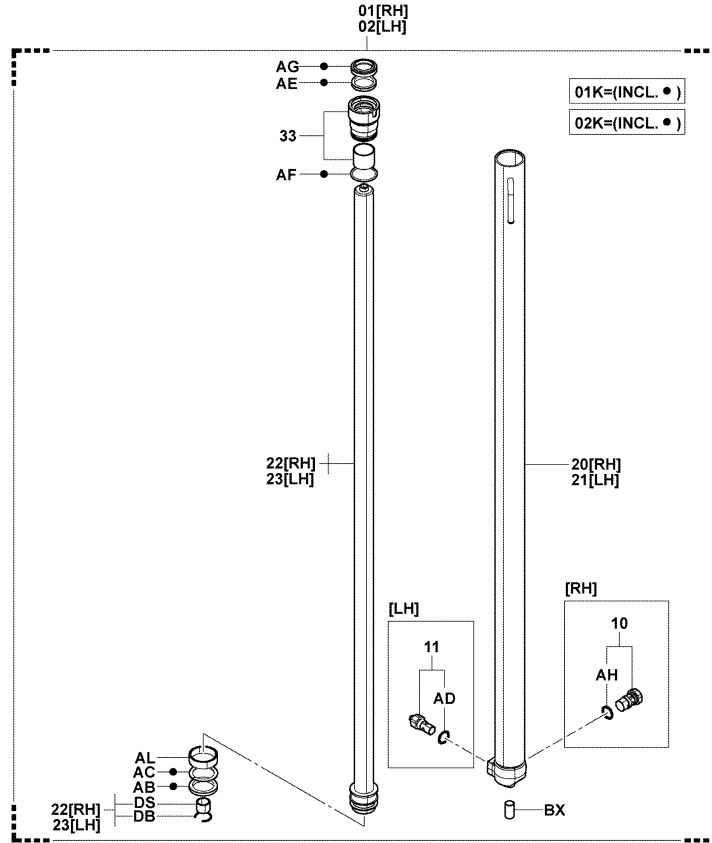
6503-460\_

6503

REAR LIFT CYLINDER  
CYLINDRE DE LEVEE ARRIERE

HINTERER HUBZYLINDER  
CILINDRO DE ELEVACION TRASERO

SV..30 [INNER PARTS]



6503-474

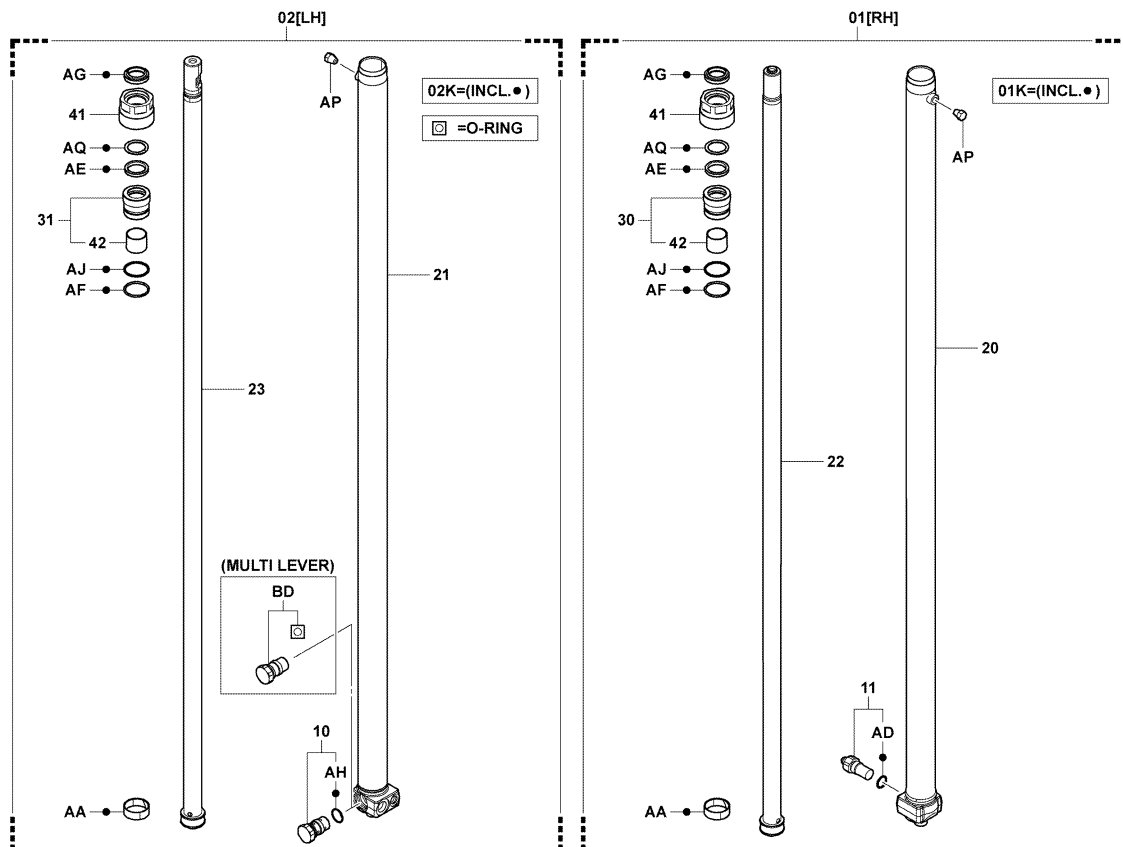
6503-474\_

6503

REAR LIFT CYLINDER  
CYLINDRE DE LEVEE ARRIERE

HINTERER HUBZYLINDER  
CILINDRO DE ELEVACION TRASERO

FV..10,13,14,15,18,S10,S13,S14,S15,S18 [INNER PARTS]



6503-478

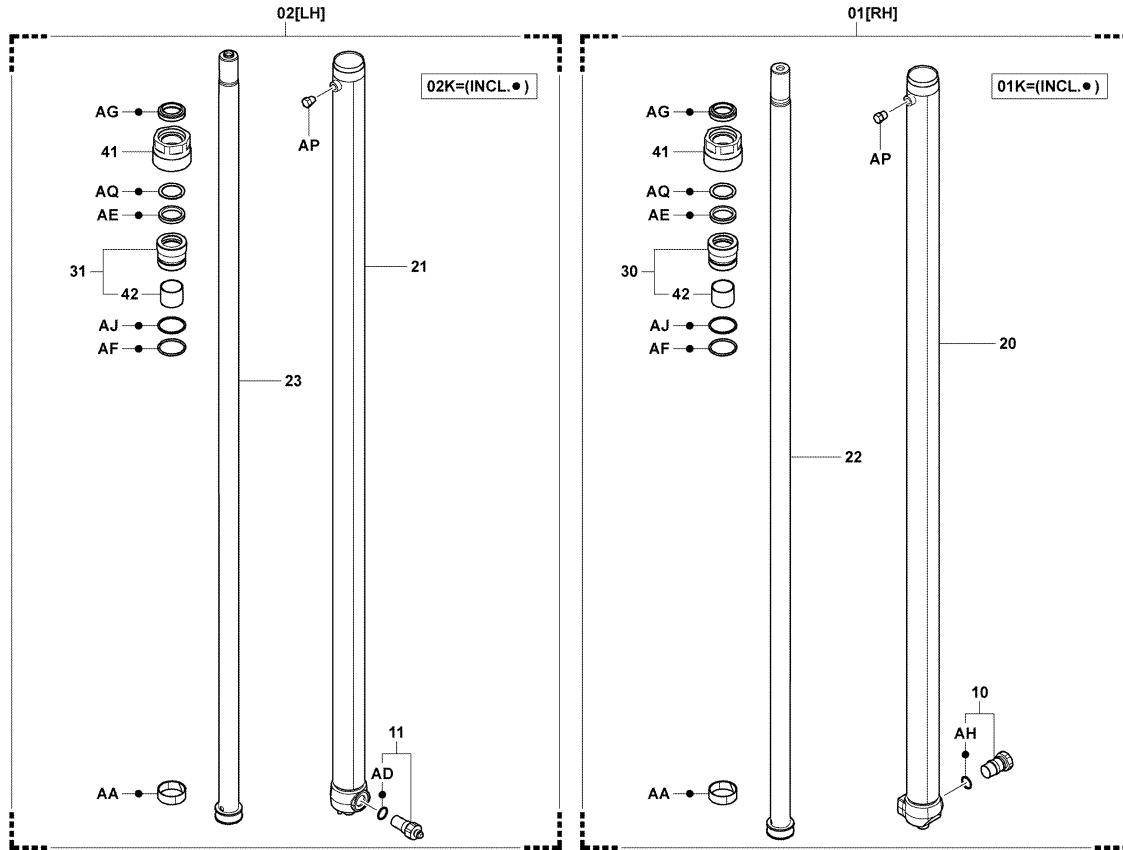
6503-478\_

6503

REAR LIFT CYLINDER  
CYLINDRE DE LEVEE ARRIERE

HINTERER HUBZYLINDER  
CILINDRO DE ELEVACION TRASERO

FV..20,25,S20,S25 [INNER PARTS]



6503-476

6503-476\_

6503

REAR LIFT CYLINDER  
CYLINDRE DE LEVEE ARRIERE

HINTERER HUBZYLINDER  
CILINDRO DE ELEVACION TRASERO

PART NAME CODE	PART NAME	QTY	PART NAME CODE	PART NAME	QTY
6503-01	CYLINDER ASSY, LIFT, RH ENS. DE CYLINDRE ZYLINDER, VOLLST. CONJUNTO DEL CILINDRO	1	6503-30	GUIDE SUB-ASSY, LIFT CYLINDER ROD, RH SOUS-ENS. DE GUIDE FUHRUNGS-TEILGRUPPE SUBCONJUNTO DE GUIA	1
6503-01K	CYLINDER O/H KIT, LIFT, RH JEU O/H DE CYLINDRE ZYLINDER-7BERHOLSATZ JUEGO O/H DEL CILINDRO	1	6503-31	GUIDE SUB-ASSY, LIFT CYLINDER ROD, LH SOUS-ENS. DE GUIDE FUHRUNGS-TEILGRUPPE SUBCONJUNTO DE GUIA	1
6503-02	CYLINDER ASSY, LIFT, LH ENS. DE CYLINDRE ZYLINDER, VOLLST. CONJUNTO DEL CILINDRO	1	6503-33	COVER SUB-ASSY, LIFT CYLINDER SOUS-ENS. DE COUVERCLE DECKEL-TEILGRUPPE SUBCONJUNTO DE CUBIERTA	1
6503-02K	CYLINDER O/H KIT, LIFT, LH JEU O/H DE CYLINDRE ZYLINDER-7BERHOLSATZ JUEGO O/H DEL CILINDRO	1	6503-41	COVER, LIFT CYLINDER COUVERCLE DECKEL CUBIERTA	1
6503-10	VALVE ASSY, FLOW REGULATOR ENS. DE SOUPAPE VENTIL, VOLLST. CONJUNTO DE VALVULA	1	6503-42	SLEEVE, LIFT CYLINDER ROD GUIDE MANCHON HULSE MANGUITO	1
6503-11	VALVE ASSY, SAFETY DOWN ENS. DE SOUPAPE VENTIL, VOLLST. CONJUNTO DE VALVULA	1	6503-AA	RING, WEAR ANNEAU RING ANILLO	1
6503-20	CYLINDER SUB-ASSY, LIFT, RH SOUS-ENS. DE CYLINDRE ZYLINDER-TEILGRUPPE SUBCONJUNTO DEL CILINDRO	1	6503-AB	PACKING, U CALE DICHTUNG EMPAQUETADURA	1
6503-21	CYLINDER SUB-ASSY, LIFT, LH SOUS-ENS. DE CYLINDRE ZYLINDER-TEILGRUPPE SUBCONJUNTO DEL CILINDRO	1	6503-AC	RING, BACK UP ANNEAU RING ANILLO	1
6503-22	ROD SUB-ASSY, LIFT CYLINDER, RH SOUS-ENS. DE BIELLE STANGEN-TEILGRUPPE SUBCONJUNTO DE LA VARILLA	1	6503-AE	PACKING, U CALE DICHTUNG EMPAQUETADURA	1
6503-23	ROD SUB-ASSY, LIFT CYLINDER, LH SOUS-ENS. DE BIELLE STANGEN-TEILGRUPPE SUBCONJUNTO DE LA VARILLA	1	6503-AF	RING, O ANNEAU RING ANILLO	1

6503		REAR LIFT CYLINDER CYLINDRE DE LEVEE ARRIERE		HINTERER HUBZYLINDER CILINDRO DE ELEVACION TRASERO	
PART NAME CODE	PART NAME	QTY	PART NAME CODE	PART NAME	QTY
6503-AG	SEAL, DUST JOINT ABDICHTUNG SELLO	1	6503-BD	PLUG BOUCHON STOPFEN TAPON	1
6503-AH	RING, O ANNEAU RING ANILLO	1	6503-BE	BOLT, STOPPER BOULON SCHRAUBE PERNO	2
6503-AI	SHIM CALE AUSGLEICHSCHIEBE CALCE	99	6503-BK	COLLAR COLLIER BUCHSE COLLAR	1
6503-AJ	RING, BACK UP ANNEAU RING ANILLO	1	6503-BP	PLATE PLAQUE PLATTE PLACA	2
6503-AL	BUSHING BAGUE BUCHSE BUJE	1	6503-BR	SUPPORT SUB-ASSY SOUS-ENS. DE SUPPORT STUTZEN-TEILGRUPPE SUBCONJUNTO DEL SOPORTE	2
6503-AN	SHIM CALE AUSGLEICHSCHIEBE CALCE	99	6503-BX	PIN GOUPILE STIFT PASADOR	1
6503-AP	PLUG BOUCHON STOPFEN TAPON	1	6503-CA	NUT ECROU MUTTER TUERCA	2
6503-AQ	RING, BACK UP ANNEAU RING ANILLO	1	6503-CJ	BOLT BOULON SCHRAUBE PERNO	1-2
6503-AV	BOLT BOULON SCHRAUBE PERNO	2	6503-CL	BUSHING BAGUE BUCHSE BUJE	2
6503-AW	BOLT BOULON SCHRAUBE PERNO	4	6503-CP	PLATE PLAQUE PLATTE PLACA	2

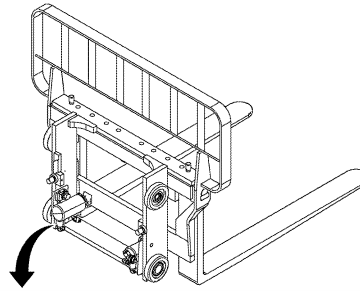
6503		REAR LIFT CYLINDER CYLINDRE DE LEVEE ARRIERE		HINTERER HUBZYLINDER CILINDRO DE ELEVACION TRASERO	
PART NAME CODE	PART NAME	QTY	PART NAME CODE	PART NAME	QTY
6503-DB	RING ANNEAU RING ANILLO	1			
6503-DG	PLATE PLAQUE PLATTE PLACA	2			
6503-DS	BEARING, CUSHION ROULEMENT LAGER COJINETE	1			

6511

TILT CYLINDER  
CYLINDRE D'INCLINAISON

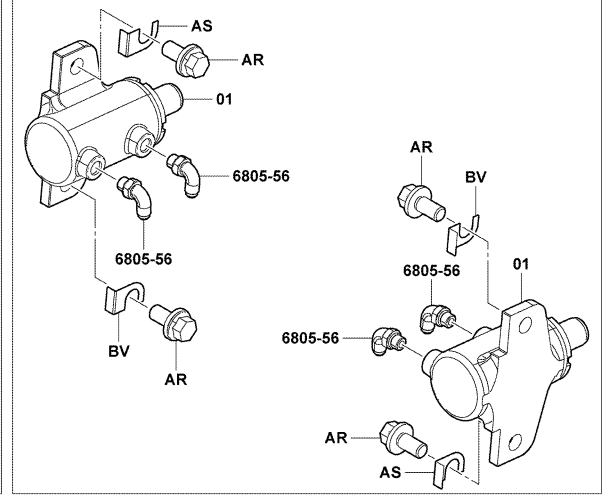
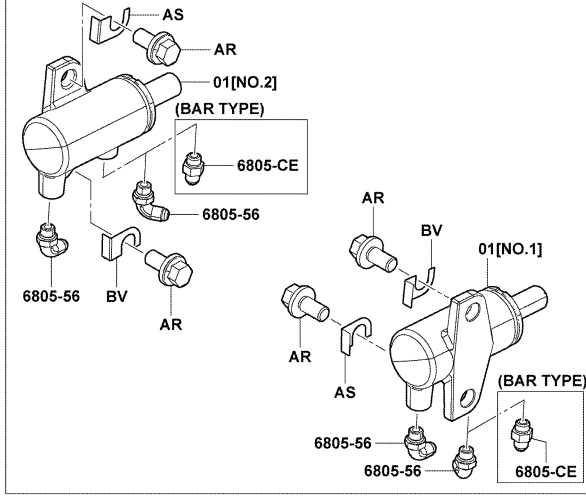
NEIGEZYLLINDER  
CILINDRO DE INCLINACION

V [ASSY & MOUNT]



10, 13, 14, 15, 18, S10, S13, S14, S15, S18

20, 25, S20, S25, 30



6511-353B

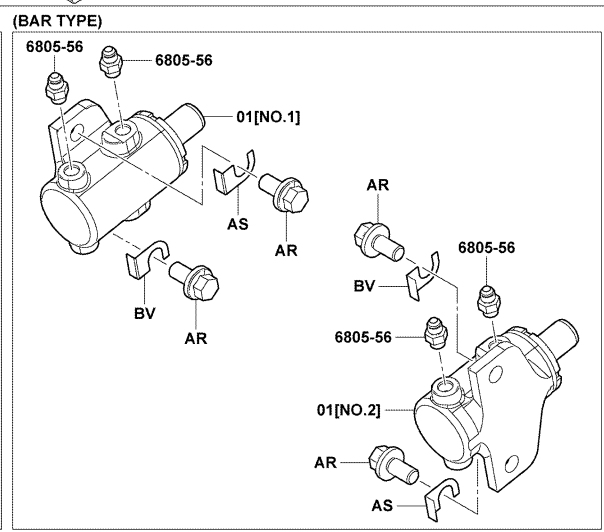
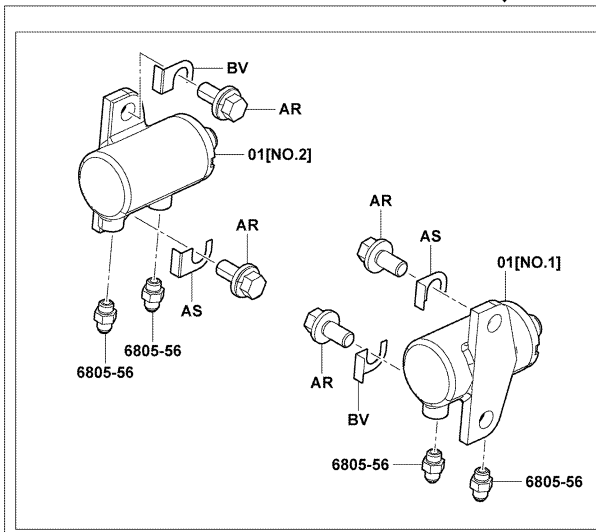
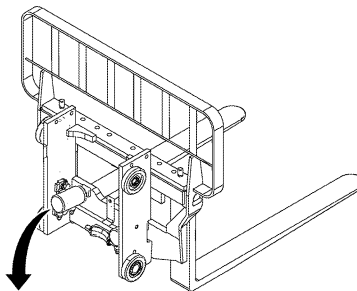
6511-353B

6511

TILT CYLINDER  
CYLINDRE D'INCLINAISON

NEIGEZYLLINDER  
CILINDRO DE INCLINACION

FSV..10,13,14,15,18,S10,S13,S14,S15,S18 [ASSY & MOUNT]



6511-354

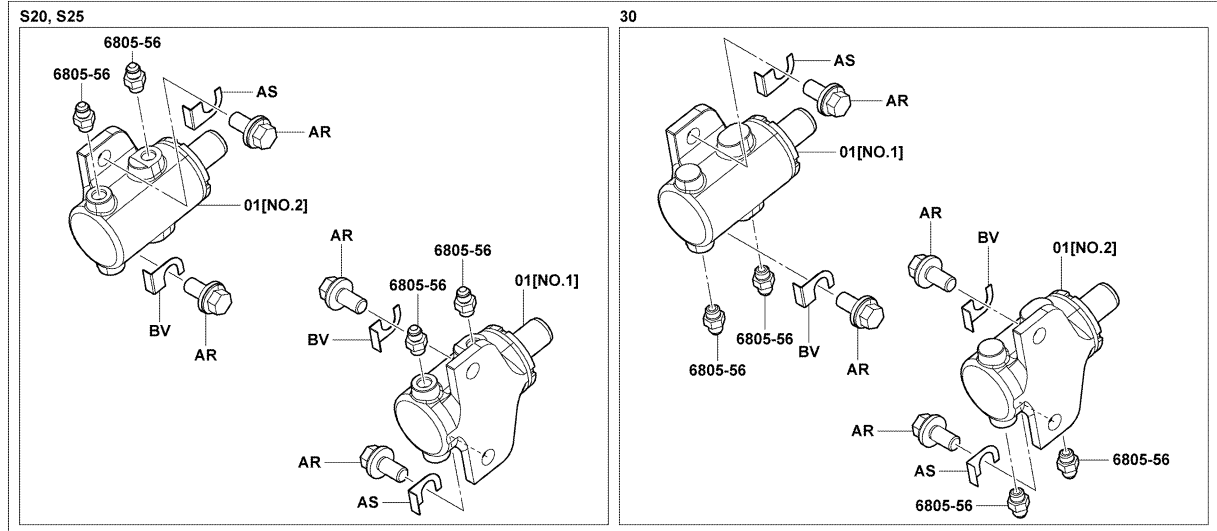
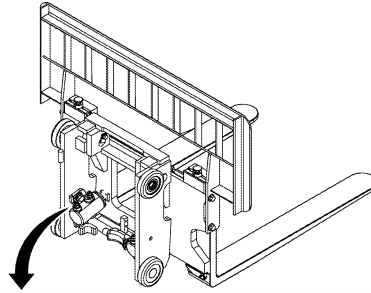
6511-354\_

6511

TILT CYLINDER  
CYLINDRE D'INCLINAISON

NEIGEZYLLINDER  
CILINDRO DE INCLINACION

FSV..S20,S25,30 [ASSY & MOUNT]



6511-356

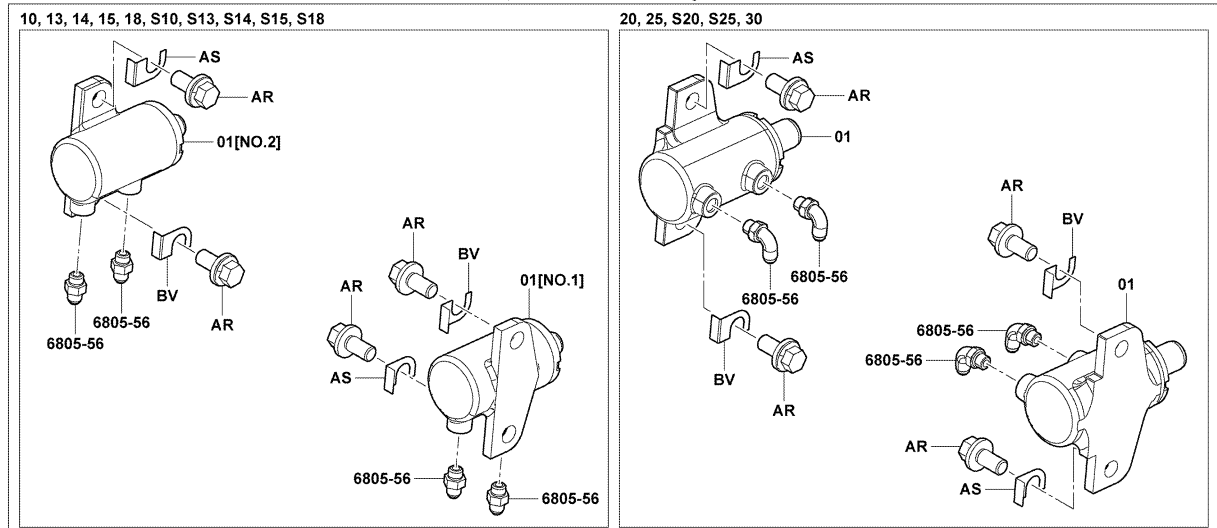
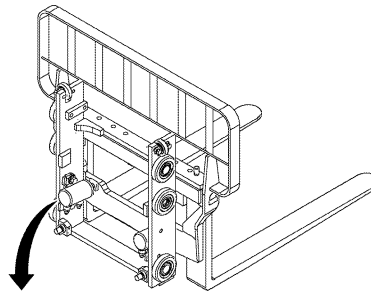
6511-356\_

6511

TILT CYLINDER  
CYLINDRE D'INCLINAISON

NEIGEZYLLINDER  
CILINDRO DE INCLINACION

SV [ASSY & MOUNT]



6511-355B

6511-355B

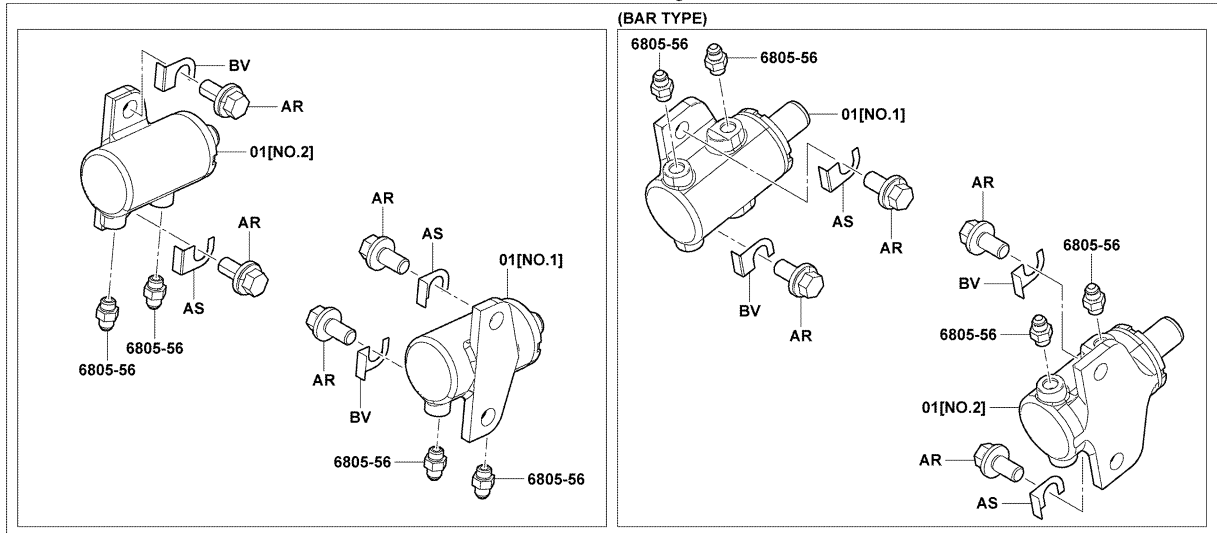
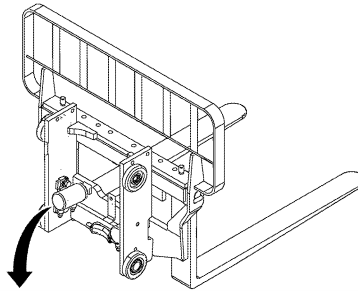


6511

TILT CYLINDER  
CYLINDRE D'INCLINAISON

NEIGEZYLLINDER  
CILINDRO DE INCLINACION

FV..10,13,14,15,18,S10,S13,S14,S15,S18 [ASSY & MOUNT]



6511-354

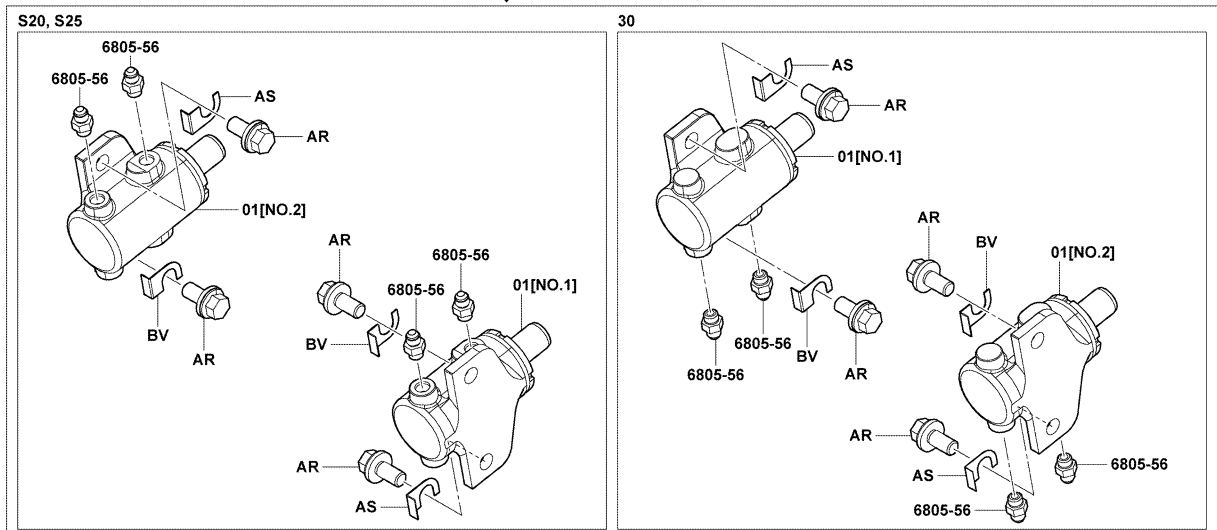
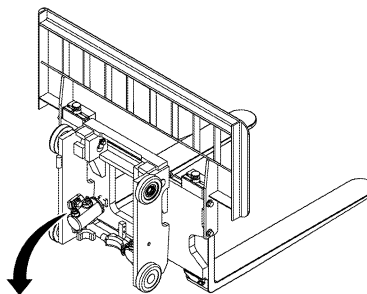
6511-354\_

6511

TILT CYLINDER  
CYLINDRE D'INCLINAISON

NEIGEZYLLINDER  
CILINDRO DE INCLINACION

FV..20,25,S20,S25 [ASSY & MOUNT]



6511-356

6511-356\_

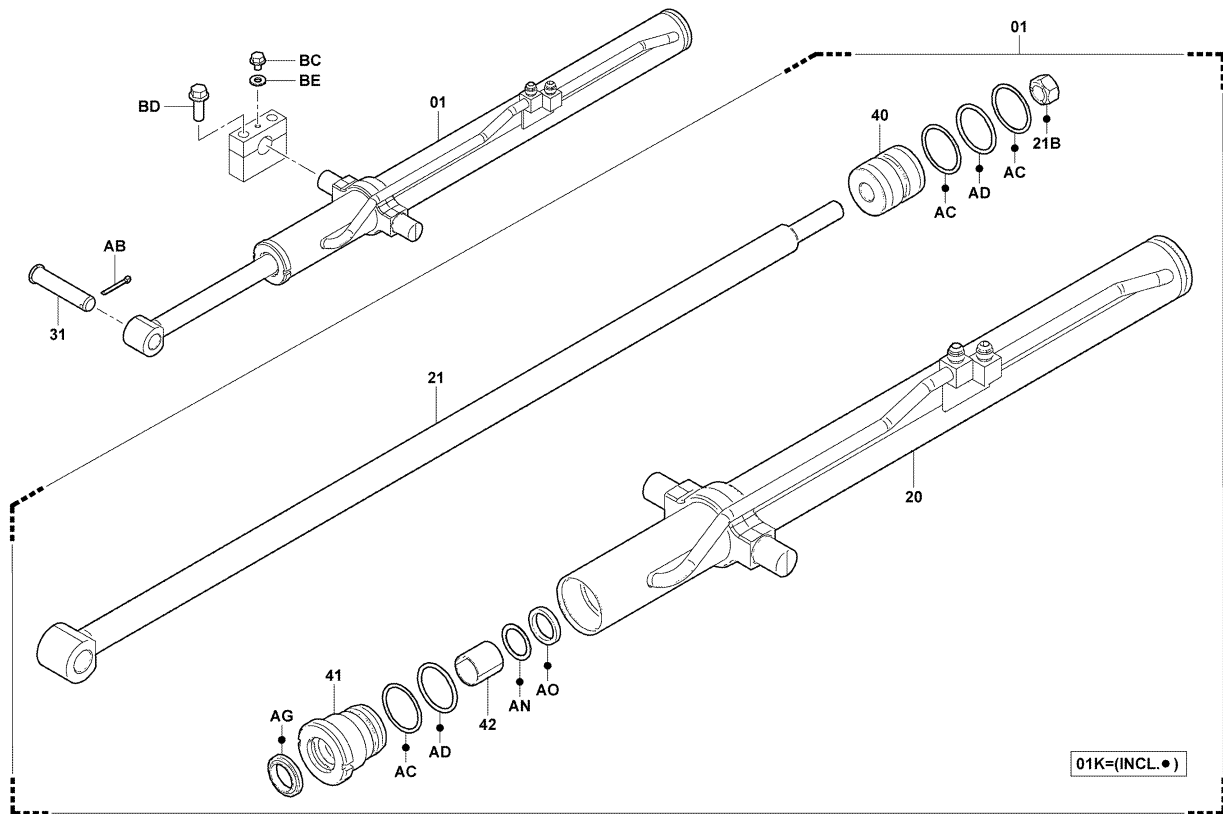
6511		TILT CYLINDER CYLINDRE D'INCLINAISON		NEIGEZYLINDER CILINDRO DE INCLINACION	
PART NAME CODE	PART NAME	QTY	PART NAME CODE	PART NAME	QTY
6511-01	CYLINDER ASSY, TILT ----- ENS. DE CYLINDRE ZYLINDER, VOLLST. CONJUNTO DEL CILINDRO	1-2			
6511-AB	SEAL, DUST ----- JOINT ABDICHTUNG SELLO	1			
6511-AF	PACKING, U ----- CALE DICHTUNG EMPAQUETADURA	1			
6511-AR	BOLT ----- BOULON SCHRAUBE PERNO	4			
6511-AS	SHIM ----- CALE AUSGLEICHSCHEIBE CALCE	99			
6511-BV	SHIM ----- CALE AUSGLEICHSCHEIBE CALCE	99			

6511		TILT CYLINDER CYLINDRE D'INCLINAISON		NEIGEZYLINDER CILINDRO DE INCLINACION	
PART NAME CODE	PART NAME	QTY	PART NAME CODE	PART NAME	QTY

6512

REACH CYLINDER  
CYLINDRE D'APPROCHE

SCHUBMASTZYLINDER  
CILINDRO DE ALCANCE



6512-026

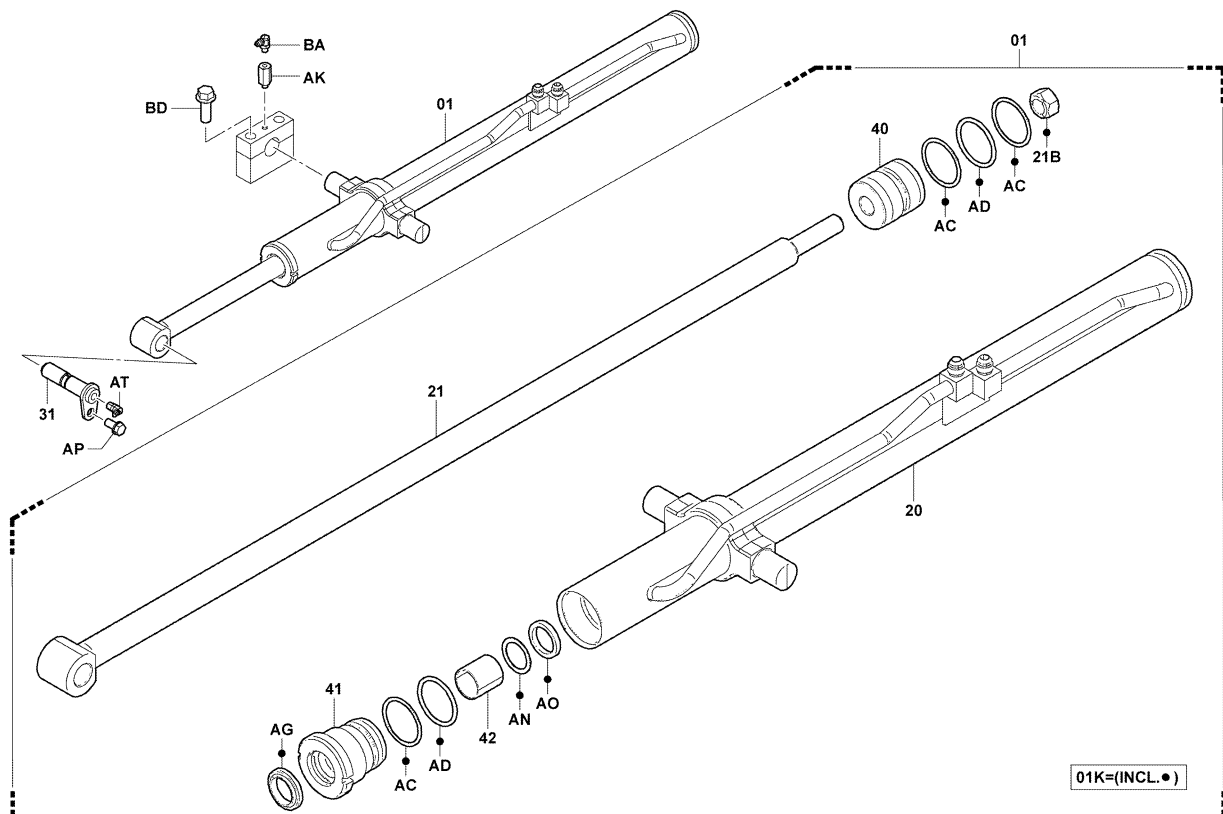
6512-026\_

6512

REACH CYLINDER  
CYLINDRE D'APPROCHE

SCHUBMASTZYLINDER  
CILINDRO DE ALCANCE

(45SD, COLD STORAGE, ULTRA COLD, S-CABIN-SUPER)



6512-027

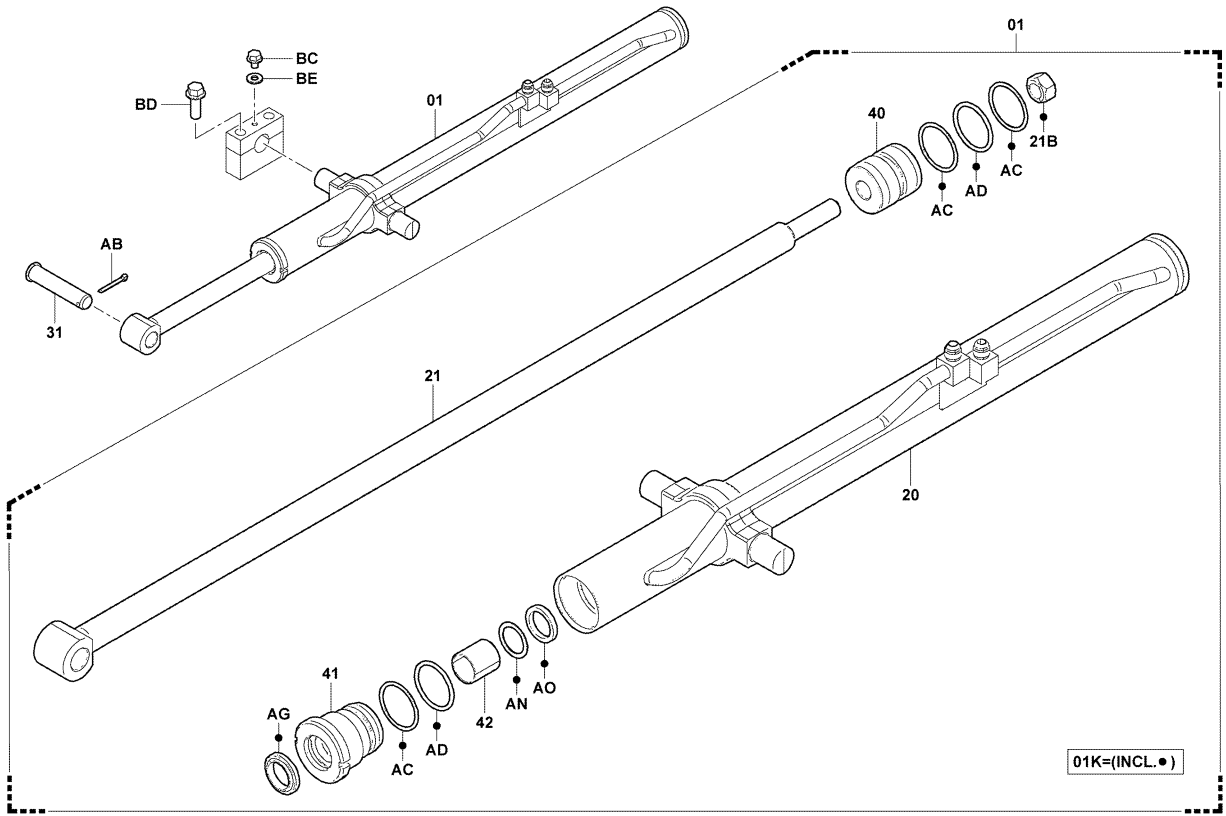
6512-027\_

6512

REACH CYLINDER  
CYLINDRE D'APPROCHE

SCHUBMASTZYLINDER  
CILINDRO DE ALCANCE

(45SD, COLD STORAGE, ULTRA COLD, S-CABIN-SUPER) [DEL]



6512-026

6512-026\_

6512

REACH CYLINDER  
CYLINDRE D'APPROCHE

SCHUBMASTZYLINDER  
CILINDRO DE ALCANCE

PART NAME CODE	PART NAME	QTY	PART NAME CODE	PART NAME	QTY
6512-01	CYLINDER ASSY, REACH ENS. DE CYLINDRE ZYLINDER, VOLLST. CONJUNTO DEL CILINDRO	1	6512-AC	RING, BACK UP ANNEAU RING ANILLO	3
6512-01K	CYLINDER O/H KIT, REACH JEU O/H DE CYLINDRE ZYLINDER-7 BERHOLSATZ JUEGO O/H DEL CILINDRO	1	6512-AD	RING, O ANNEAU RING ANILLO	2
6512-20	CYLINDER SUB-ASSY, REACH SOUS-ENS. DE CYLINDRE ZYLINDER-TEILGRUPPE SUBCONJUNTO DEL CILINDRO	1	6512-AG	SEAL, DUST JOINT ABDICHTUNG SELLO	1
6512-21	ROD SUB-ASSY, REACH CYLINDER SOUS-ENS. DE BIELLE STANGEN-TEILGRUPPE SUBCONJUNTO DE LA VARILLA	1	6512-AK	ADAPTOR, CYLINDER ADAPTEUR ADAPTER ADAPTADOR	2
6512-21B	NUT (FOR REACH CYLINDER ROD) JEU O/H DE CYLINDRE ZYLINDER-7 BERHOLSATZ JUEGO O/H DEL CILINDRO	1	6512-AN	RING, BACK UP ANNEAU RING ANILLO	1
6512-31	PIN SUB-ASSY, REACH CYLINDER, FR SOUS-ENS. DE GOUPILLE STIFT-TEILGRUPPE SUBCONJUNTO DE PASADOR	1	6512-AO	PACKING CALE DICHTUNG EMPAQUETADURA	1
6512-40	PISTON, REACH CYLINDER ROD PISTON KOLBEN PISTON	1	6512-AP	BOLT BOULON SCHRAUBE PERNO	1
6512-41	COVER, REACH CYLINDER COUVERCLE DECKEL CUBIERTA	1	6512-AT	FITTING, GREASE RACCORD ANSCHLUSSTUCK ACOPLADOR	1
6512-42	SLEEVE, REACH CYLINDER ROD GUIDE MANCHON HULSE MANGUITO	1	6512-BA	FITTING, GREASE RACCORD ANSCHLUSSTUCK ACOPLADOR	2
6512-AB	PIN, COTTER GOUPILLE STIFT PASADOR	1	6512-BC	BOLT BOULON SCHRAUBE PERNO	2

<b>6512</b>		REACH CYLINDER CYLINDRE D'APPROCHE		SCHUBMASTZYLINDER CILINDRO DE ALCANCE	
PART NAME CODE	PART NAME	QTY	PART NAME CODE	PART NAME	QTY
6512-BD	BOLT ----- BOULON SCHRAUBE PERNO	4			
6512-BE	WASHER, PLATE ----- RODELLE UNTERLEGSCHIEBE ARANDELA	2			

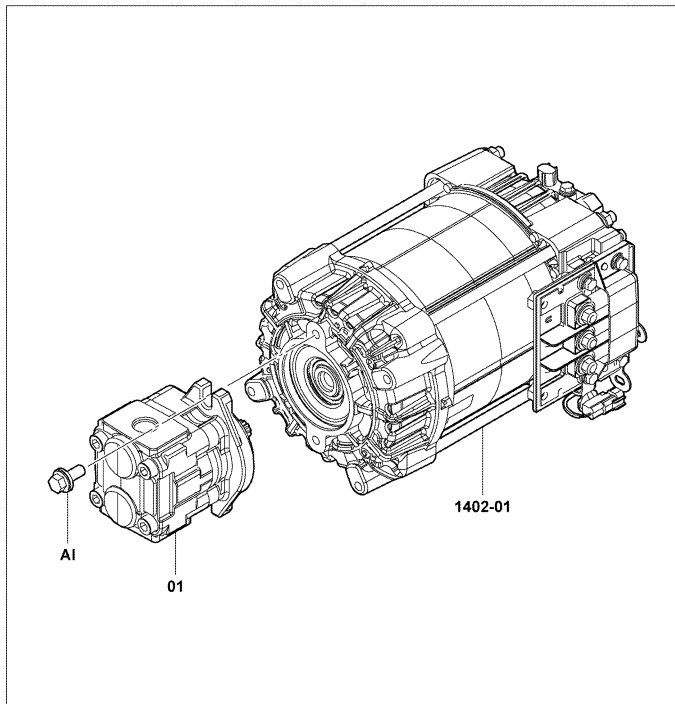
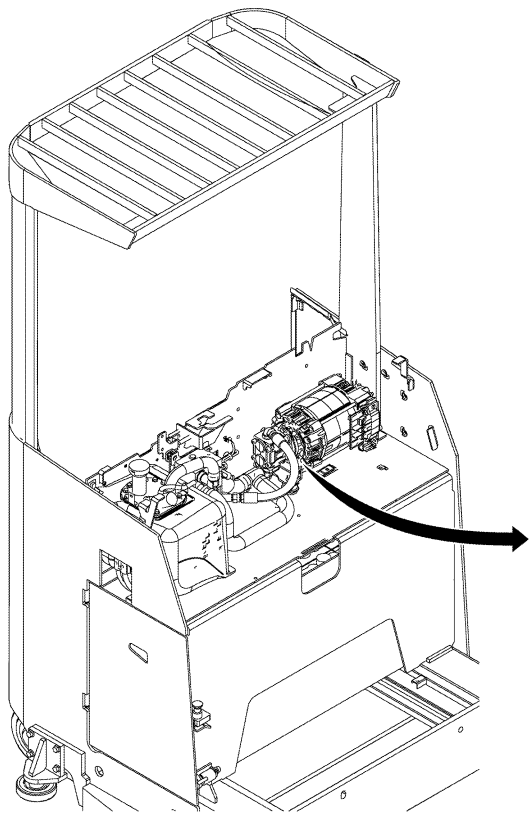
<b>6512</b>		REACH CYLINDER CYLINDRE D'APPROCHE		SCHUBMASTZYLINDER CILINDRO DE ALCANCE	
PART NAME CODE	PART NAME	QTY	PART NAME CODE	PART NAME	QTY

6701

OIL PUMP  
POMPE A HUILE

3 LPUMPE  
BOCBA DE ACEITE

[ASSY & MOUNT]



6701-272

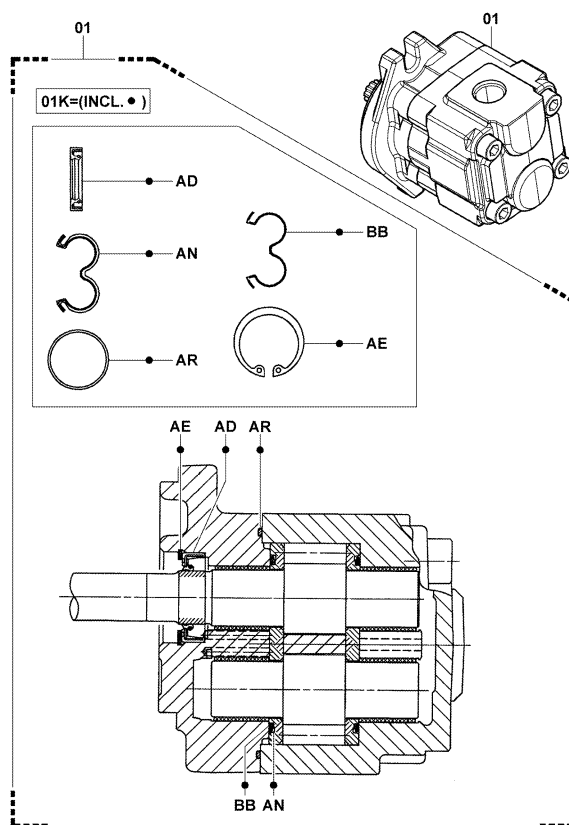
6701-272\_

6701

OIL PUMP  
POMPE A HUILE

3 LPUMPE  
BOCBA DE ACEITE

[INNER PARTS]



6701-264

6701-264\_

6701		OIL PUMP POMPE A HUILE		3 LPUMPE BOCBA DE ACEITE	
PART NAME CODE	PART NAME	QTY	PART NAME CODE	PART NAME	QTY
6701-01	PUMP ASSY, OIL ----- ENS. DE POMPE PUMPENAGGREGAT CONJUNTO DE LA BOMBA	1			
6701-01K	PUMP O/H KIT, OIL ----- JEU O/H DE POMPE PUMPEN-7 BERHOLSATZ JUEGO O/H DE LA BOMBA	1			
6701-AD	SEAL, OIL ----- JOINT ABDICHTUNG SELLO	1			
6701-AE	RING, SNAP ----- ANNEAU RING ANILLO	1			
6701-AI	BOLT ----- BOULON SCHRAUBE PERNO	2			
6701-AN	GASKET ----- JOINT DICHTUNG EMPAQUETADURA	2			
6701-AR	RING, O ----- ANNEAU RING ANILLO	1			
6701-BB	RING, BACK UP ----- ANNEAU RING ANILLO	2			

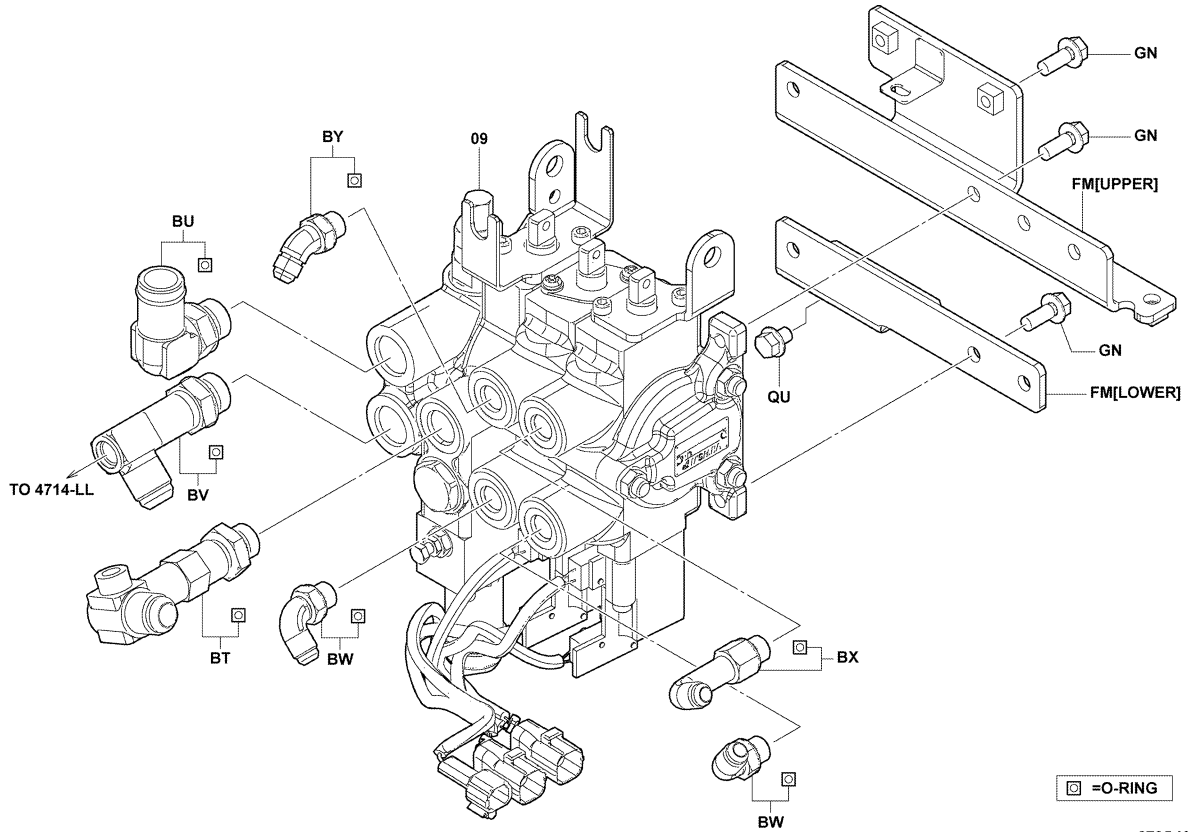
6701		OIL PUMP POMPE A HUILE		3 LPUMPE BOCBA DE ACEITE	
PART NAME CODE	PART NAME	QTY	PART NAME CODE	PART NAME	QTY

6705

OIL CONTROL VALVE  
SOUPAPE DE COMMANDE D'HUILE

STEUERVENTIL  
CALVULA DE CONTROL DE ACEITE

[ASSY & MOUNT]



6705-K23

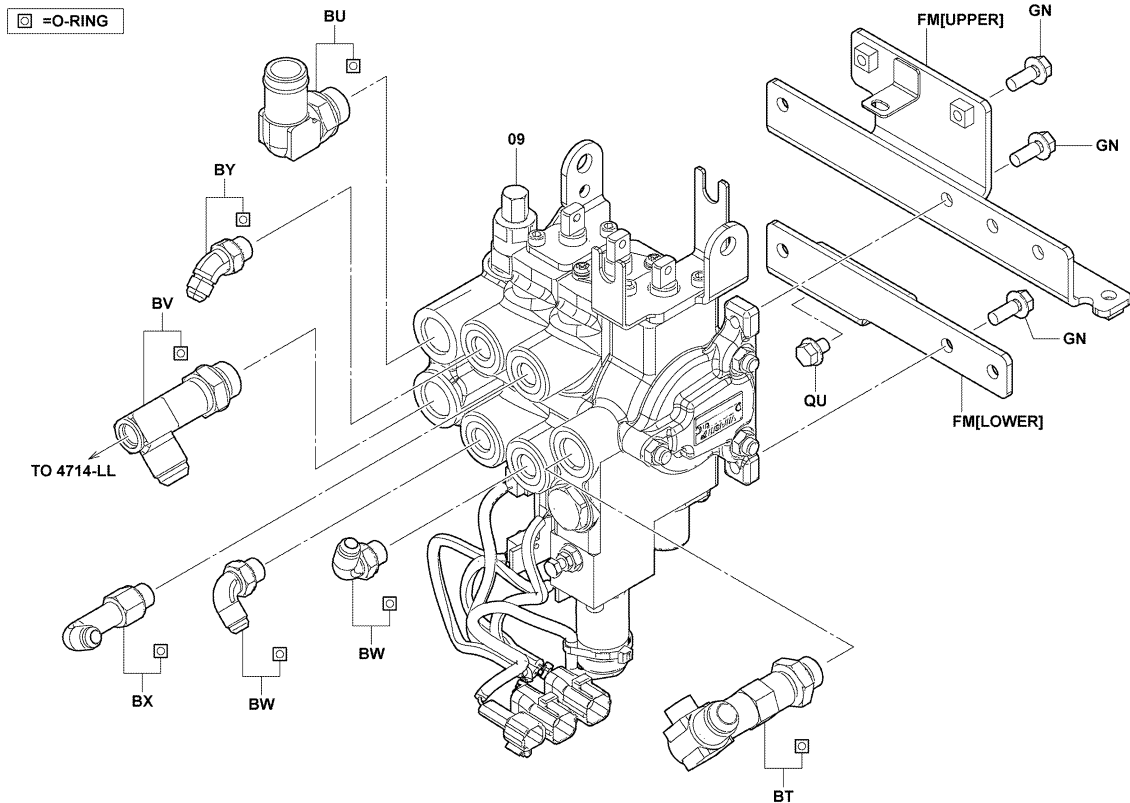
6705-K23\_

6705

OIL CONTROL VALVE  
SOUPAPE DE COMMANDE D'HUILE

STEUERVENTIL  
CALVULA DE CONTROL DE ACEITE

(LIFT LEVER LH) [ASSY & MOUNT]



6705-K24

6705-K24\_




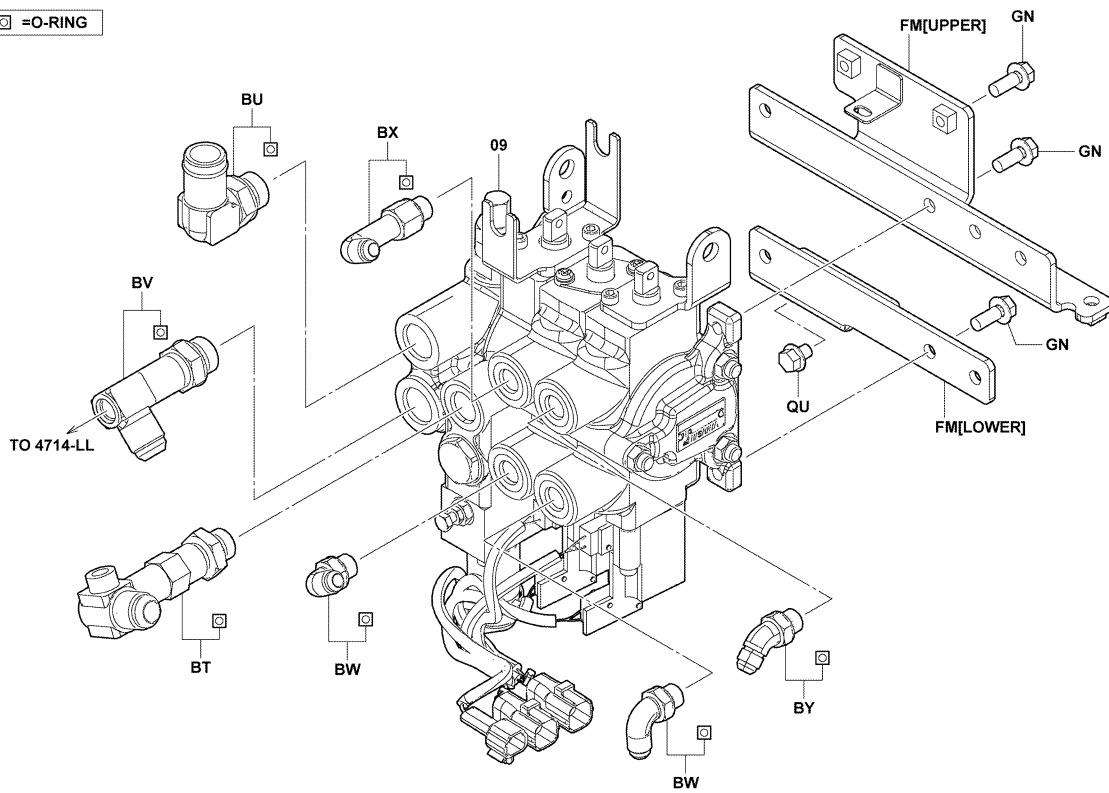
6705

OIL CONTROL VALVE  
SOUPAPE DE COMMANDE D'HUILE

STEUERVENTIL  
CALVULA DE CONTROL DE ACEITE

(LEVER SHIN-KOU) [ASSY & MOUNT]

 =O-RING



6705-K25


6705-K25\_

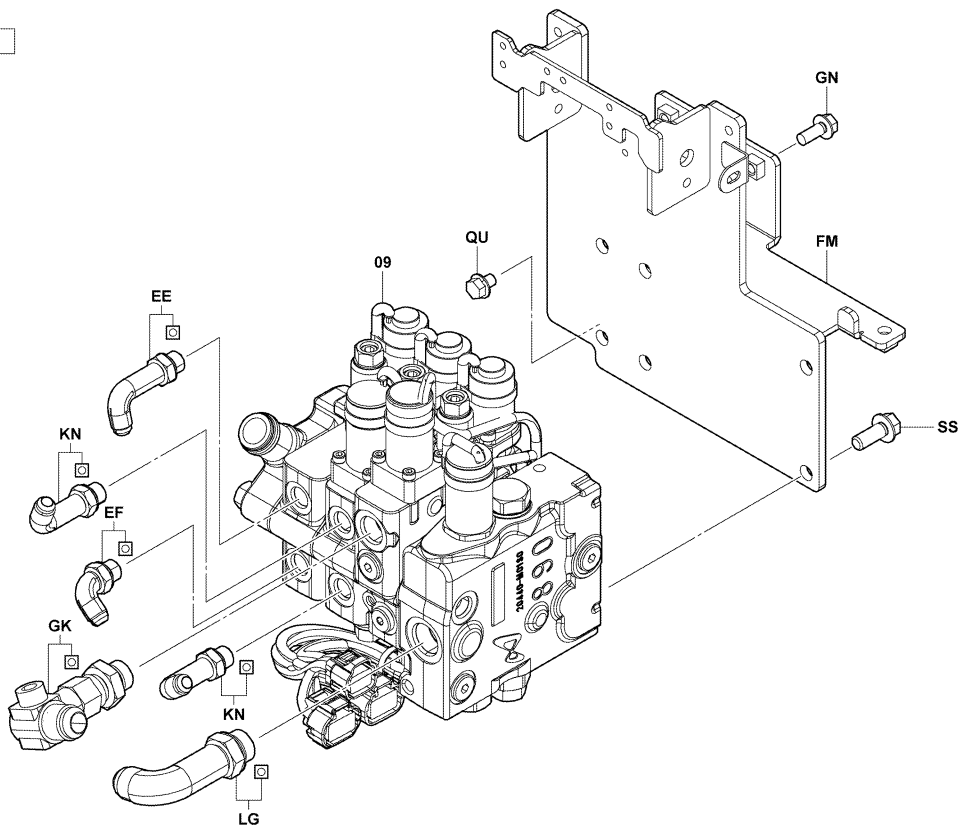
6705

OIL CONTROL VALVE  
SOUPAPE DE COMMANDE D'HUILE

STEUERVENTIL  
CALVULA DE CONTROL DE ACEITE

(REMOTE W/H-RAIL, AFS) [ASSY & MOUNT]

 =O-RING



6705-K26

6705-K26\_

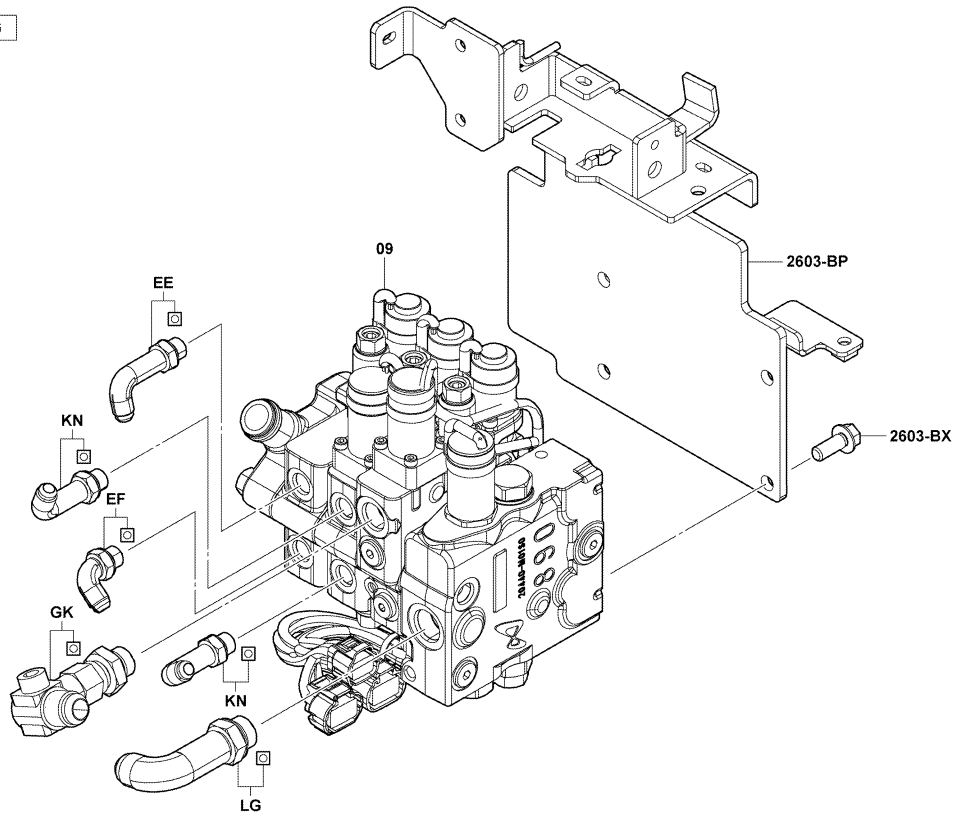
6705

OIL CONTROL VALVE  
SOUPAPE DE COMMANDE D'HUILE

STEUERVENTIL  
CALVULA DE CONTROL DE ACEITE

(MULTI LEVER) [ASSY & MOUNT]

☐ =O-RING



6705-K27

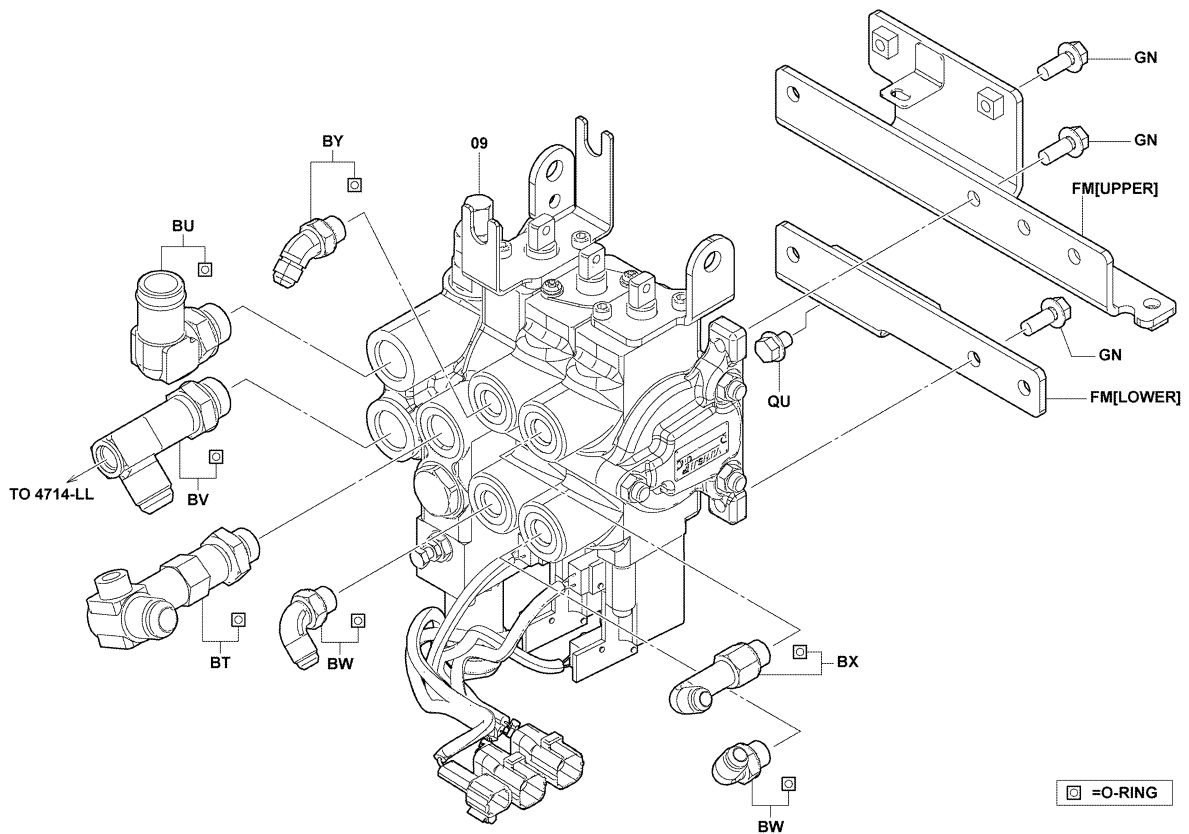
6705-K27\_

6705

OIL CONTROL VALVE  
SOUPAPE DE COMMANDE D'HUILE

STEUERVENTIL  
CALVULA DE CONTROL DE ACEITE

(LEVER SHIN-KOU) [DEL]



☐ =O-RING

6705-K23

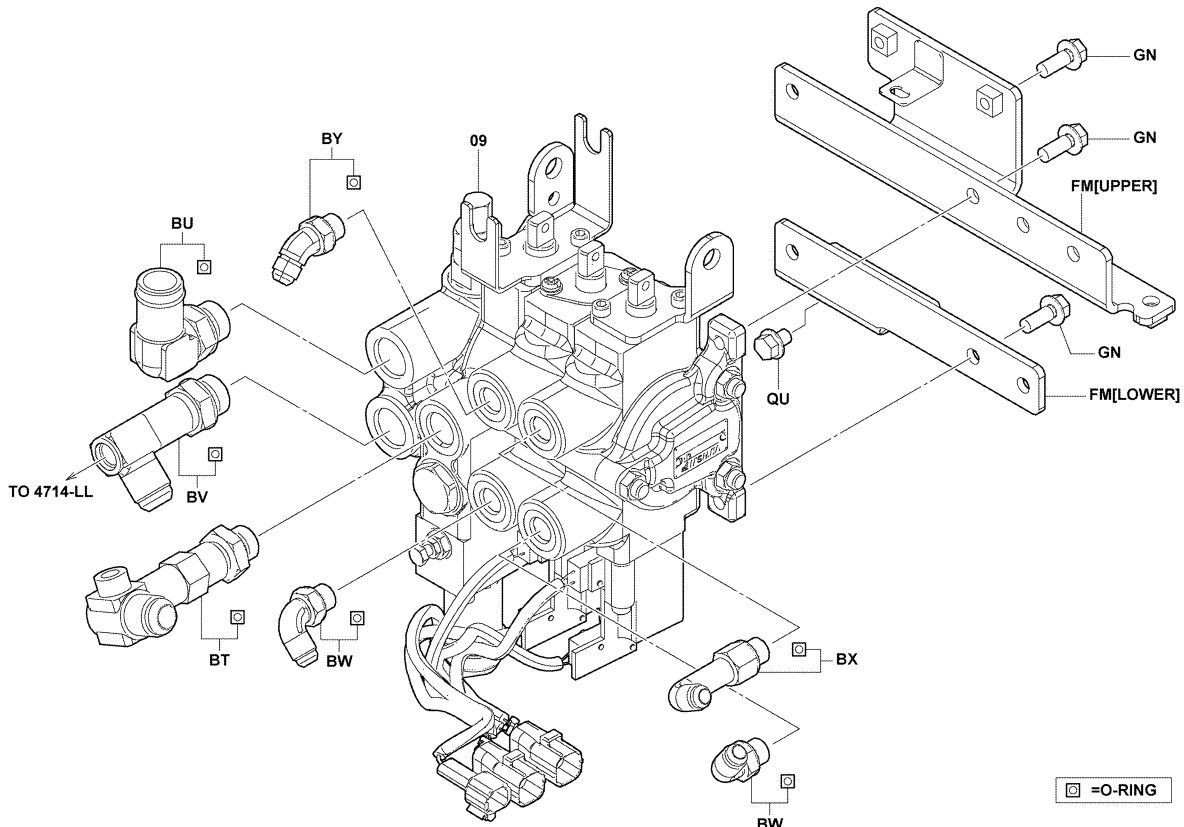
6705-K23\_

6705

OIL CONTROL VALVE  
SOUPAPE DE COMMANDE D'HUILE

STEUERVENTIL  
CALVULA DE CONTROL DE ACEITE

(LIFT LEVER LH) [DEL]



6705-K23

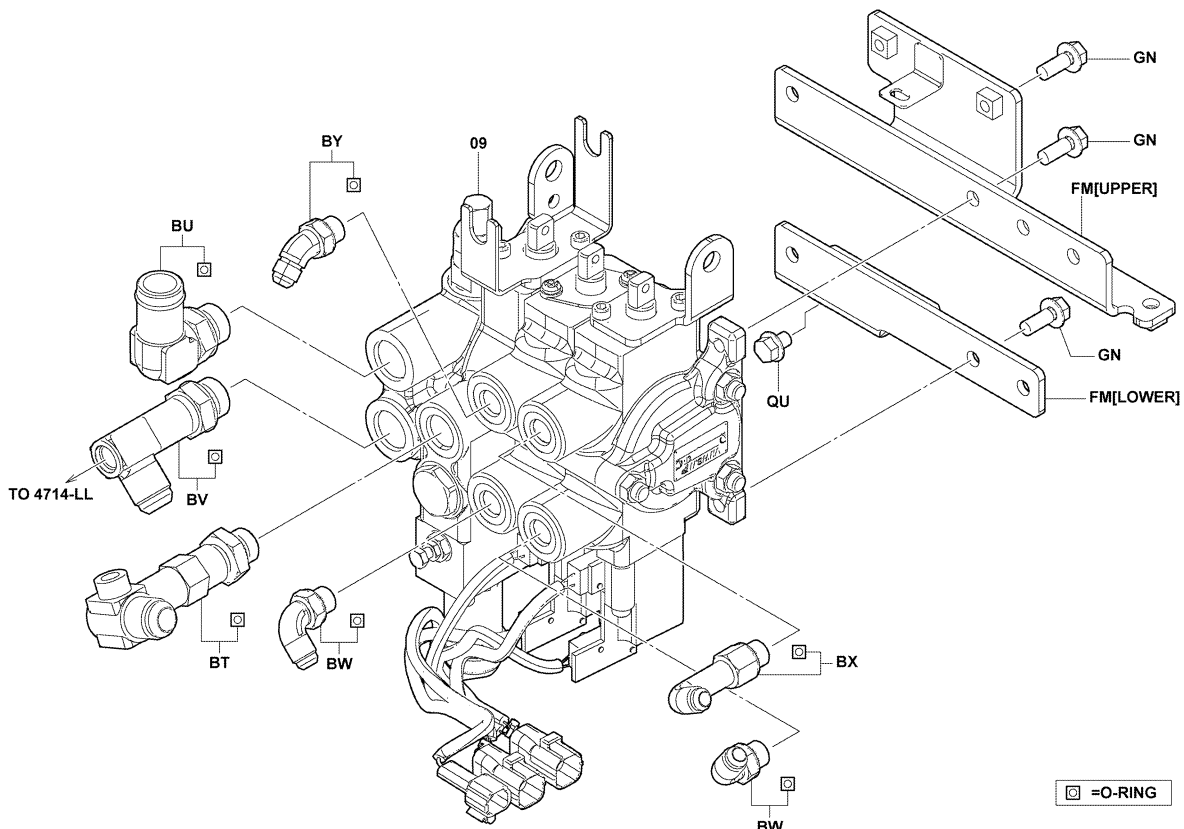
6705-K23\_

6705

OIL CONTROL VALVE  
SOUPAPE DE COMMANDE D'HUILE

STEUERVENTIL  
CALVULA DE CONTROL DE ACEITE

(MULTI LEVER) [DEL]



6705-K23

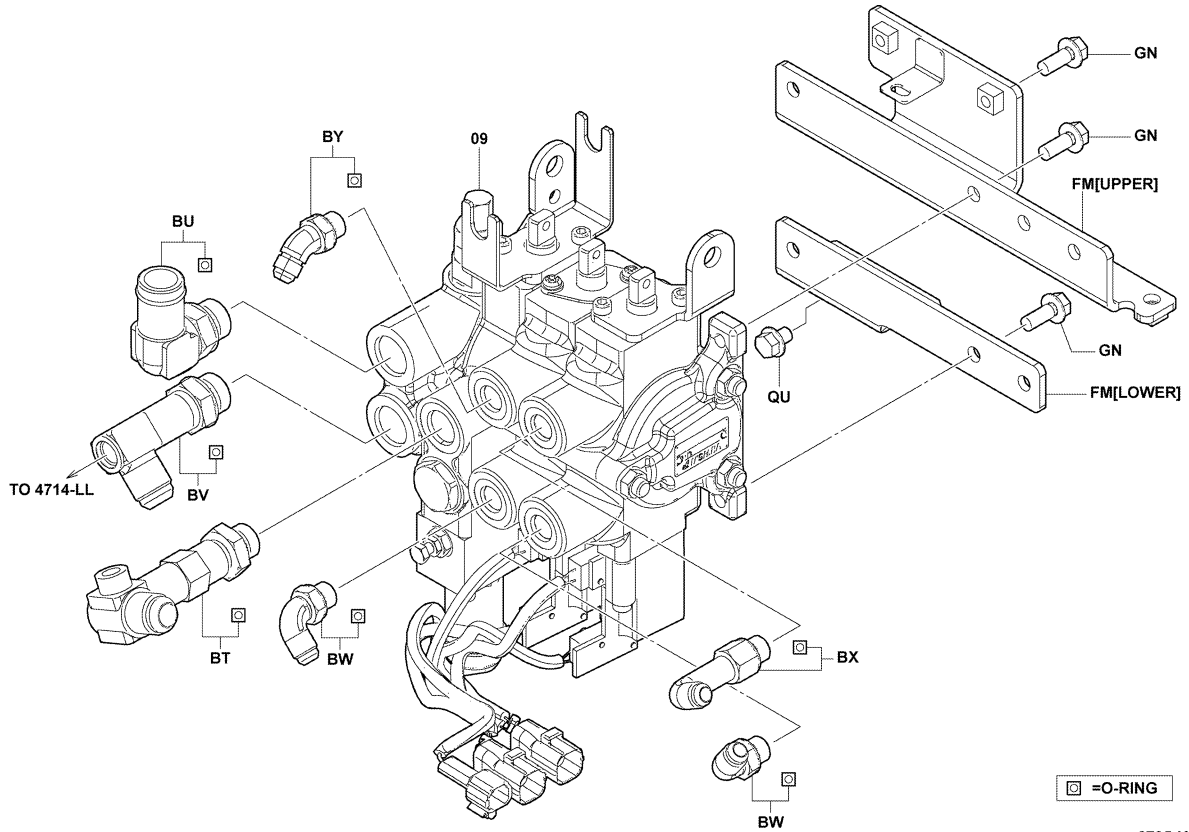
6705-K23\_

6705

OIL CONTROL VALVE  
SOUPAPE DE COMMANDE D'HUILE

STEUERVENTIL  
CALVULA DE CONTROL DE ACEITE

(REMOTE W/H-RAIL, AFS) [DEL]



6705-K23

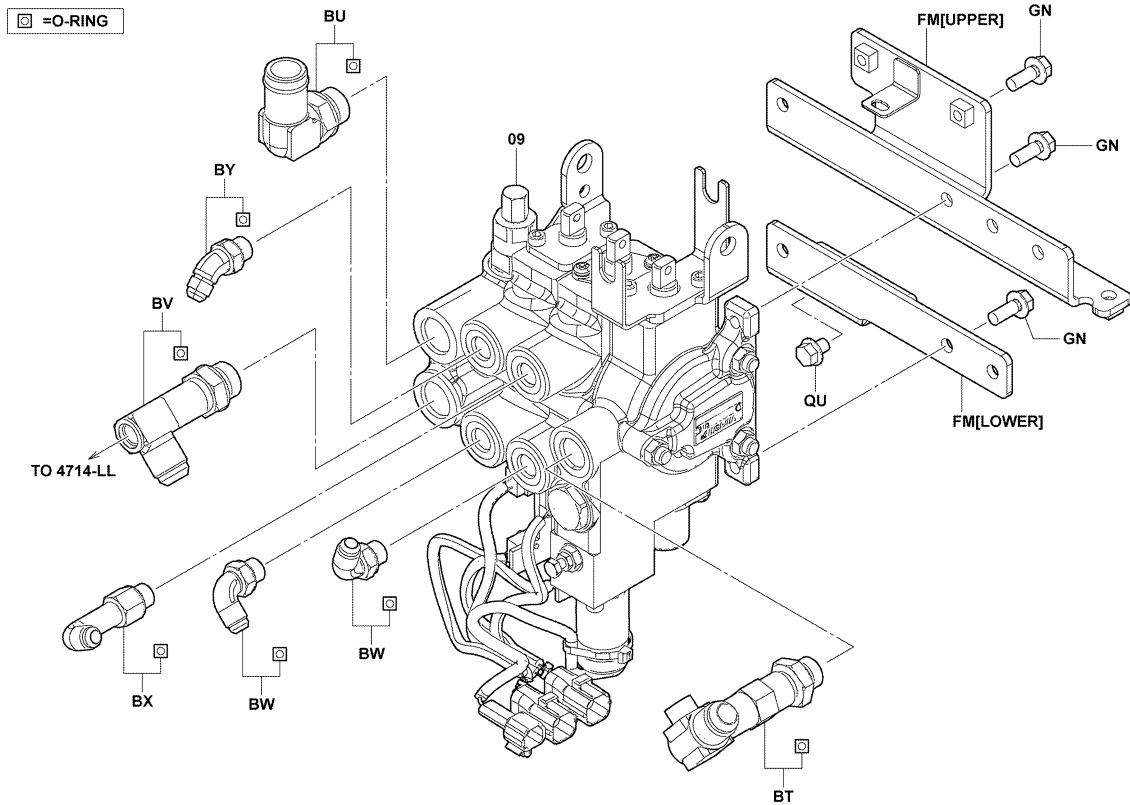
6705-K23\_

6705

OIL CONTROL VALVE  
SOUPAPE DE COMMANDE D'HUILE

STEUERVENTIL  
CALVULA DE CONTROL DE ACEITE

(REMOTE W/H-RAIL, AFS) [DEL]



6705-K24


6705-K24\_

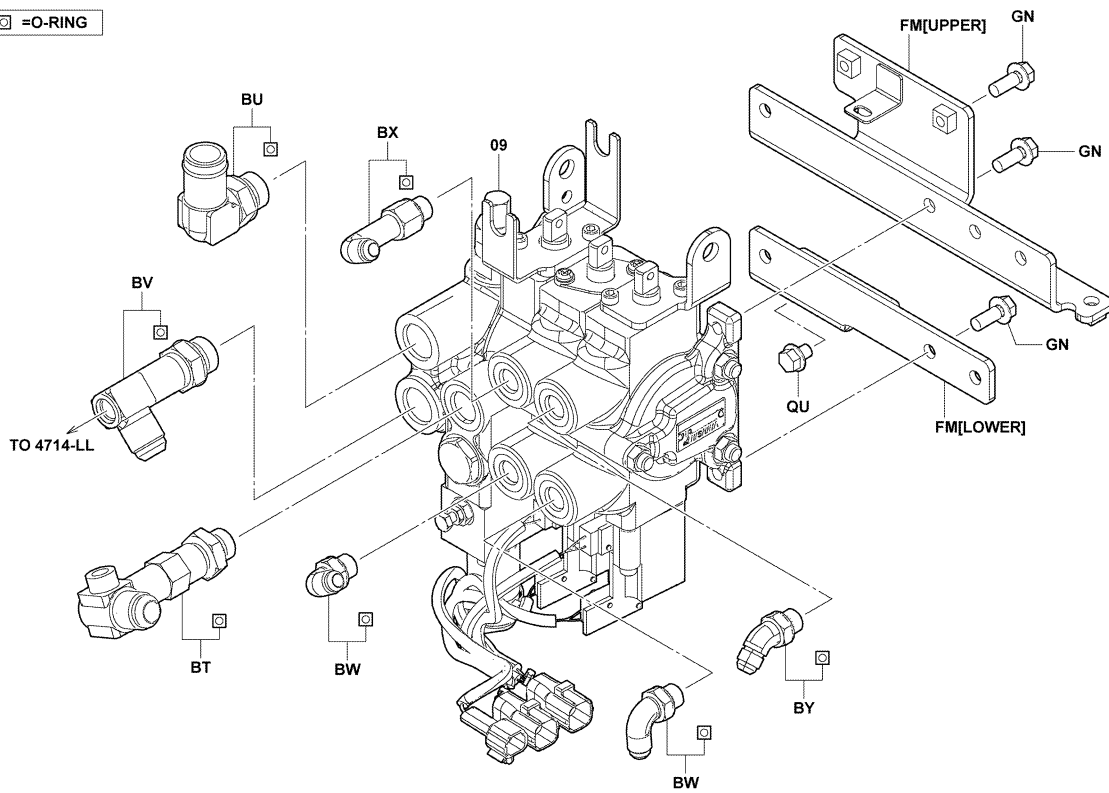
6705

OIL CONTROL VALVE  
SOUPAPE DE COMMANDE D'HUILE

STEUERVENTIL  
CALVULA DE CONTROL DE ACEITE

(REMOTE W/H-RAIL, AFS) [DEL]

 =O-RING



6705-K25

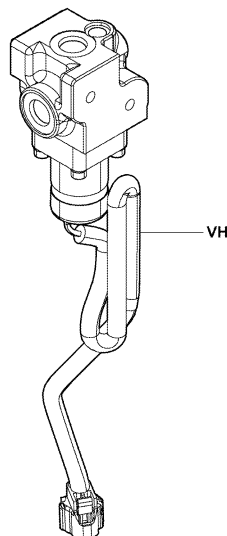
6705-K25\_

6705

OIL CONTROL VALVE  
SOUPAPE DE COMMANDE D'HUILE

STEUERVENTIL  
CALVULA DE CONTROL DE ACEITE

(CHINA CERTIFICA) [TILT LOCK VALVE]

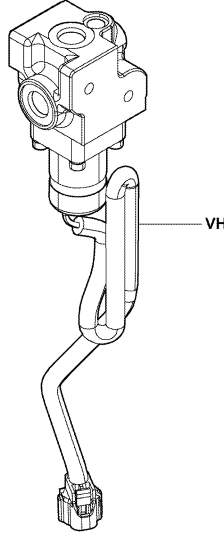


6705-K37

6705-K37\_

**6705**OIL CONTROL VALVE  
SOUPAPE DE COMMANDE D'HUILESTEUERVENTIL  
CALVULA DE CONTROL DE ACEITE

(MULTI LEVER, REMOTE W/H-RAIL, AFS) [DEL]



6705-K37

6705-K37\_

**6705**OIL CONTROL VALVE  
SOUPAPE DE COMMANDE D'HUILESTEUERVENTIL  
CALVULA DE CONTROL DE ACEITE

PART NAME CODE	PART NAME	QTY	PART NAME CODE	PART NAME	QTY
6705-09	VALVE ASSY, OIL CONTROL (L/FITTING) ----- ENS. DE SOUPAPE VENTIL, VOLLST. CONJUNTO DE VALVULA	1	6705-47	VALVE ASSY, SOLENOID ----- ENS. DE SOUPAPE VENTIL, VOLLST. CONJUNTO DE VALVULA	1
6705-09K	VALVE O/H KIT, OIL CONTROL ----- JEU O/H DE SOUPAPE VENTIL-UBERHOLSATZ JUEGO O/H DE VALVULA	1	6705-52	VALVE ASSY, SOLENOID ----- ENS. DE SOUPAPE VENTIL, VOLLST. CONJUNTO DE VALVULA	1
6705-10	VALVE ASSY, PLUNGER SECTION, NO.1 ----- ENS. DE SOUPAPE VENTIL, VOLLST. CONJUNTO DE VALVULA	1	6705-62	OUTLET SUB-ASSY ----- SOUS-ENS. DE SORTIE AUSLASS-TEILGRUPPE SUBCONJUNTO DE SALIDA	1
6705-11	VALVE ASSY, PLUNGER SECTION, NO.2 ----- ENS. DE SOUPAPE VENTIL, VOLLST. CONJUNTO DE VALVULA	1	6705-72	SWITCH ASSY, LIMIT ----- ENS. DE INTERRUPTEUR SCHALTER, VOLLST. CONJUNTO DEL INTERRUPTOR	1
6705-12	VALVE ASSY, PLUNGER SECTION, NO.3 ----- ENS. DE SOUPAPE VENTIL, VOLLST. CONJUNTO DE VALVULA	1	6705-80	REGULATOR SUB-ASSY, FLOW ----- SOUS-ENS. DE POIGNEE HEBEL-TEILGRUPPE SUBCONJUNTO DEL VOLANTE DE DIRECCION	1
6705-20	VALVE SET, PILOT RELIEF, NO.1 ----- JEU DE SOUPAPE VENTILSATZ JUEGO DE VALVULAS	1	6705-85	HOUSING ASSY, INLET ----- ENS. DE BOITIER GEHAUSE, VOLLST. CONJUNTO DE FUNDA	1
6705-40	COVER, SPRING ----- COUVERCLE DECKEL CUBIERTA	1	6705-86	HOUSING ASSY, LIFT ----- ENS. DE BOITIER GEHAUSE, VOLLST. CONJUNTO DE FUNDA	1
6705-41	SPRING, COMPRESSION (FOR SPOOL RETURN) ----- RESSORT FEDER RESORTE	1	6705-87	HOUSING ASSY, TILT ----- ENS. DE BOITIER GEHAUSE, VOLLST. CONJUNTO DE FUNDA	1
6705-43	VALVE ASSY, PILOT RELIEF ----- ENS. DE SOUPAPE VENTIL, VOLLST. CONJUNTO DE VALVULA	1	6705-88	HOUSING ASSY, REACH ----- ENS. DE BOITIER GEHAUSE, VOLLST. CONJUNTO DE FUNDA	1
6705-46	VALVE ASSY, SOLENOID ----- ENS. DE SOUPAPE VENTIL, VOLLST. CONJUNTO DE VALVULA	1	6705-AA	BOLT ----- BOULON SCHRAUBE PERNO	4

6705		OIL CONTROL VALVE SOUPAPE DE COMMANDE D'HUILE		STEUERVENTIL CALVULA DE CONTROL DE ACEITE	
PART NAME CODE	PART NAME	QTY	PART NAME CODE	PART NAME	QTY
6705-AC	RING, O ANNEAU RING ANILLO	1	6705-AO	PLUG BOUCHON STOPFEN TAPON	1
6705-AD	RING, O ANNEAU RING ANILLO	1	6705-AP	RING, O ANNEAU RING ANILLO	2
6705-AE	RING, O ANNEAU RING ANILLO	2	6705-AQ	RING, BACK UP ANNEAU RING ANILLO	2
6705-AF	BALL, STEEL BILLE KUGEL BOLA	1	6705-AR	HOLDER, SEAL SUPPORT DUSENSTOCR SOPORTE PORTADOR	1
6705-AG	SPRING RESSORT FEDER RESORTE	1	6705-AS	SCREW VIS SCHRAUBE TORNILLO	4
6705-AH	SPRING, COMPRESSION RESSORT FEDER RESORTE	1	6705-AV	RING, O ANNEAU RING ANILLO	1
6705-AI	RING, O ANNEAU RING ANILLO	1	6705-AW	SPRING, COMPRESSION RESSORT FEDER RESORTE	1
6705-AJ	STOPPER BUTEE ANSCHLAG TOPE	1-2	6705-AX	RING, O ANNEAU RING ANILLO	1
6705-AK	HOLDER, SPRING SUPPORT DUSENSTOCR SOPORTE PORTADOR	1-2	6705-BA	SPRING, COMPRESSION RESSORT FEDER RESORTE	1
6705-AN	SCREW VIS SCHRAUBE TORNILLO	2	6705-BC	SPRING, COMPRESSION RESSORT FEDER RESORTE	2

6705		OIL CONTROL VALVE SOUPAPE DE COMMANDE D'HUILE		STEUERVENTIL CALVULA DE CONTROL DE ACEITE	
PART NAME CODE	PART NAME	QTY	PART NAME CODE	PART NAME	QTY
6705-BE	STOPPER BUTEE ANSCHLAG TOPE	1	6705-BW	FITTING RACCORD ANSCHLUSSTUCK ACOPLADOR	2
6705-BH	PLUG BOUCHON STOPFEN TAPON	1	6705-BX	FITTING RACCORD ANSCHLUSSTUCK ACOPLADOR	1
6705-BJ	SEAT, VALVE SIEGE SITZ ASIENTO	1	6705-BY	FITTING RACCORD ANSCHLUSSTUCK ACOPLADOR	1
6705-BN	RING, O ANNEAU RING ANILLO	1-2	6705-CC	PLUG BOUCHON STOPFEN TAPON	1-2
6705-BQ	RING, O ANNEAU RING ANILLO	1-2	6705-CH	NUT ECROU MUTTER TUERCA	1-2
6705-BR	RING, O ANNEAU RING ANILLO	1-3	6705-CK	SLEEVE MANCHON HULSE MANGUITO	1
6705-BS	RING, O ANNEAU RING ANILLO	1	6705-CL	BOLT BOULON SCHRAUBE PERNO	2-4
6705-BT	FITTING RACCORD ANSCHLUSSTUCK ACOPLADOR	1	6705-CM	SCREW VIS SCHRAUBE TORNILLO	1
6705-BU	FITTING RACCORD ANSCHLUSSTUCK ACOPLADOR	1	6705-DI	SPRING, COMPRESSION RESSORT FEDER RESORTE	1
6705-BV	FITTING RACCORD ANSCHLUSSTUCK ACOPLADOR	1	6705-DM	RING, O ANNEAU RING ANILLO	2

6705		OIL CONTROL VALVE SOUPAPE DE COMMANDE D'HUILE		STEUERVENTIL CALVULA DE CONTROL DE ACEITE	
PART NAME CODE	PART NAME	QTY	PART NAME CODE	PART NAME	QTY
6705-DO	RING, O ANNEAU RING ANILLO	1	6705-FM	BRACKET SUB-ASSY, OIL CONTROL VALVE SOUS-ENS. DE SUPPORT TRAGER-TEILGRUPPE SUBCONJUNTO DE LA SOPORTE	1
6705-DZ	PLUG BOUCHON STOPFEN TAPON	1	6705-FP	TIE-ROD BARRE D'ACCOUPLLEMENT SPURSFANGE BIELA	3
6705-EE	FITTING RACCORD ANSCHLUSSTUCK ACOPLADOR	1	6705-FT	HOUSING, INLET, NO.1 BOITIER GEHAUSE FUNDA	1
6705-EF	FITTING RACCORD ANSCHLUSSTUCK ACOPLADOR	1	6705-FW	CONNECTOR CONNECTEUR STECKVERBINDER CONECTOR	1
6705-EK	GUIDE GUIDE FUHRUNG GUIA	1	6705-FX	BOLT, STUD BOULON SCHRAUBE PERNO	2
6705-EQ	BALL, STEEL BILLE KUGEL BOLA	1	6705-FZ	END, SPOOL EXTREMITE ENDE EXTREMO	1
6705-ER	BOLT BOULON SCHRAUBE PERNO	2	6705-GA	HOUSING, OUTLET BOITIER GEHAUSE FUNDA	1
6705-EU	BOLT BOULON SCHRAUBE PERNO	1-4	6705-GF	BOLT BOULON SCHRAUBE PERNO	1-4
6705-EW	NUT ECROU MUTTER TUERCA	6	6705-GG	CONNECTOR CONNECTEUR STECKVERBINDER CONECTOR	1
6705-EZ	RING, O ANNEAU RING ANILLO	1	6705-GH	CONNECTOR CONNECTEUR STECKVERBINDER CONECTOR	1

6705		OIL CONTROL VALVE SOUPAPE DE COMMANDE D'HUILE		STEUERVENTIL CALVULA DE CONTROL DE ACEITE	
PART NAME CODE	PART NAME	QTY	PART NAME CODE	PART NAME	QTY
6705-GK	FITTING RACCORD ANSCHLUSSTUCK ACOPLADOR	1	6705-KE	WASHER RODELLE UNTERLEGSCHIEBE ARANDELA	1-3
6705-GN	BOLT BOULON SCHRAUBE PERNO	1-6	6705-KN	FITTING RACCORD ANSCHLUSSTUCK ACOPLADOR	2
6705-GP	COVER COUVERCLE DECKEL CUBIERTA	1	6705-KV	FILTER FILTRE FILTER FILTRO	2
6705-GX	HOLDER, SPRING SUPPORT DUSENSTOCR SOPORTE PORTADOR	1-2	6705-LD	CLAMP PINSE KLEMME ABRAZADERA	1
6705-GZ	SLEEVE MANCHON HULSE MANGUITO	1	6705-LF	RING, O ANNEAU RING ANILLO	1
6705-HJ	BOLT BOULON SCHRAUBE PERNO	1	6705-LG	FITTING RACCORD ANSCHLUSSTUCK ACOPLADOR	1
6705-IM	BRACKET SUPPORT TRAGER SOPORTE	1	6705-LH	SPRING, COMPRESSION RESSORT FEDER RESORTE	1
6705-JE	GUIDE GUIDE FUHRUNG GUIA	1	6705-LJ	BRACKET SUPPORT TRAGER SOPORTE	1
6705-JQ	PLUG BOUCHON STOPFEN TAPON	1	6705-LR	PLUNGER PLONGEUR PLUNGER EMBOLO	1
6705-JR	PLUNGER, CHECK PLONGEUR PLUNGER EMBOLO	1	6705-LT	SPRING, COMPRESSION RESSORT FEDER RESORTE	1



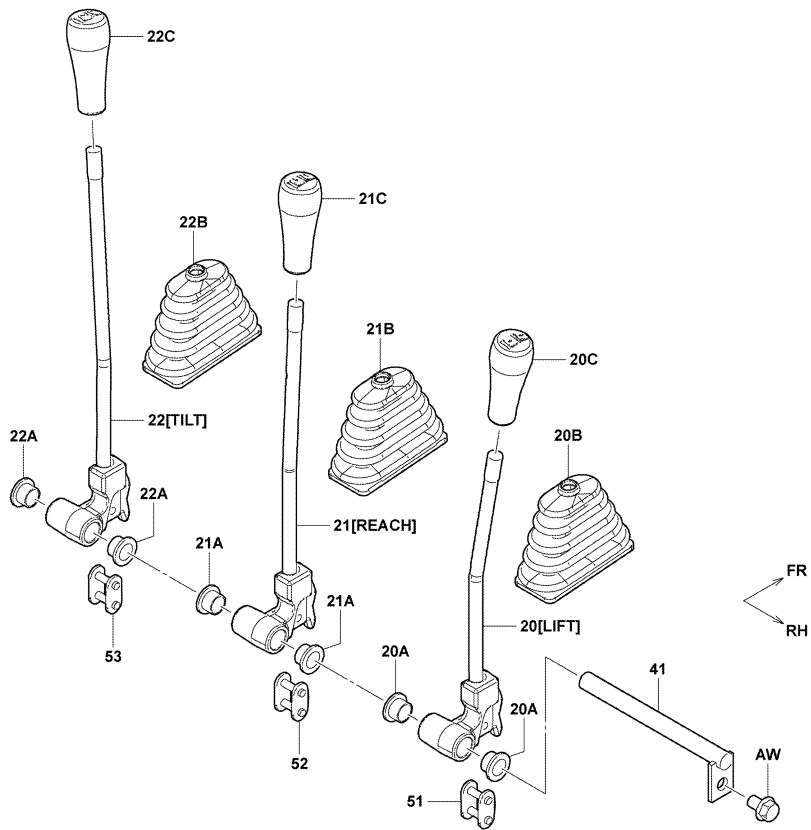
6705		OIL CONTROL VALVE SOUPAPE DE COMMANDE D'HUILE		STEUERVENTIL CALVULA DE CONTROL DE ACEITE	
PART NAME CODE	PART NAME	QTY	PART NAME CODE	PART NAME	QTY
6705-MA	RING, O ANNEAU RING ANILLO	1	6705-NP	ORIFICE ORIFICE MESSBLENDE ORIFICIO	1
6705-MB	RING, O ANNEAU RING ANILLO	1	6705-NV	BRACKET SUPPORT TRAGER SOPORTE	1
6705-MC	RING, O ANNEAU RING ANILLO	1-3	6705-NX	STOPPER BUTEE ANSCHLAG TOPE	1
6705-MD	RING, O ANNEAU RING ANILLO	1-2	6705-PA	STOPPER BUTEE ANSCHLAG TOPE	1
6705-MG	RING, O ANNEAU RING ANILLO	1-4	6705-PC	PLUNGER PLONGEUR PLUNGER EMBOLO	1
6705-MP	PLUG BOUCHON STOPFEN TAPON	2	6705-PD	RING, O ANNEAU RING ANILLO	4
6705-MR	PLUG BOUCHON STOPFEN TAPON	1	6705-PF	PLUNGER PLONGEUR PLUNGER EMBOLO	1
6705-NA	RING, BACK UP ANNEAU RING ANILLO	1	6705-PG	SPRING, COMPRESSION RESSORT FEDER RESORTE	1
6705-NH	SOLENOID ASSY ENS. DE SOLENOIDE SOLENOID, VOLLST. CONJUNTO DEL SOLENOIDE	1	6705-PL	BAND BANDE BAND BANDA	1-2
6705-NK	SOLENOID ASSY ENS. DE SOLENOIDE SOLENOID, VOLLST. CONJUNTO DEL SOLENOIDE	1	6705-PM	BAND BANDE BAND BANDA	1-10

6705		OIL CONTROL VALVE SOUPAPE DE COMMANDE D'HUILE		STEUERVENTIL CALVULA DE CONTROL DE ACEITE	
PART NAME CODE	PART NAME	QTY	PART NAME CODE	PART NAME	QTY
6705-PZ	SPRING, COMPRESSION RESSORT FEDER RESORTE	1	6705-TF	RING, O ANNEAU RING ANILLO	1
6705-QA	RING, O ANNEAU RING ANILLO	1	6705-TV	RUBBER CAOUTCHOUC GUMMI GOMA	4
6705-QB	RING, O ANNEAU RING ANILLO	1	6705-UE	RING, O ANNEAU RING ANILLO	1
6705-QU	BOLT BOULON SCHRAUBE PERNO	1	6705-UF	FILTER FILTRE FILTER FILTRO	1
6705-RM	RING, O ANNEAU RING ANILLO	2	6705-UK	SLEEVE ASSY ENS. DE MANCHON H7 LSE, VOLLST. CONJUNTO DEL MANGUITO	1
6705-RN	RING, O ANNEAU RING ANILLO	1	6705-VH	VALVE ASSY ENS. DE SOUPAPE VENTIL, VOLLST. CONJUNTO DE VALVULA	1
6705-RS	SOLENOID SOLENOIDE SOLENOID SOLENOIDE	1	6705-VV	SPRING, COMPRESSION RESSORT FEDER RESORTE	1
6705-SA	TUBE TUBE ROHR TUBO	1			
6705-SS	BOLT BOULON SCHRAUBE PERNO	4			
6705-TE	RING, O ANNEAU RING ANILLO	1			

6709

OIL CONTROL VALVE LINK  
TRINGLE DE SOUPE DE COMMANDE D'HUILE

STEUERVENTIL-HEBEL  
ARTICULACION VALVULA DE CONTROL DE ACEITE



6709-582

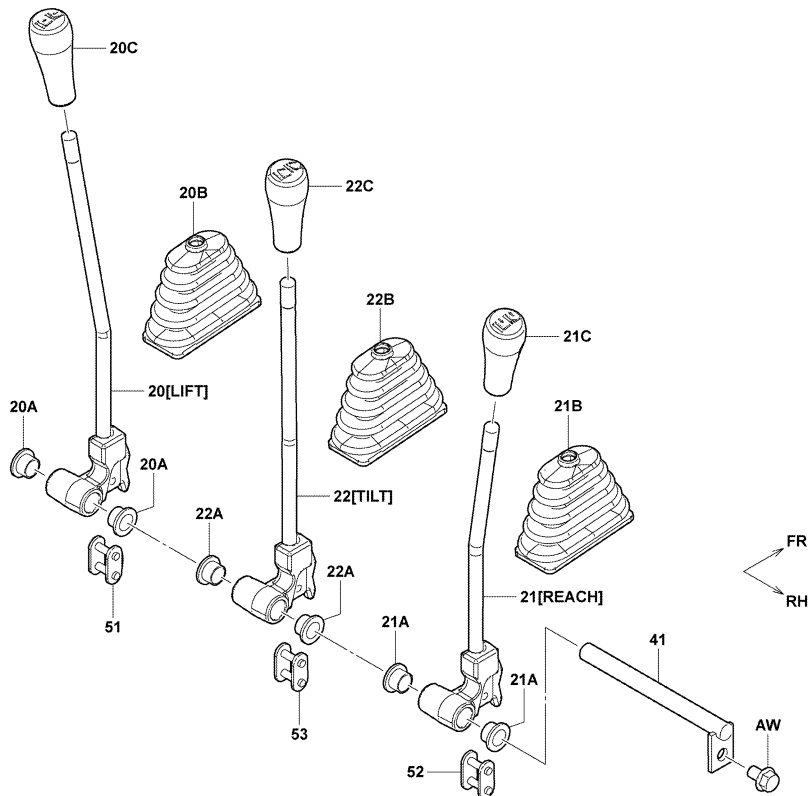
6709-582\_

6709

OIL CONTROL VALVE LINK  
TRINGLE DE SOUPE DE COMMANDE D'HUILE

STEUERVENTIL-HEBEL  
ARTICULACION VALVULA DE CONTROL DE ACEITE

(LIFT LEVER LH)



6709-596

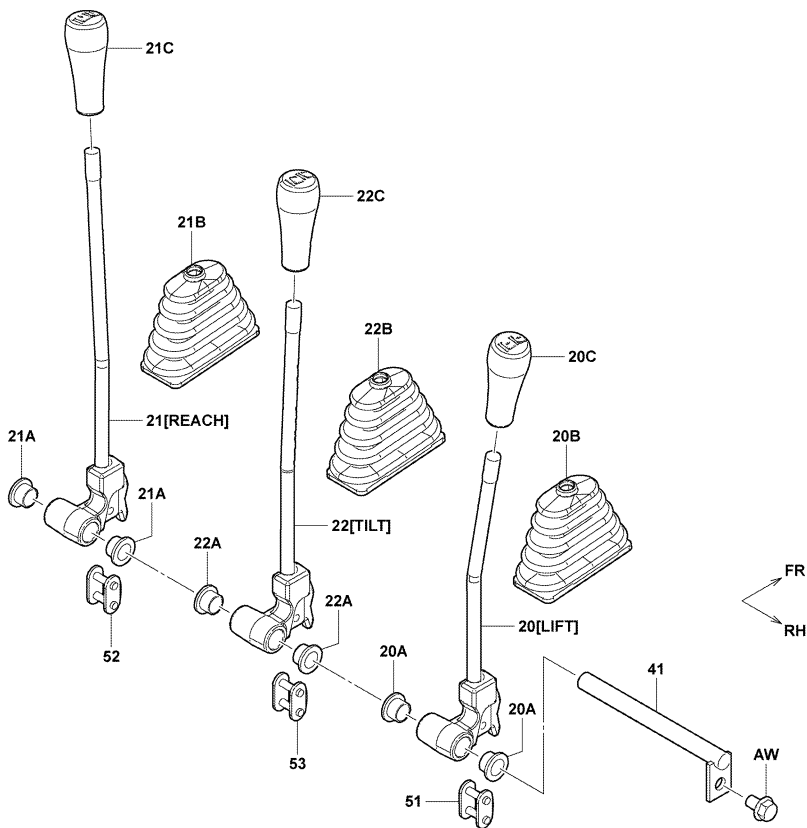
6709-596\_

6709

OIL CONTROL VALVE LINK  
TRINGLE DE SOUPE DE COMMANDE D'HUILE

STEUERVENTIL-HEBEL  
ARTICULACION VALVULA DE CONTROL DE ACEITE

(LEVER SHIN-KOU)



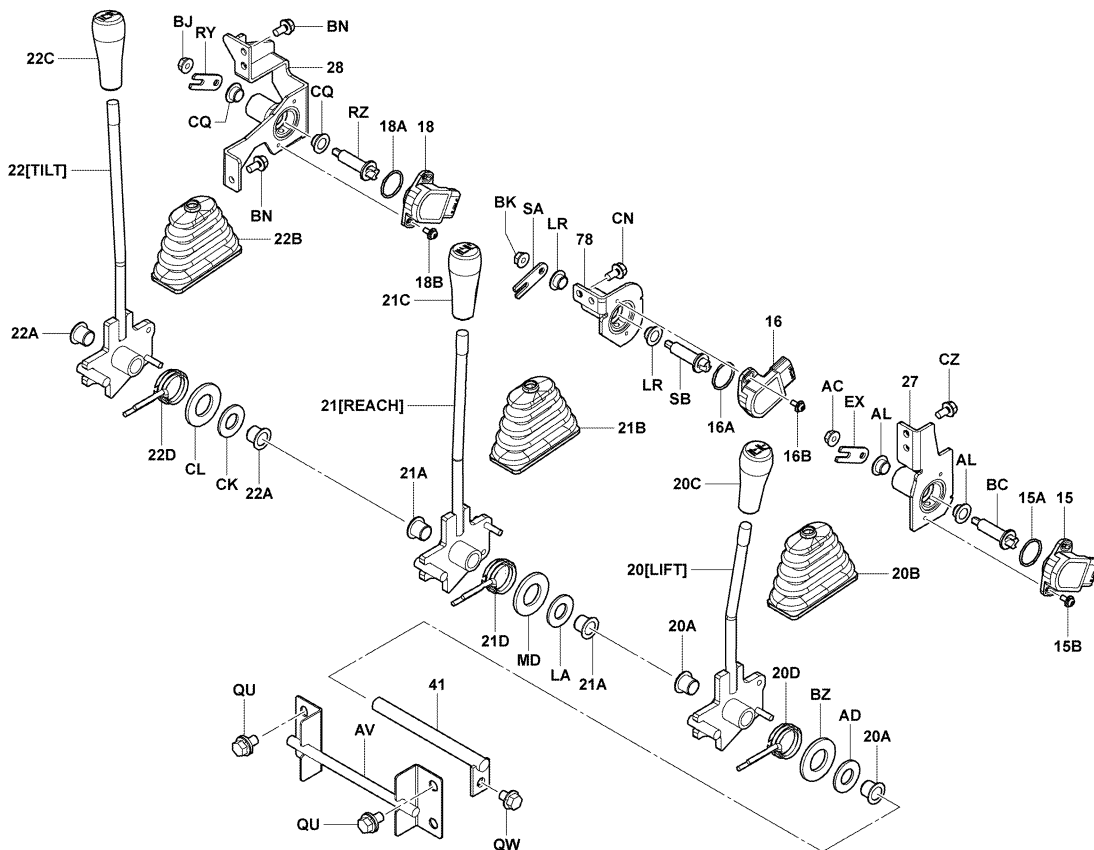
6709-597  
6709-597\_

6709

OIL CONTROL VALVE LINK  
TRINGLE DE SOUPE DE COMMANDE D'HUILE

STEUERVENTIL-HEBEL  
ARTICULACION VALVULA DE CONTROL DE ACEITE

(REMOTE W/H-RAIL, AFS)



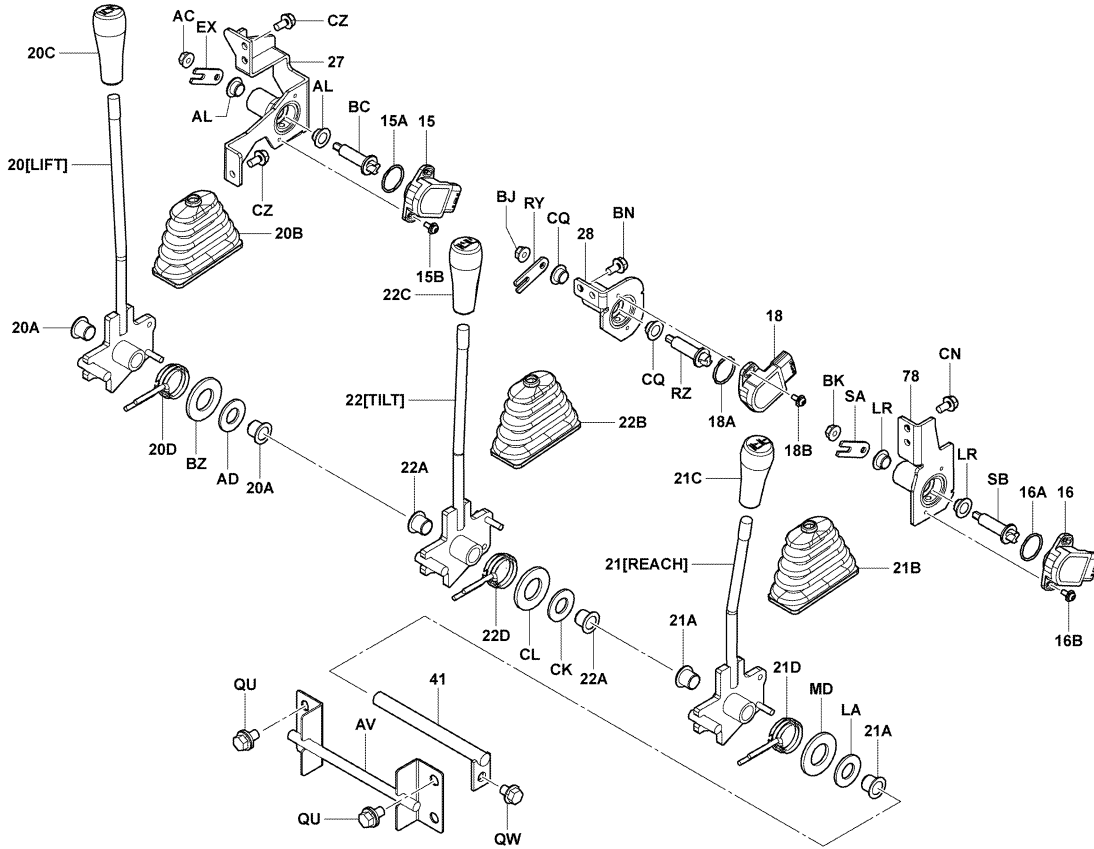
6709-598  
6709-598\_

6709

OIL CONTROL VALVE LINK  
TRINGLE DE SOUPE DE COMMANDE D'HUILE

STEUERVENTIL-HEBEL  
ARTICULACION VALVULA DE CONTROL DE ACEITE

(LIFT LEVER LH..REMOTE W/H-RAIL, AFS)



6709-599

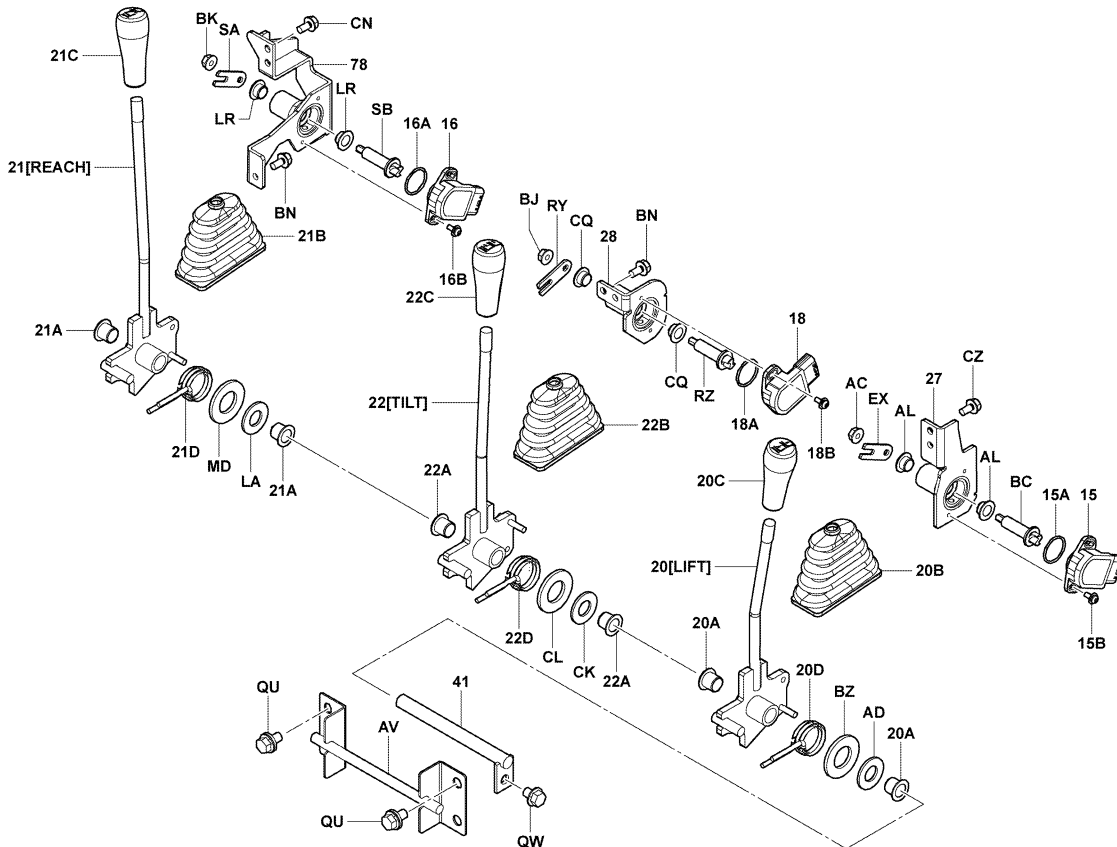
6709-599\_

6709

OIL CONTROL VALVE LINK  
TRINGLE DE SOUPE DE COMMANDE D'HUILE

STEUERVENTIL-HEBEL  
ARTICULACION VALVULA DE CONTROL DE ACEITE

(LEVER SHIN-KOU..REMOTE W/H-RAIL, AFS)



6709-600

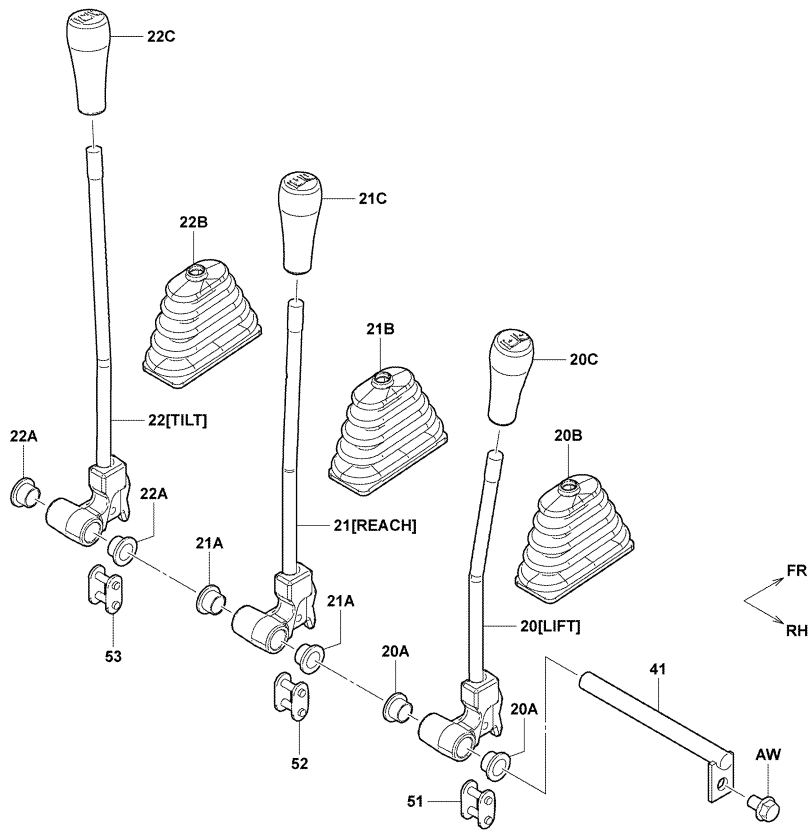
6709-600\_

6709

OIL CONTROL VALVE LINK  
TRINGLE DE SOUPAPE DE COMMANDE D'HUILE

STEUERVENTIL-HEBEL  
ARTICULACION VALVULA DE CONTROL DE ACEITE

(LIFT LEVER LH) [DEL]



6709-582

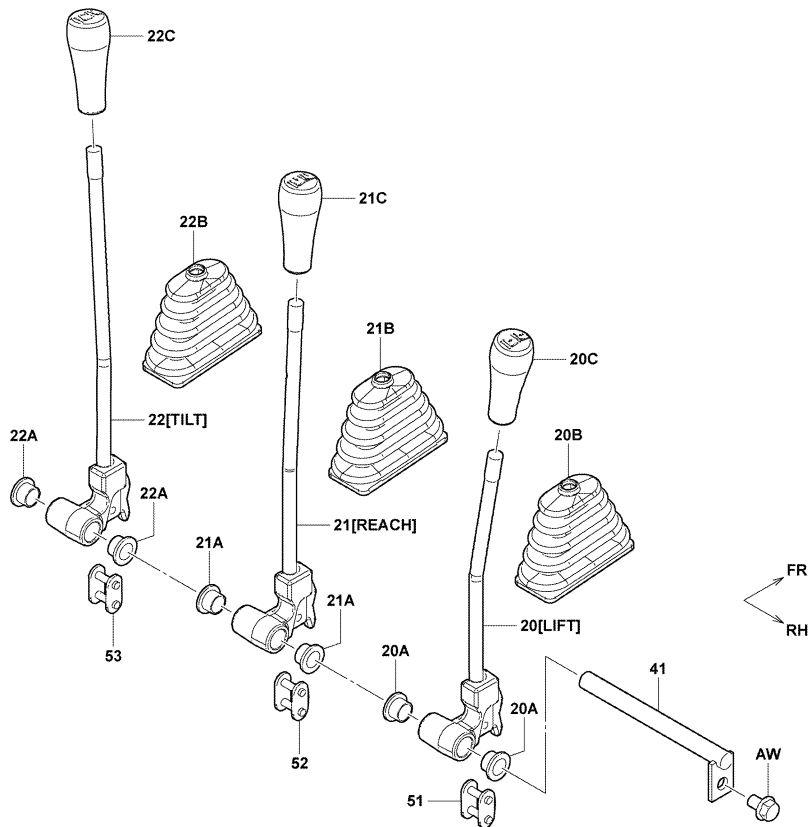
6709-582\_

6709

OIL CONTROL VALVE LINK  
TRINGLE DE SOUPAPE DE COMMANDE D'HUILE

STEUERVENTIL-HEBEL  
ARTICULACION VALVULA DE CONTROL DE ACEITE

(LEVER SHIN-KOU) [DEL]



6709-582

6709-582\_

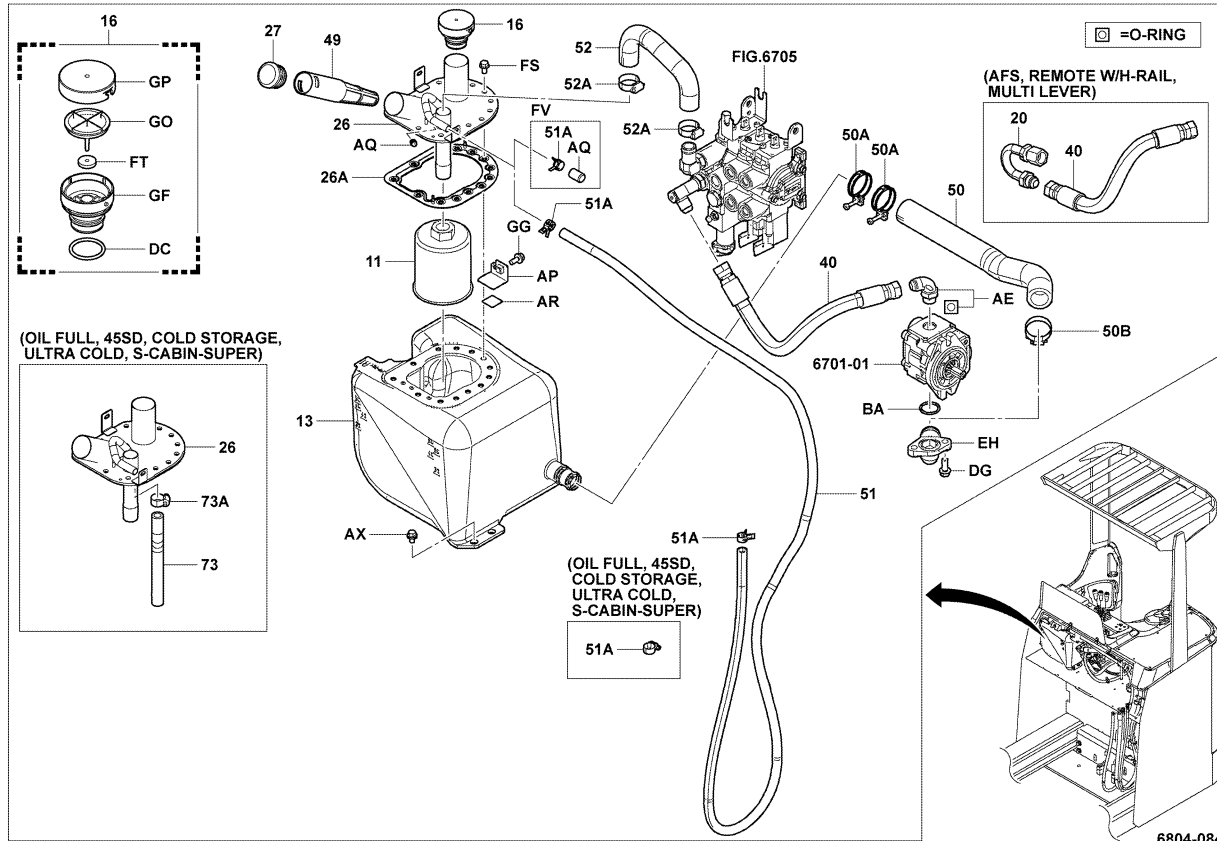
6709		OIL CONTROL VALVE LINK TRINGLE DE SOUPAPE DE COMMANDE D'HUILE	STEUERVENTIL-HEBEL ARTICULACION VALVULA DE CONTROL DE ACEITE		
PART NAME CODE	PART NAME	QTY	PART NAME CODE	PART NAME	QTY
6709-15	SENSOR ASSY, LEVER ENS. DE DETECTEUR SENSOR, VOLLST. CONJUNTO DEL SENSOR	1	6709-20A	BUSHING BAGUE BUCHSE BUJE	1-2
6709-15A	RING, O ANNEAU RING ANILLO	1	6709-20B	BOOT, LEVER COFFRE MANSCHETTE FORRO	1
6709-15B	SCREW VIS SCHRAUBE TORNILLO	2	6709-20C	KNOB, OIL CONTROL VALVE LEVER BOULE KNOPF MANDO	1
6709-16	SENSOR ASSY, LEVER ENS. DE DETECTEUR SENSOR, VOLLST. CONJUNTO DEL SENSOR	1	6709-20D	SPRING RESSORT FEDER RESORTE	1
6709-16A	RING, O ANNEAU RING ANILLO	1	6709-21	LEVER SUB-ASSY, CONTROL VALVE, NO.2 SOUS-ENS. DE LEVIER HEBEL-TEILGRUPPE SUBCONJUNTO DE LA PALANCA	1
6709-16B	SCREW VIS SCHRAUBE TORNILLO	2	6709-21A	BUSHING BAGUE BUCHSE BUJE	1-2
6709-18	SENSOR ASSY, LEVER ENS. DE DETECTEUR SENSOR, VOLLST. CONJUNTO DEL SENSOR	1	6709-21B	BOOT, LEVER COFFRE MANSCHETTE FORRO	1
6709-18A	RING, O ANNEAU RING ANILLO	1	6709-21C	KNOB, OIL CONTROL VALVE LEVER BOULE KNOPF MANDO	1
6709-18B	SCREW VIS SCHRAUBE TORNILLO	2	6709-21D	SPRING RESSORT FEDER RESORTE	1
6709-20	LEVER SUB-ASSY, CONTROL VALVE, NO.1 SOUS-ENS. DE LEVIER HEBEL-TEILGRUPPE SUBCONJUNTO DE LA PALANCA	1	6709-22	LEVER SUB-ASSY, CONTROL VALVE, NO.3 SOUS-ENS. DE LEVIER HEBEL-TEILGRUPPE SUBCONJUNTO DE LA PALANCA	1

6709		OIL CONTROL VALVE LINK TRINGLE DE SOUPAPE DE COMMANDE D'HUILE	STEUERVENTIL-HEBEL ARTICULACION VALVULA DE CONTROL DE ACEITE		
PART NAME CODE	PART NAME	QTY	PART NAME CODE	PART NAME	QTY
6709-22A	BUSHING BAGUE BUCHSE BUJE	1-2	6709-78	BRACKET SUB-ASSY SOUS-ENS. DE SUPPORT TRAGER-TEILGRUPPE SUBCONJUNTO DE LA SOPORTE	1
6709-22B	BOOT, LEVER COFFRE MANSCHETTE FORRO	1	6709-AC	NUT ECROU MUTTER TUERCA	1
6709-22C	KNOB, OIL CONTROL VALVE LEVER BOULE KNOPF MANDO	1	6709-AD	WASHER, PLATE RODELLE UNTERLEGSSCHEIBE ARANDELA	1
6709-22D	SPRING RESSORT FEDER RESORTE	1	6709-AL	BUSHING BAGUE BUCHSE BUJE	2
6709-27	BRACKET SUB-ASSY, VALVE LEVER, RH SOUS-ENS. DE SUPPORT TRAGER-TEILGRUPPE SUBCONJUNTO DE LA SOPORTE	1	6709-AV	BAR SUB-ASSY, LEVER STOP SOUS-ENS. DE BAR STAB-TEILGRUPPE SUBCONJUNTO DEL BARRA	1
6709-28	BRACKET SUB-ASSY, VALVE LEVER, LH SOUS-ENS. DE SUPPORT TRAGER-TEILGRUPPE SUBCONJUNTO DE LA SOPORTE	1	6709-AW	BOLT BOULON SCHRAUBE PERNO	1
6709-41	PIN, OIL CONTROL VALVE LEVER GOUVILLE STIFT PASADOR	1	6709-BC	SHAFT ARBRE WELLE EJE	1
6709-51	LINK SUB-ASSY, NO.1 SOUS-ENS. DE TRINGLE GELENKTEIL-TEILGRUPPE SUBCONJUNTO DE LA ARTICULACION	1	6709-BJ	NUT ECROU MUTTER TUERCA	1
6709-52	LINK SUB-ASSY, NO.2 SOUS-ENS. DE TRINGLE GELENKTEIL-TEILGRUPPE SUBCONJUNTO DE LA ARTICULACION	1	6709-BK	NUT ECROU MUTTER TUERCA	1
6709-53	LINK SUB-ASSY, NO.3 SOUS-ENS. DE TRINGLE GELENKTEIL-TEILGRUPPE SUBCONJUNTO DE LA ARTICULACION	1	6709-BN	BOLT BOULON SCHRAUBE PERNO	2-3

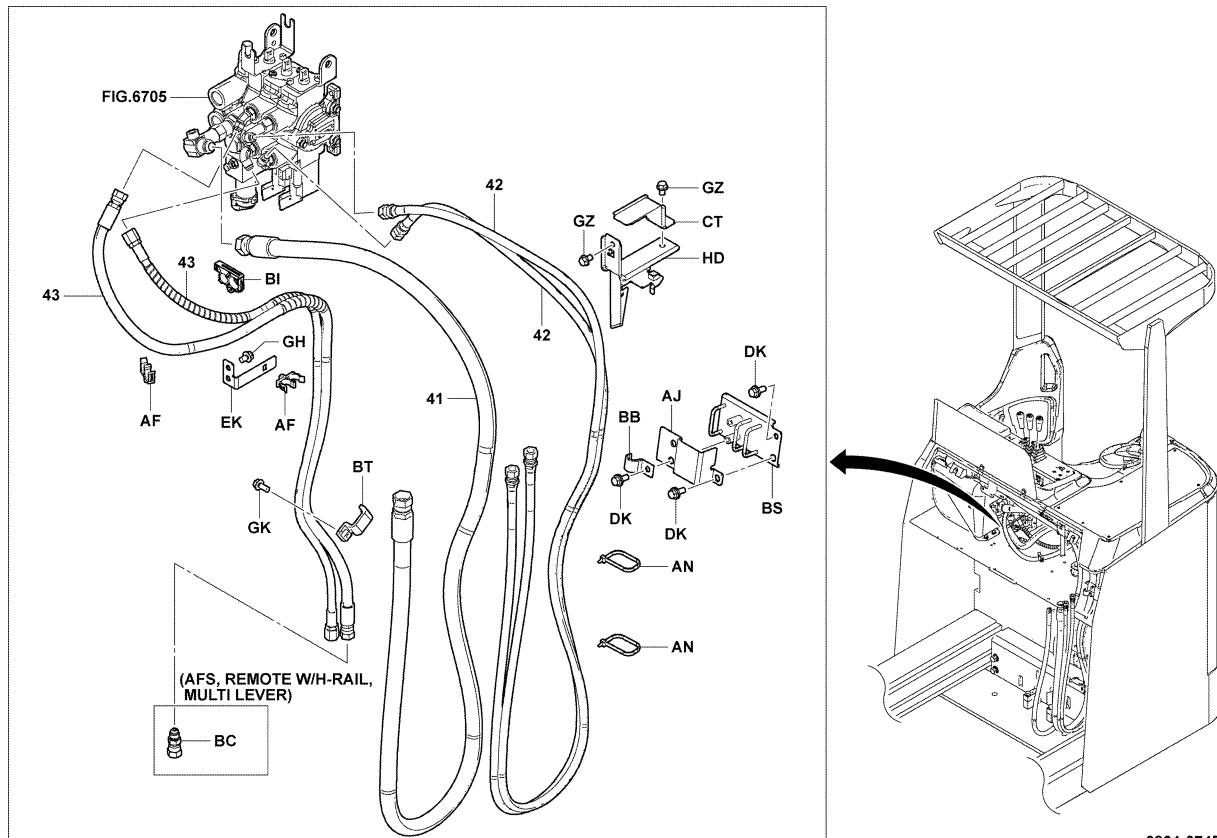
6709		OIL CONTROL VALVE LINK TRINGLE DE SOUPAPE DE COMMANDE D'HUILE		STEUERVENTIL-HEBEL ARTICULACION VALVULA DE CONTROL DE ACEITE	
PART NAME CODE	PART NAME	QTY	PART NAME CODE	PART NAME	QTY
6709-BZ	WASHER, PLATE ----- RODELLE UNTERLEGSSCHEIBE ARANDELA	1	6709-QU	BOLT ----- BOULON SCHRAUBE PERNO	4
6709-CK	WASHER, PLATE ----- RODELLE UNTERLEGSSCHEIBE ARANDELA	1	6709-QW	BOLT ----- BOULON SCHRAUBE PERNO	1
6709-CL	WASHER, PLATE ----- RODELLE UNTERLEGSSCHEIBE ARANDELA	1	6709-RY	LEVER ----- LEVIER HEBEL PALANCA	1
6709-CN	BOLT ----- BOULON SCHRAUBE PERNO	2-3	6709-RZ	SHAFT ----- ARBRE WELLE EJE	1
6709-CQ	BUSHING ----- BAGUE BUCHSE BUJE	2	6709-SA	LEVER ----- LEVIER HEBEL PALANCA	1
6709-CZ	BOLT ----- BOULON SCHRAUBE PERNO	2-3	6709-SB	SHAFT ----- ARBRE WELLE EJE	1
6709-EX	LEVER ----- LEVIER HEBEL PALANCA	1			
6709-LA	WASHER, PLATE ----- RODELLE UNTERLEGSSCHEIBE ARANDELA	1			
6709-LR	BUSHING ----- BAGUE BUCHSE BUJE	2			
6709-MD	WASHER, PLATE ----- RODELLE UNTERLEGSSCHEIBE ARANDELA	1			

6709		OIL CONTROL VALVE LINK TRINGLE DE SOUPAPE DE COMMANDE D'HUILE		STEUERVENTIL-HEBEL ARTICULACION VALVULA DE CONTROL DE ACEITE	
PART NAME CODE	PART NAME	QTY	PART NAME CODE	PART NAME	QTY

[1/2]



[2/2]



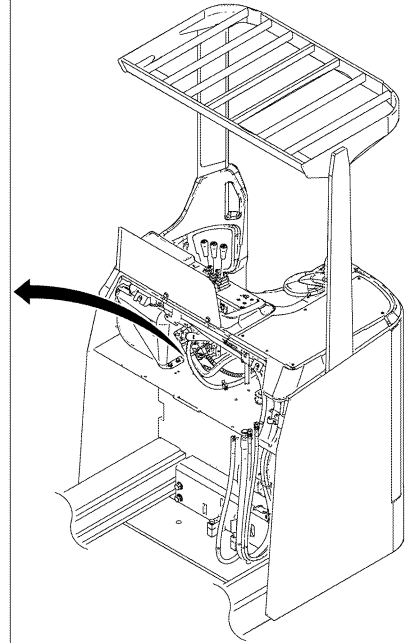
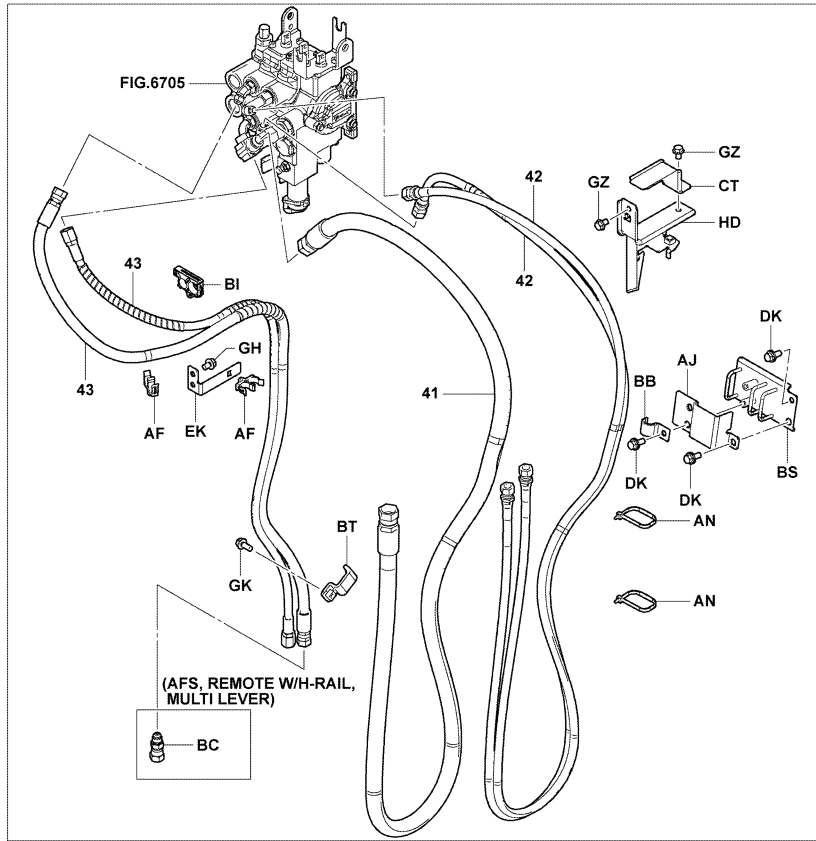


6804

BODY PIPING  
TUYAUTERIE DE CARROSSERIE

KAROSSERIE, LEITUNGEN  
TUBOS DE CARROCERIA

(LIFT LEVER LH) [2/2]



6804-075B

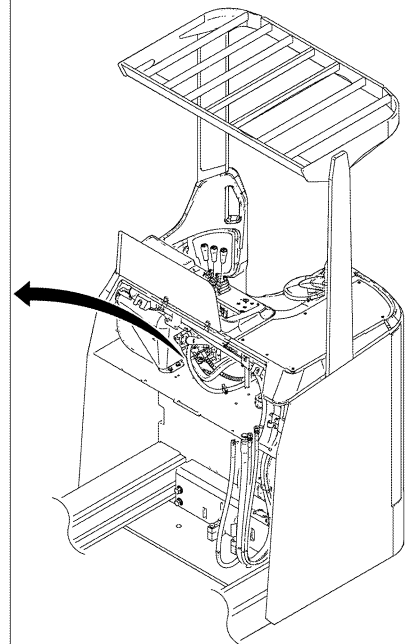
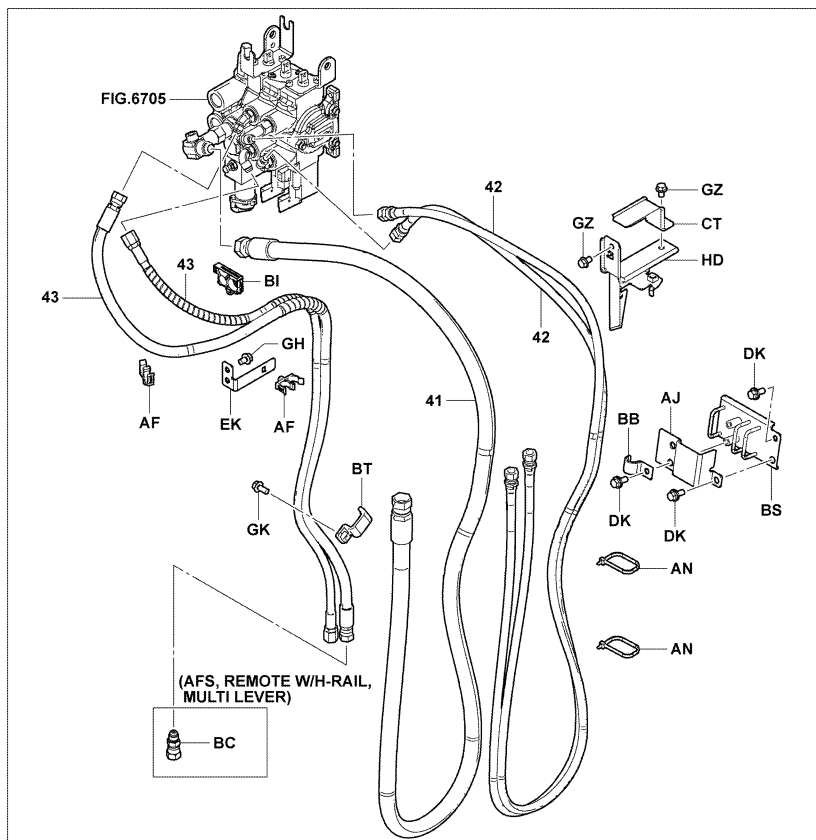
6804-075B

6804

BODY PIPING  
TUYAUTERIE DE CARROSSERIE

KAROSSERIE, LEITUNGEN  
TUBOS DE CARROCERIA

(LIFT LEVER LH) [DEL]



6804-074B

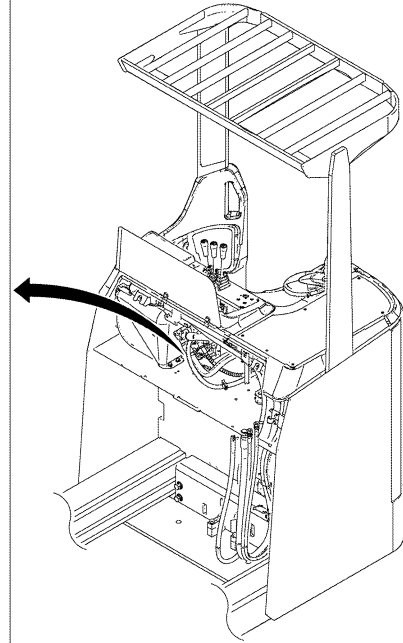
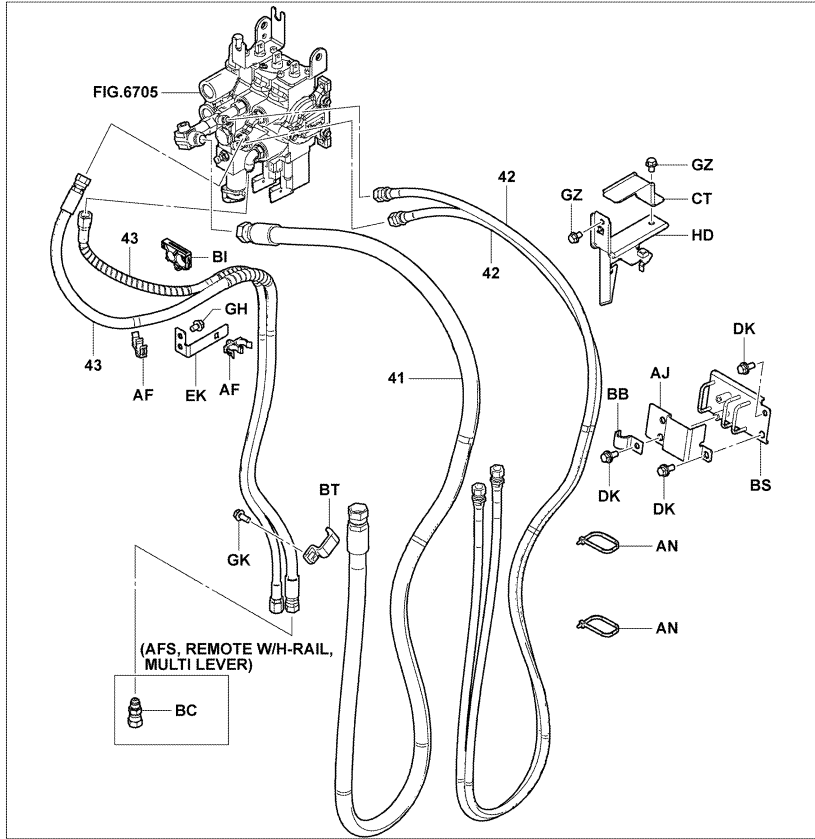
6804-074B

6804

BODY PIPING  
TUYAUSERIE DE CARROSSERIE

KAROSSERIE, LEITUNGEN  
TUBOS DE CARROCERIA

(LEVER SHIN-KOU) [2/2]



6804-076B

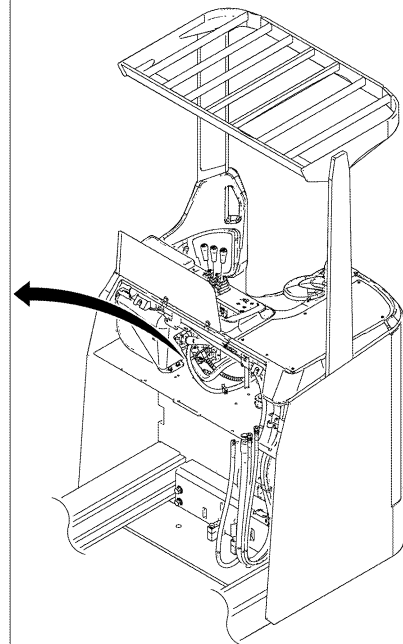
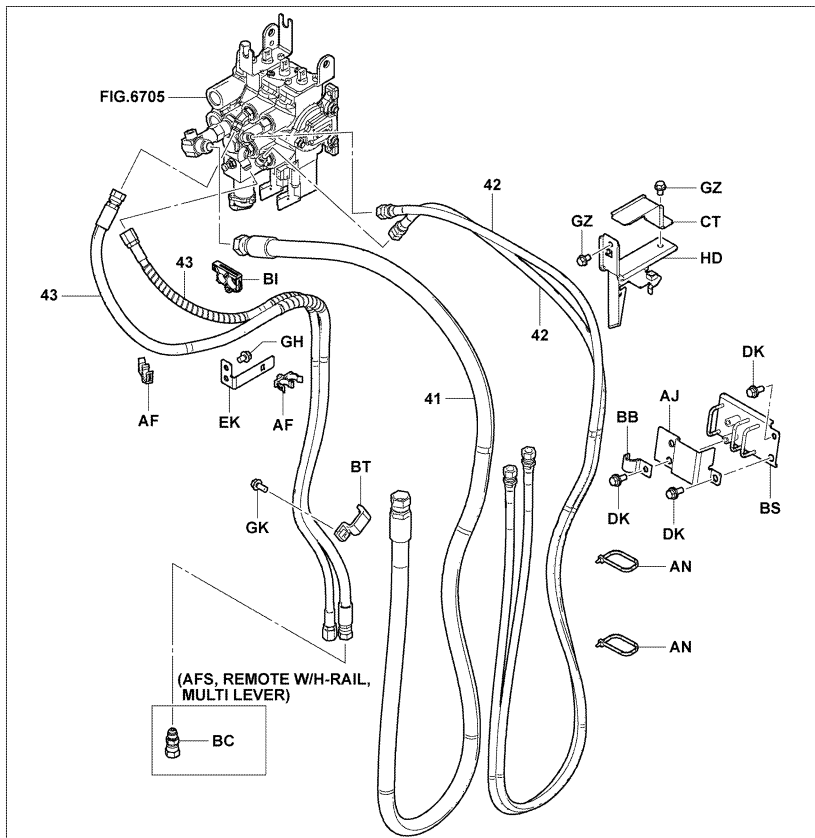
6804-076B

6804

BODY PIPING  
TUYAUSERIE DE CARROSSERIE

KAROSSERIE, LEITUNGEN  
TUBOS DE CARROCERIA

(LEVER SHIN-KOU) [DEL]



6804-074B

6804-074B

6804		BODY PIPING TUYAUTERIE DE CARROSSERIE	KAROSSERIE, LEITUNGEN TUBOS DE CARROCERIA		
PART NAME CODE	PART NAME	QTY	PART NAME CODE	PART NAME	QTY
6804-11	FILTER ASSY, RETURN ENS. DE FILTRE FILTER, VOLLST. CONJUNTO DEL FILTRO	1	6804-43	HOSE, HIGH PRESSURE, NO.1 (REACH) FLEXIBLE SCHLAUCH MANGUERA	1
6804-13	TANK SUB-ASSY, OIL SOUS-ENS. DE RESERVOIR TANK-TEILGRUPPE SUBCONJUNTO DEL DEPOSITO	1	6804-49	FILTER, OIL INLET FILTRE FILTER FILTRO	1
6804-16	BREATHER ASSY, AIR ENS. DE RENIFLARD WECHSELFILTER, VOLLST. CONJUNTO DEL RESPIRADERO	1	6804-50	HOSE, LOW PRESSURE (TANK TO PUMP) FLEXIBLE SCHLAUCH MANGUERA	1
6804-20	PIPE SUB-ASSY (PUMP TO VALVE) ENS. DE SOUPAPE VENTIL, VOLLST. CONJUNTO DE VALVULA	1	6804-50A	CLAMP, TANK TO PUMP HOSE PINSE KLEMME ABRAZADERA	2
6804-26	COVER SUB-ASSY, OIL TANK SOUS-ENS. DE COUVERCLE DECKEL-TEILGRUPPE SUBCONJUNTO DE CUBIERTA	1	6804-50B	CLAMP, TANK TO PUMP HOSE PINSE KLEMME ABRAZADERA	1
6804-26A	PACKING, OIL TANK COVER CALE DICHTUNG EMPAQUETADURA	1	6804-51	HOSE, LOW PRESSURE (LIFT CYLINDER TO TANK) FLEXIBLE SCHLAUCH MANGUERA	1
6804-27	CAP SUB-ASSY, OIL TANK SOUS-ENS. DE CAPUCHON KAPPEN-TEILGRUPPE SUBCONJUNTO DE LA TAPA	1	6804-51A	CLAMP, LIFT TO TANK HOSE PINSE KLEMME ABRAZADERA	1-2
6804-40	HOSE, HIGH PRESSURE (PUMP TO VALVE) FLEXIBLE SCHLAUCH MANGUERA	1	6804-52	HOSE, LOW PRESSURE (VALVE TO TANK NO.1) FLEXIBLE SCHLAUCH MANGUERA	1
6804-41	HOSE, HIGH PRESSURE (VALVE TO LIFT CYLINDER) FLEXIBLE SCHLAUCH MANGUERA	1	6804-52A	CLAMP, VALVE TO TANK NO.1 HOSE PINSE KLEMME ABRAZADERA	2
6804-42	HOSE, HIGH PRESSURE (VALVE TO TILT CYLINDER) FLEXIBLE SCHLAUCH MANGUERA	1-2	6804-73	HOSE, LOW PRESSURE FLEXIBLE SCHLAUCH MANGUERA	1

6804		BODY PIPING TUYAUTERIE DE CARROSSERIE	KAROSSERIE, LEITUNGEN TUBOS DE CARROCERIA		
PART NAME CODE	PART NAME	QTY	PART NAME CODE	PART NAME	QTY
6804-73A	CLAMP PINSE KLEMME ABRAZADERA	1	6804-BB	CLAMP, HOSE PINSE KLEMME ABRAZADERA	1
6804-AE	FITTING RACCORD ANSCHLUSSTUCK ACOPLADOR	1	6804-BC	FITTING RACCORD ANSCHLUSSTUCK ACOPLADOR	1
6804-AF	CLAMP PINSE KLEMME ABRAZADERA	2	6804-BI	CLAMP PINSE KLEMME ABRAZADERA	1
6804-AJ	PLATE, HOSE CLAMP PLAQUE PLATTE PLACA	1	6804-BS	CLAMP SUB-ASSY, HOSE SOUS-ENS. DE PINCE KLEMMEN-TEILGRUPPE SUBCONJUNTO DE ABRAZADERA	1
6804-AN	CLAMP PINSE KLEMME ABRAZADERA	3-5	6804-BT	CLAMP, HOSE PINSE KLEMME ABRAZADERA	1
6804-AP	BRACKET, OIL TANK SUPPORT TRAGER SOPORTE	1	6804-CT	PLATE PLAQUE PLATTE PLACA	1
6804-AQ	CAP CAPUCHON KAPPE TAPA	1	6804-DC	RING, O ANNEAU RING ANILLO	1
6804-AR	CUSHION COUSSIN POLSTER ALMOHADILLA	1	6804-DG	BOLT BOULON SCHRAUBE PERNO	2
6804-AX	BOLT BOULON SCHRAUBE PERNO	2	6804-DK	BOLT BOULON SCHRAUBE PERNO	4
6804-BA	RING, O ANNEAU RING ANILLO	1	6804-EH	FLANGE BRIDE FLANSCH BRIDA	1

6804		BODY PIPING TUYAUTERIE DE CARROSSERIE		KAROSSERIE, LEITUNGEN TUBOS DE CARROCERIA	
PART NAME CODE	PART NAME	QTY	PART NAME CODE	PART NAME	QTY
6804-EK	BRACKET SUPPORT TRAGER SOPORTE	1	6804-HD	BRACKET SUPPORT TRAGER SOPORTE	1
6804-FS	BOLT BOULON SCHRAUBE PERNO	13			
6804-FT	RUBBER CAOUTCHOUC GUMMI GOMA	1			
6804-GF	CAP CAPUCHON KAPPE TAPA	1			
6804-GG	BOLT BOULON SCHRAUBE PERNO	1			
6804-GH	BOLT BOULON SCHRAUBE PERNO	2			
6804-GK	BOLT BOULON SCHRAUBE PERNO	1			
6804-GO	FILTER FILTRE FILTER FILTRO	1			
6804-GP	CAP CAPUCHON KAPPE TAPA	1			
6804-GZ	BOLT BOULON SCHRAUBE PERNO	2			

6804		BODY PIPING TUYAUTERIE DE CARROSSERIE		KAROSSERIE, LEITUNGEN TUBOS DE CARROCERIA	
PART NAME CODE	PART NAME	QTY	PART NAME CODE	PART NAME	QTY

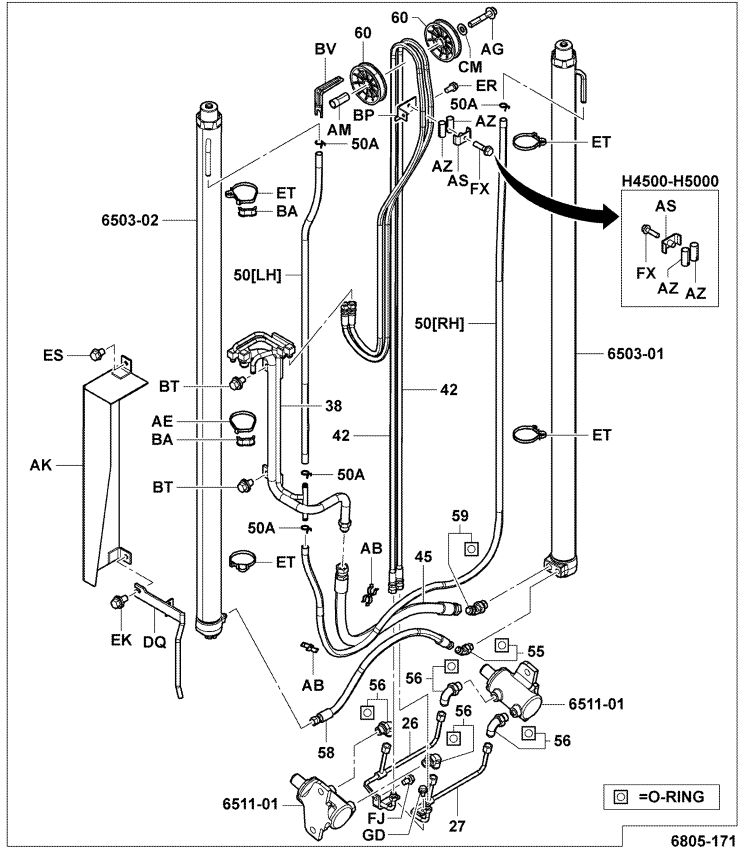
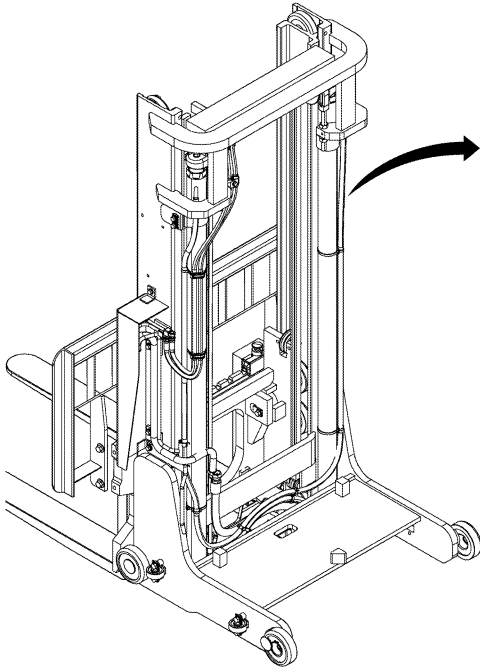


6805

MAST PIPING  
TUYAUTERIE DE MAT

MASTLEITUNGEN  
TOBOS DEL MASTIL

V..30

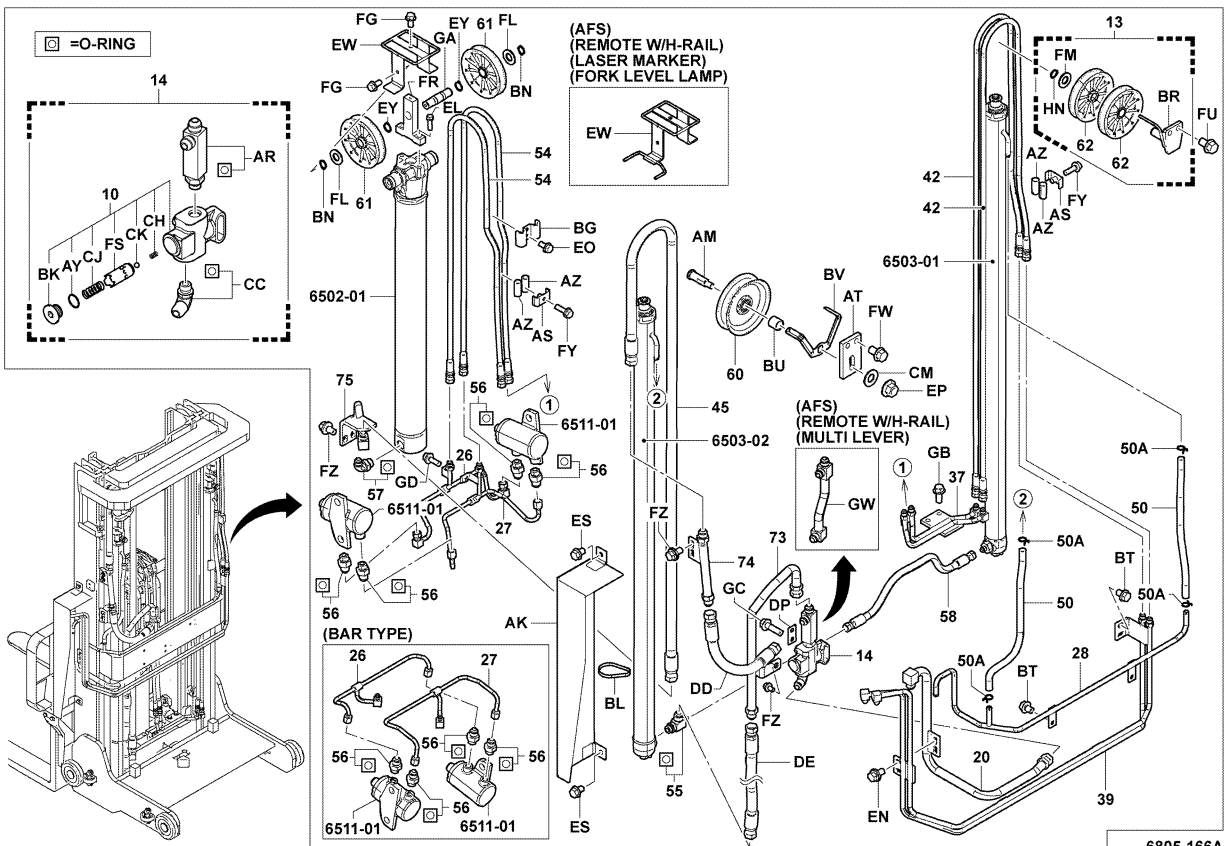


6805

MAST PIPING  
TUYAUTERIE DE MAT

MASTLEITUNGEN  
TOBOS DEL MASTIL

FSV..10,13,14,15,18,S10,S13,S14,S15,S18







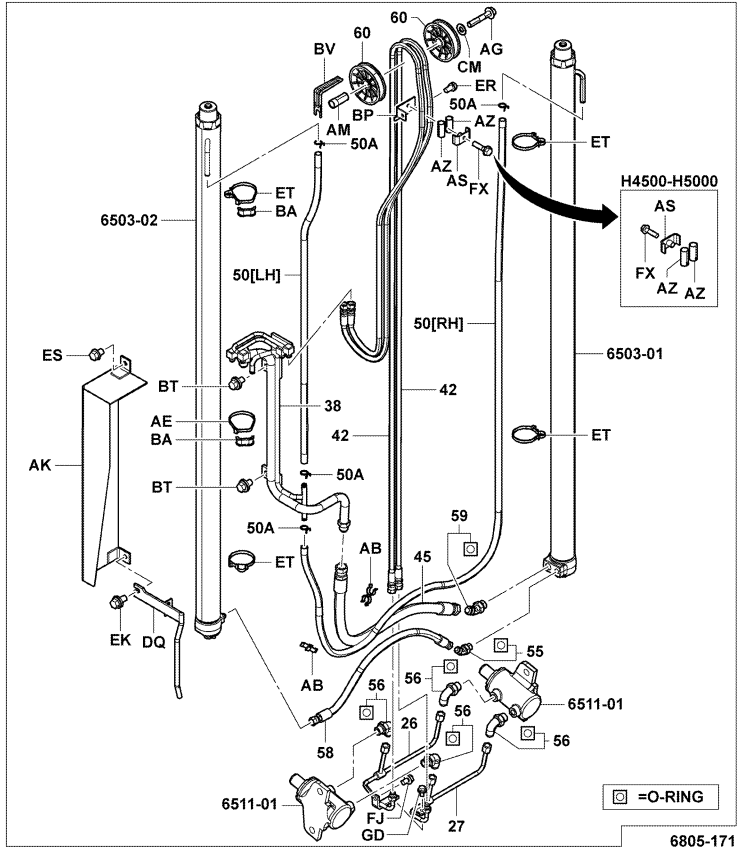
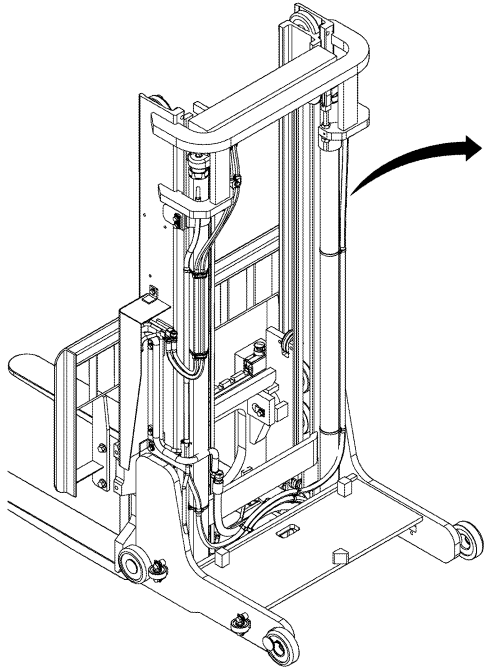


6805

MAST PIPING  
TUYAUTERIE DE MAT

MASTLEITUNGEN  
TOBOS DEL MASTIL

SV..30



6805-171

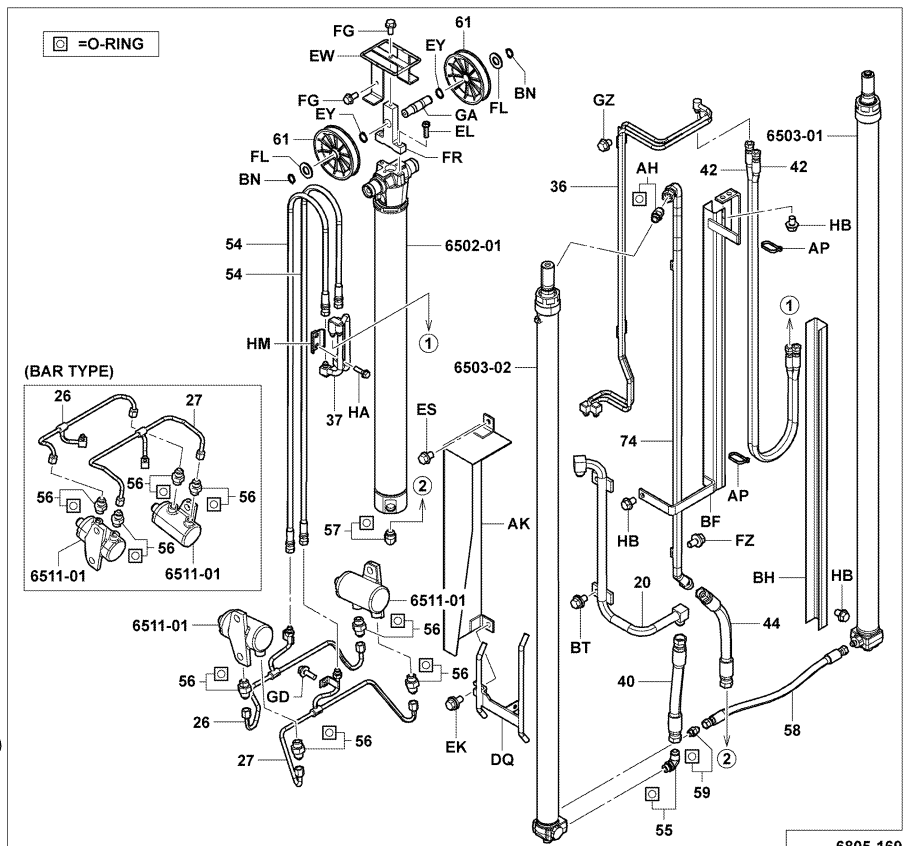
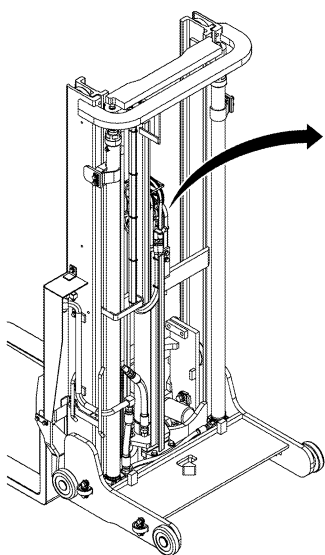
6805-171\_

6805

MAST PIPING  
TUYAUTERIE DE MAT

MASTLEITUNGEN  
TOBOS DEL MASTIL

FV..10,13,14,15,18,S10,S13,S14,S15,S18



6805-169

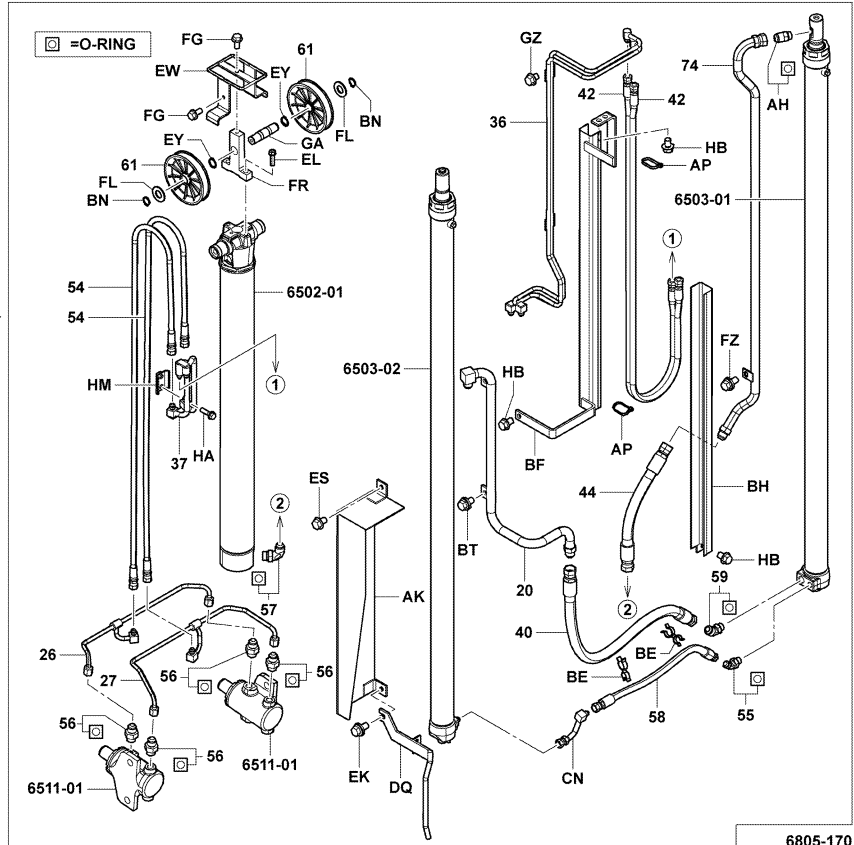
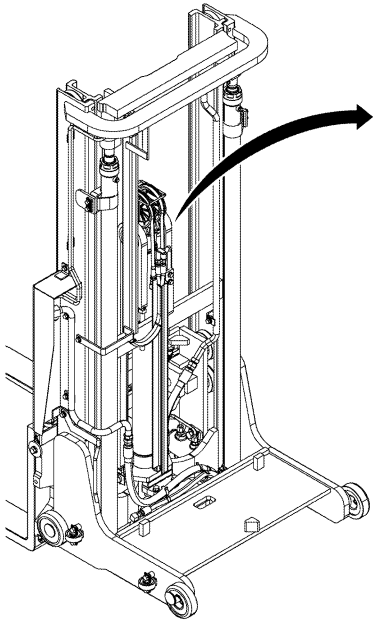
6805-169\_

6805

MAST PIPING  
TUYAUTERIE DE MAT

MASTLEITUNGEN  
TOBOS DEL MASTIL

FV..20,25,S20,S25



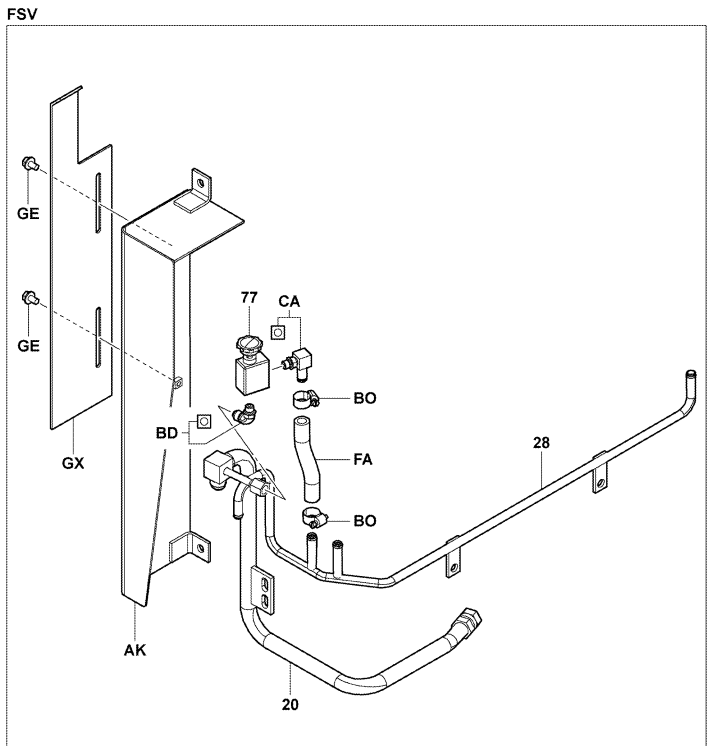
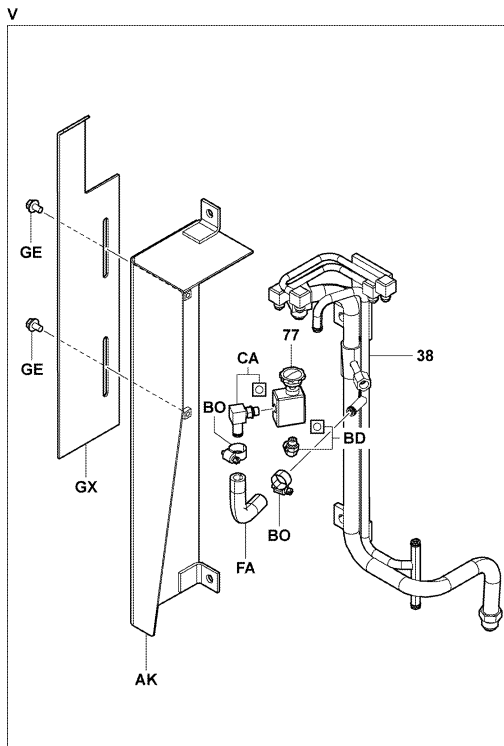
6805-170\_

6805

MAST PIPING  
TUYAUTERIE DE MAT

MASTLEITUNGEN  
TOBOS DEL MASTIL

V..10,13,14,15,18,S10,S13,S14,S15,S18 (REMOTE W/H-RAIL)



□ = O-RING

6805-181

6805-181\_

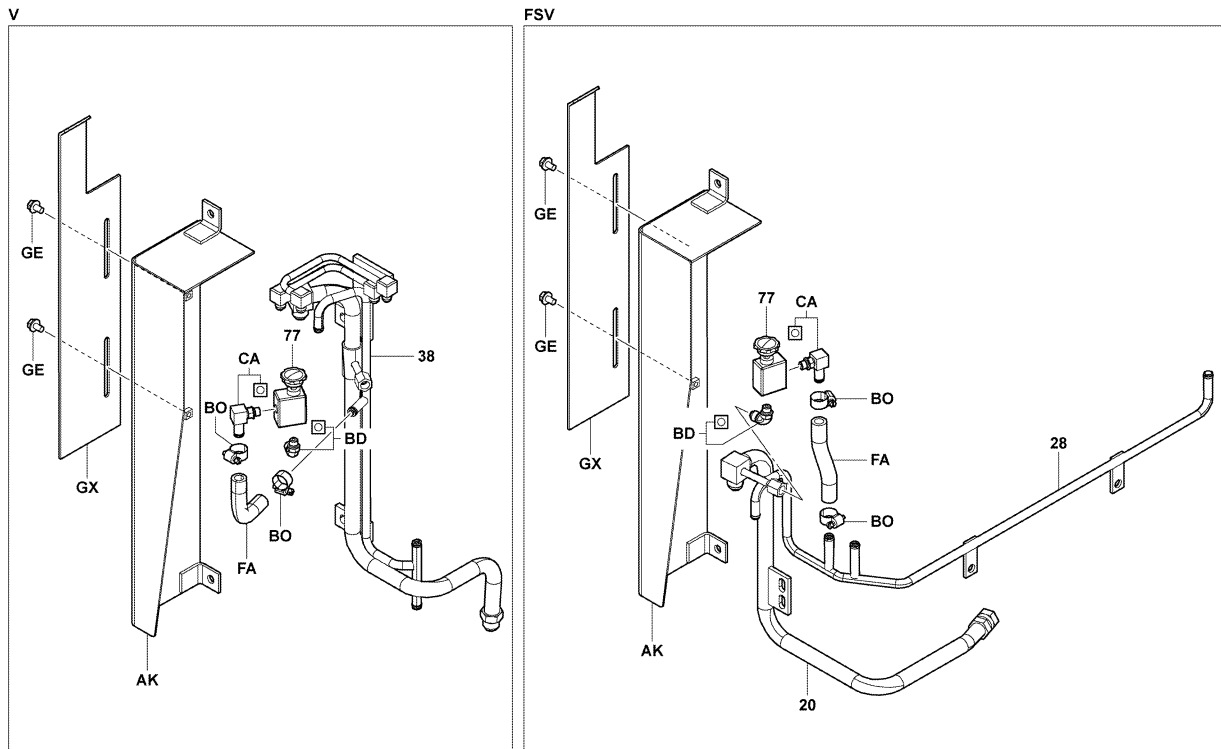
6805

MAST PIPING  
TUYAUTERIE DE MAT

MASTLEITUNGEN  
TOBOS DEL MASTIL

FSV..10,13,14,15,18,S10,S13,S14,S15,S18 (REMOTE W/H-RAIL)

☐ =O-RING



6805-181

6805-181\_

6805

MAST PIPING  
TUYAUTERIE DE MAT

MASTLEITUNGEN  
TOBOS DEL MASTIL

PART NAME CODE	PART NAME	QTY	PART NAME CODE	PART NAME	QTY
6805-10	VALVE ASSY, FLOW REGULATOR ENS. DE SOUPAPE VENTIL, VOLLST. CONJUNTO DE VALVULA	1	6805-38	PIPE SUB-ASSY, MAST SOUS-ENS. DE TUYAU ROHR-TEILGRUPPE SUBCONJUNTO DE TUBO	1
6805-13	PULLEY ASSY, HOSE ENS. DE POULIE RIEMENSCHIBEN, VOLLST. CONJUNTO DE LA POLEA	1	6805-39	PIPE SUB-ASSY, NO.3 (TILT, MAST TO PULLEY) SOUS-ENS. DE TUYAU ROHR-TEILGRUPPE SUBCONJUNTO DE TUBO	1
6805-14	REGULATOR ASSY, FLOW ENS. DE REGULATEUR REGLER, VOLLST. CONJUNTO DEL REGULADOR	1	6805-40	HOSE, HIGH PRESSURE (VALVE TO LIFT CYLINDER) FLEXIBLE SCHLAUCH MANGUERA	1
6805-20	PIPE SUB-ASSY, NO.1 (VALVE TO LIFT) SOUS-ENS. DE TUYAU ROHR-TEILGRUPPE SUBCONJUNTO DE TUBO	1	6805-42	HOSE, HIGH PRESSURE (TILT FOR PULLEY) FLEXIBLE SCHLAUCH MANGUERA	2
6805-26	PIPE SUB-ASSY (PULLEY TO TILT, FRONT) SOUS-ENS. DE TUYAU ROHR-TEILGRUPPE SUBCONJUNTO DE TUBO	1	6805-44	HOSE, HIGH PRESSURE (FRONT LIFT CYLINDER) FLEXIBLE SCHLAUCH MANGUERA	1
6805-27	PIPE SUB-ASSY (PULLEY TO TILT, REAR) TAMIS SCHIRMBLENDEN PANTALLA	1	6805-45	HOSE, HIGH PRESSURE, NO.1 (MAST TO FR LIFT) FLEXIBLE SCHLAUCH MANGUERA	1
6805-28	PIPE SUB-ASSY (LIFT TO TANK) TAMIS SCHIRMBLENDEN PANTALLA	1	6805-50	HOSE, LOW PRESSURE, NO.1 (LIFT TO TANK) FLEXIBLE SCHLAUCH MANGUERA	1-2
6805-35	PULLEY POULIE RIEMENSCHIBE POLEA	1	6805-50A	CLAMP, LIFT TO TANK NO.1 HOSE PINSE KLEMME ABRAZADERA	4
6805-36	PIPE SUB-ASSY, TILT CYLINDER SOUS-ENS. DE TUYAU ROHR-TEILGRUPPE SUBCONJUNTO DE TUBO	1	6805-54	HOSE, HIGH PRESSURE (TILT FOR PULLEY) FLEXIBLE SCHLAUCH MANGUERA	2
6805-37	PIPE SUB-ASSY, TILT CYLINDER SOUS-ENS. DE TUYAU ROHR-TEILGRUPPE SUBCONJUNTO DE TUBO	1	6805-55	FITTING, LIFT CYLINDER RACCORD ANSCHLUSSTUCK ACOPLADOR	1

6805		MAST PIPING TUYAUTERIE DE MAT		MASTLEITUNGEN TOBOS DEL MASTIL	
PART NAME CODE	PART NAME	QTY	PART NAME CODE	PART NAME	QTY
6805-56	FITTING, TILT CYLINDER RACCORD ANSCHLUSSTUCK ACOPLADOR	2-4	6805-77	VALVE ASSY, NEEDLE ENS. DE SOUPAPE VENTIL, VOLLST. CONJUNTO DE VALVULA	1
6805-57	FITTING, FRONT LIFT CYLINDER RACCORD ANSCHLUSSTUCK ACOPLADOR	1	6805-AB	CLAMP PINSE KLEMME ABRAZADERA	2
6805-58	HOSE, HIGH PRESSURE (FOR LIFT CYLINDER) FLEXIBLE SCHLAUCH MANGUERA	1	6805-AE	BAND BANDE BAND BANDA	1
6805-59	FITTING, LIFT CYLINDER RACCORD ANSCHLUSSTUCK ACOPLADOR	1	6805-AG	BOLT BOULON SCHRAUBE PERNO	1
6805-60	PULLEY, HOSE GUIDE POULIE RIEMENSCHLEIBE POLEA	1-2	6805-AH	FITTING RACCORD ANSCHLUSSTUCK ACOPLADOR	1
6805-61	PULLEY, TILT HOSE, NO.1 POULIE RIEMENSCHLEIBE POLEA	2	6805-AK	COVER, HOSE, LH COUVERCLE DECKEL CUBIERTA	1
6805-62	PULLEY, TILT HOSE, NO.2 POULIE RIEMENSCHLEIBE POLEA	2	6805-AM	PIN, HOSE GUIDE PULLEY GOUVILLE STIFT PASADOR	1
6805-73	PIPE SUB-ASSY, MAST SOUS-ENS. DE TUYAU ROHR-TEILGRUPPE SUBCONJUNTO DE TUBO	1	6805-AP	BAND BANDE BAND BANDA	7-9
6805-74	PIPE SUB-ASSY, LIFT CYLINDER SOUS-ENS. DE TUYAU ROHR-TEILGRUPPE SUBCONJUNTO DE TUBO	1	6805-AR	FITTING RACCORD ANSCHLUSSTUCK ACOPLADOR	1
6805-75	PIPE SUB-ASSY, LIFT CYLINDER SOUS-ENS. DE TUYAU ROHR-TEILGRUPPE SUBCONJUNTO DE TUBO	1	6805-AS	CLAMP PINSE KLEMME ABRAZADERA	1-2

6805		MAST PIPING TUYAUTERIE DE MAT		MASTLEITUNGEN TOBOS DEL MASTIL	
PART NAME CODE	PART NAME	QTY	PART NAME CODE	PART NAME	QTY
6805-AT	BRACKET SUPPORT TRAGER SOPORTE	1	6805-BN	RING, SHAFT SNAP ANNEAU RING ANILLO	2-3
6805-AY	RING, O ANNEAU RING ANILLO	1	6805-BO	CLAMP, HOSE PINSE KLEMME ABRAZADERA	2
6805-AZ	COVER, HOSE COUVERCLE DECKEL CUBIERTA	2-4	6805-BP	BRACKET SUB-ASSY, HOSE CLAMP SOUS-ENS. DE SUPPORT TRAGER-TEILGRUPPE SUBCONJUNTO DE LA SOPORTE	1
6805-BA	CLAMP PINSE KLEMME ABRAZADERA	2-3	6805-BR	BRACKET SUB-ASSY, GUIDE PULLEY SOUS-ENS. DE SUPPORT TRAGER-TEILGRUPPE SUBCONJUNTO DE LA SOPORTE	1
6805-BD	FITTING RACCORD ANSCHLUSSTUCK ACOPLADOR	1	6805-BS	BRACKET SUB-ASSY, GUIDE PULLEY SOUS-ENS. DE SUPPORT TRAGER-TEILGRUPPE SUBCONJUNTO DE LA SOPORTE	1
6805-BF	GUIDE SUB-ASSY, NO.1 SOUS-ENS. DE GUIDE FUHRUNGS-TEILGRUPPE SUBCONJUNTO DE GUIA	1	6805-BT	BOLT BOULON SCHRAUBE PERNO	2-4
6805-BG	CLAMP PINSE KLEMME ABRAZADERA	1	6805-BU	COLLAR COLLIER BUCHSE COLLAR	1
6805-BH	GUIDE SUB-ASSY, NO.2 SOUS-ENS. DE GUIDE FUHRUNGS-TEILGRUPPE SUBCONJUNTO DE GUIA	1	6805-BV	GUIDE, HOSE GUIDE FUHRUNG GUIA	1
6805-BK	PLUG BOUCHON STOPFEN TAPON	1	6805-CA	FITTING RACCORD ANSCHLUSSTUCK ACOPLADOR	1
6805-BL	BAND BANDE BAND BANDA	1	6805-CC	FITTING RACCORD ANSCHLUSSTUCK ACOPLADOR	1

6805		MAST PIPING TUYAUTERIE DE MAT		MASTLEITUNGEN TOBOS DEL MASTIL	
PART NAME CODE	PART NAME	QTY	PART NAME CODE	PART NAME	QTY
6805-CE	FITTING RACCORD ANSCHLUSSTUCK ACOPLADOR	2	6805-DQ	GUARD SUB-ASSY, HOSE SOUS-ENS. DE PROTECTEUR SCHUTZBLECH-TEILGRUPPE SUBCONJUNTO DE PROTECTOR	1
6805-CH	SPRING, COMPRESSION RESSORT FEDER RESORTE	1	6805-EK	BOLT BOULON SCHRAUBE PERNO	1
6805-CJ	SPRING, COMPRESSION RESSORT FEDER RESORTE	1	6805-EL	BOLT BOULON SCHRAUBE PERNO	2
6805-CK	BALL, STEEL BILLE KUGEL BOLA	1	6805-EN	BOLT BOULON SCHRAUBE PERNO	2
6805-CM	WASHER RODELLE UNTERLEGSCHIEBE ARANDELA	1	6805-EO	BOLT BOULON SCHRAUBE PERNO	2
6805-CN	PIPE SUB-ASSY SOUS-ENS. DE TUYAU ROHR-TEILGRUPPE SUBCONJUNTO DE TUBO	1-2	6805-EP	NUT ECROU MUTTER TUERCA	1
6805-CZ	BOLT BOULON SCHRAUBE PERNO	1-2	6805-ER	BOLT BOULON SCHRAUBE PERNO	1
6805-DD	HOSE, HIGH PRESSURE FLEXIBLE SCHLAUCH MANGUERA	1	6805-ES	BOLT BOULON SCHRAUBE PERNO	1-2
6805-DE	HOSE, HIGH PRESSURE FLEXIBLE SCHLAUCH MANGUERA	1	6805-ET	SUPPORT SUB-ASSY, HOSE SOUS-ENS. DE SUPPORT STUTZEN-TEILGRUPPE SUBCONJUNTO DEL SOPORTE	4-6
6805-DP	PLATE PLAQUE PLATTE PLACA	1	6805-EW	STOPPER SUB-ASSY SOUS-ENS. DE BUTEE ANSCHLAG-TEILGRUPPE SUBCONJUNTO DEL TOPE	1

6805		MAST PIPING TUYAUTERIE DE MAT		MASTLEITUNGEN TOBOS DEL MASTIL	
PART NAME CODE	PART NAME	QTY	PART NAME CODE	PART NAME	QTY
6805-EY	RING, SHAFT SNAP ANNEAU RING ANILLO	2	6805-FX	BOLT BOULON SCHRAUBE PERNO	1
6805-FA	HOSE, LOW PRESSURE FLEXIBLE SCHLAUCH MANGUERA	1	6805-FY	BOLT BOULON SCHRAUBE PERNO	2
6805-FG	BOLT BOULON SCHRAUBE PERNO	2-3	6805-FZ	BOLT BOULON SCHRAUBE PERNO	1-5
6805-FJ	BOLT BOULON SCHRAUBE PERNO	1	6805-GA	PIN GOUPILLE STIFT PASADOR	1
6805-FL	WASHER, PLATE RODELLE UNTERLEGSCHIEBE ARANDELA	2	6805-GB	BOLT BOULON SCHRAUBE PERNO	2
6805-FM	WASHER, PLATE RODELLE UNTERLEGSCHIEBE ARANDELA	1	6805-GC	BOLT BOULON SCHRAUBE PERNO	2
6805-FR	PLATE PLAQUE PLATTE PLACA	1	6805-GD	BOLT BOULON SCHRAUBE PERNO	1
6805-FS	PISTON PISTON KOLBEN PISTON	1	6805-GE	BOLT BOULON SCHRAUBE PERNO	2
6805-FU	BOLT BOULON SCHRAUBE PERNO	2	6805-GF	BAR SUB-ASSY SOUS-ENS. DE BAR STAB-TEILGRUPPE SUBCONJUNTO DEL BARRA	1
6805-FW	BOLT BOULON SCHRAUBE PERNO	2	6805-GW	PIPE SUB-ASSY SOUS-ENS. DE TUYAU ROHR-TEILGRUPPE SUBCONJUNTO DE TUBO	1

6805		MAST PIPING TUYAUTERIE DE MAT		MASTLEITUNGEN TOBOS DEL MASTIL	
PART NAME CODE	PART NAME	QTY	PART NAME CODE	PART NAME	QTY
6805-GX	PLATE ----- PLAQUE PLATTE PLACA	1			
6805-GZ	BOLT ----- BOULON SCHRAUBE PERNO	2			
6805-HA	BOLT ----- BOULON SCHRAUBE PERNO	2			
6805-HB	BOLT ----- BOULON SCHRAUBE PERNO	5			
6805-HD	BOLT ----- BOULON SCHRAUBE PERNO	2			
6805-HE	BOLT ----- BOULON SCHRAUBE PERNO	1			
6805-HF	BOLT ----- BOULON SCHRAUBE PERNO	2			
6805-HM	CLAMP SUB-ASSY ----- SOUS-ENS. DE PINCE KLEMMEN-TEILGRUPPE SUBCONJUNTO DE ABRAZADERA	1			
6805-HN	RING, SHAFT SNAP ----- ANNEAU RING ANILLO	1			

6805		MAST PIPING TUYAUTERIE DE MAT		MASTLEITUNGEN TOBOS DEL MASTIL	
PART NAME CODE	PART NAME	QTY	PART NAME CODE	PART NAME	QTY